

Structures+HaynesWhaley
Structural Engineer
Texas Firm Registration No. F-8830
1018 W. 11th Street, Suite 100B
Austin, Texas 78703
512-236-1285

E&C Engineers & Consultant Inc.
MEP&Fire Protection Engineer
Texas Firm Registration No. F-003068
1010 Lamar, Suite 650
Houston, TX 77002
(713) 580-8800

Walter P. Moore Associates, Inc.
Civil Engineer
Texas Firm Registration No. 1856
1301 McKinney, Suite 1100
Houston, TX 77010
(713) 630-7300

4b Technology Group
IT, Audio Visual & Security Consultant
12600 Northborough Dr., Suite 290
Houston, TX 77067
(832)249-9379

Clark Condon Associates, Inc.
Landscape Architecture
10401 Stella Link Road
Houston, TX 77025
(713) 871-1414

New Classroom and Business Building

Houston, Texas 77004

UH Project No. : P770776

[illegible]

Seal/Signature

PRELIMINARY
These documents are incomplete
and not for regulatory approval,
permit or construction.

DAVID J. CALKINS
TEXAS ARCHITECT REGISTRATION # 11981
07/25/2011

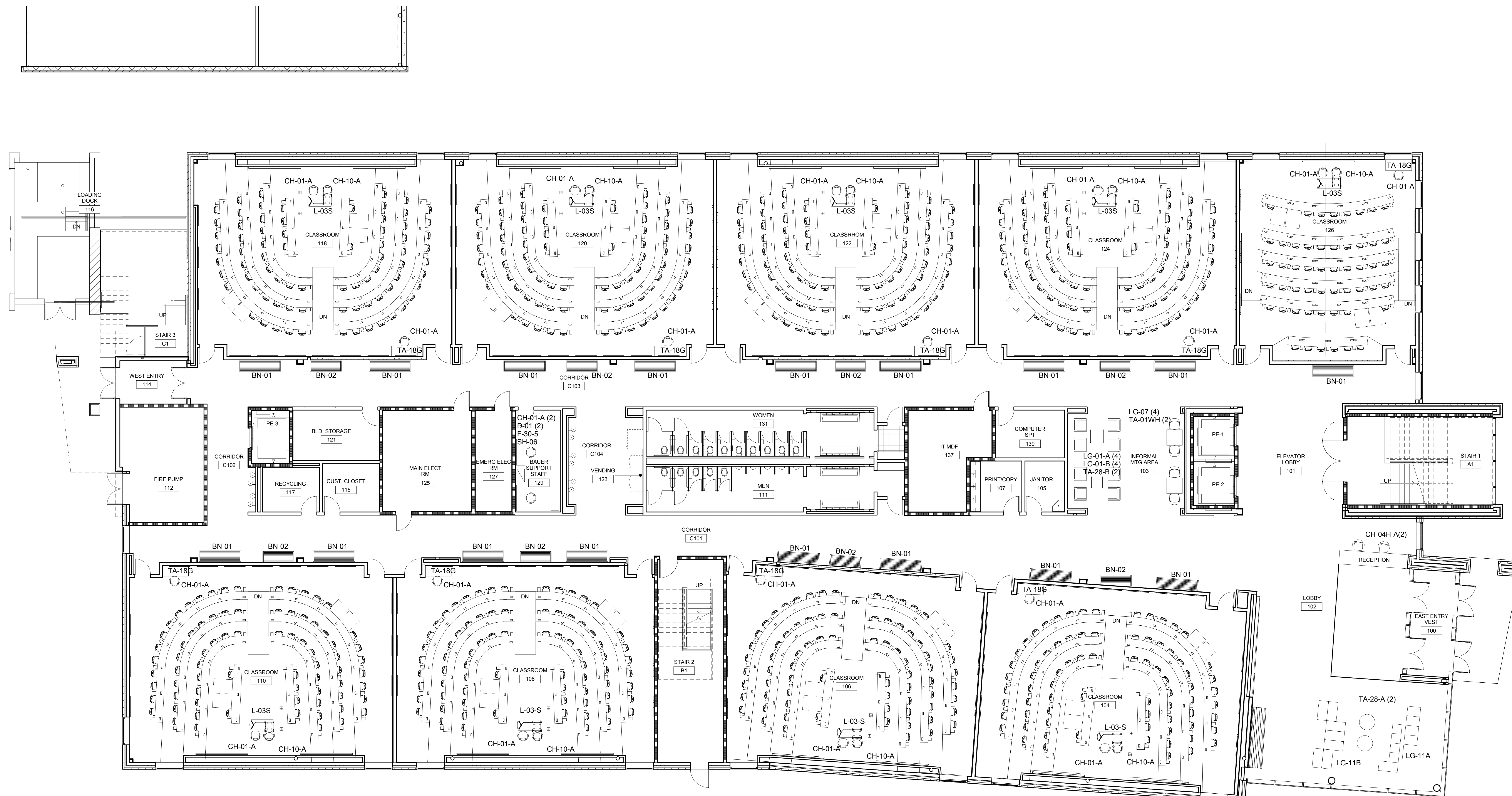
Project Name	New Classroom and Business Building
Project Number	02.7044.000

Description	FURNITURE PLAN - LEVEL 1
-------------	--------------------------

Scale
1/8" = 1'-0"

A1.61

© 2011 Gensler



FURNITURE PLAN FOR REFERENCE ONLY
LEVEL 1 FURNITURE PLAN
10.21.11

LEVEL 1 CONSTRUCTION PLAN

SCALE: 1/8" = 1'-0"

KEY NOTES

SHEET NOTES

GENERAL NOTES

LEGEND

NOTE: EVERY SHEETNOTE MAY NOT APPEAR ON THIS PAGE

Houston, Texas 77004

Seal/Signature _____

These documents are incomplete
and not for regulatory approval

DAVID J. CALKINS
TEXAS ARCHITECT REGISTRATION # 11981

Project Name			
Manager			
Client			
Start Date			
End Date			
Status			
Priority			
Assigned To			
Created By			
Last Modified By			
Version			
Comments			

Project Number

FURNITURE PLAN - LEVEL 2

Scale
1/8" = 1'-0"



SCALE: 1/8" = 1'-0"

\\Hn-fs1000-049\02.7044.000\BIM\Building Model\ User Model Files\Stacy Reed_02.7044.000_UH CENTRAL.rvt

LEVEL 3 FURNITURE PLAN

SCALE: 1/8" = 1'-0"

KEY NOTES

SHEET NOTES

GENERAL NOTES

LEGEND

NOTE: EVERY SHEETNOTE MAY NOT APPEAR ON THIS PAGE

THE UNIVERSITY OF HOUSTON SYSTEM
PLAN LAYOUT SIGN OFF

BERNIE K. HARLESS _____ DATE: _____
KATHERINE E. MILLER _____ DATE: _____
SPENCER MOORE _____ DATE: _____
MICHAEL PARKS _____ DATE: _____
CRAIG NESS _____ DATE: _____

Gensler

Structures+HaynesWhaley

Structural Engineer
Texas Firm Registration No. F-8830
1018 W. 11th Street, Suite 100B
Austin, Texas 78703
512-236-1285

E&C Engineers & Consultant Inc.

MEP&Fire Protection Engineer
Texas Firm Registration No. F-003068
1010 Lamar, Suite 650
Houston, TX 77002
(713) 580-8800

Walter P. Moore Associates, Inc.

Civil Engineer
Texas Firm Registration No. 1856
1301 McKinney, Suite 1100
Houston, TX 77010
(713) 630-7300

4b Technology Group

IT, Audio Visual & Security Consultant
12500 Northborough Dr., Suite 290
Houston, TX 77067
(832)249-9379

Clark Condon Associates, Inc.

Landscape Architect
10401 Stella Link Road
Houston, TX 77025
(713) 871-1414

New Classroom and
Business Building

Houston, Texas 77004

UH Project No. : P770776



Issue	Date	Description
1	15 08.22.2011	GMP2 - ISSUE FOR CONSTRUCTION

Seal/Signature

PRELIMINARY

These documents are incomplete
and not for regulatory approval,
permit or construction.

DAVID J. CALKINS
TEXAS ARCHITECT REGISTRATION # 11981
07/25/2011

Project Name

New Classroom and Business
Building

Project Number

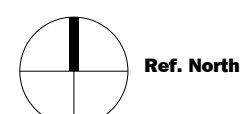
02.7044.000

Description

FURNITURE PLAN - LEVEL 3

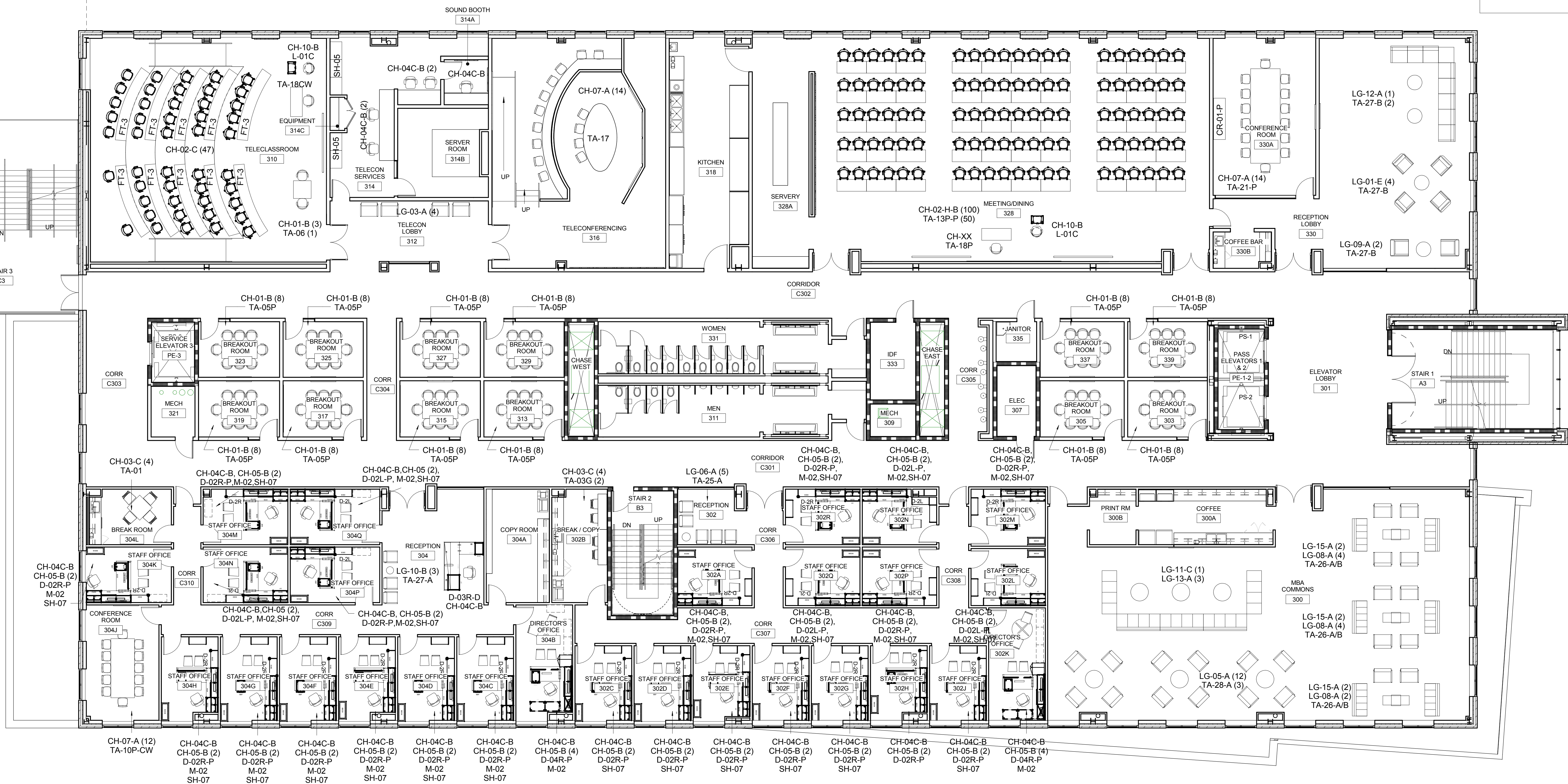
Scale

1/8" = 1'-0"



A1.63

© 2011 Gensler



FURNITURE PLAN FOR REFERENCE ONLY
LEVEL 3 FURNITURE PLAN
10.21.11

\\Hn-fs1000-049\02.7044.000\BIM\Building Model\ User Model Files\Stacy Reed_02.7044.000_UH CENTRAL.rvt

LEVEL 4 FURNITURE PLAN

SCALE: 1/8" = 1'-0"

KEY NOTES

SHEET NOTES

GENERAL NOTES

LEGEND

NOTE: EVERY SHEETNOTE MAY NOT APPEAR ON THIS PAGE

THE UNIVERSITY OF HOUSTON SYSTEM
PLAN LAYOUT SIGN OFF

BERNIE K. HARLESS _____ DATE: _____
KATHERINE E. MILLER _____ DATE: _____
SPENCER MOORE _____ DATE: _____
MICHAEL PARKS _____ DATE: _____
CRAIG NESS _____ DATE: _____

Gensler

Structures+HaynesWhaley

Texas Firm Registration No. F-8830
1018 W. 11th Street, Suite 100B
Austin, Texas 78703
512-236-1285

E&C Engineers & Consultant Inc.

MEP&Fire Protection Engineer
Texas Firm Registration No. F-003068
1010 Lamar, Suite 650
Houston, TX 77002
(713) 580-8800

Walter P. Moore Associates, Inc.

Texas Firm Registration No. 1856
1301 McKinney, Suite 1100
Houston, TX 77010
(713) 630-7300

4b Technology Group

IT, Audio Visual & Security Consultant
12500 Northborough Dr., Suite 290
Houston, TX 77067
(832)249-9379

Clark Condon Associates, Inc.

Landscape Architect
10401 Stella Link Road
Houston, TX 77025
(713) 871-1414

New Classroom and
Business Building

Houston, Texas 77004

UH Project No. : P770776



Issue	Date	Description
1	15 08.22.2011	GMP2 - ISSUE FOR CONSTRUCTION

Seal/Signature

PRELIMINARY
These documents are incomplete
and not for regulatory approval,
permit or construction.

DAVID J. CALKINS
TEXAS ARCHITECT REGISTRATION # 11981
07/25/2011

Project Name
New Classroom and Business
Building
Project Number
02.7044.000

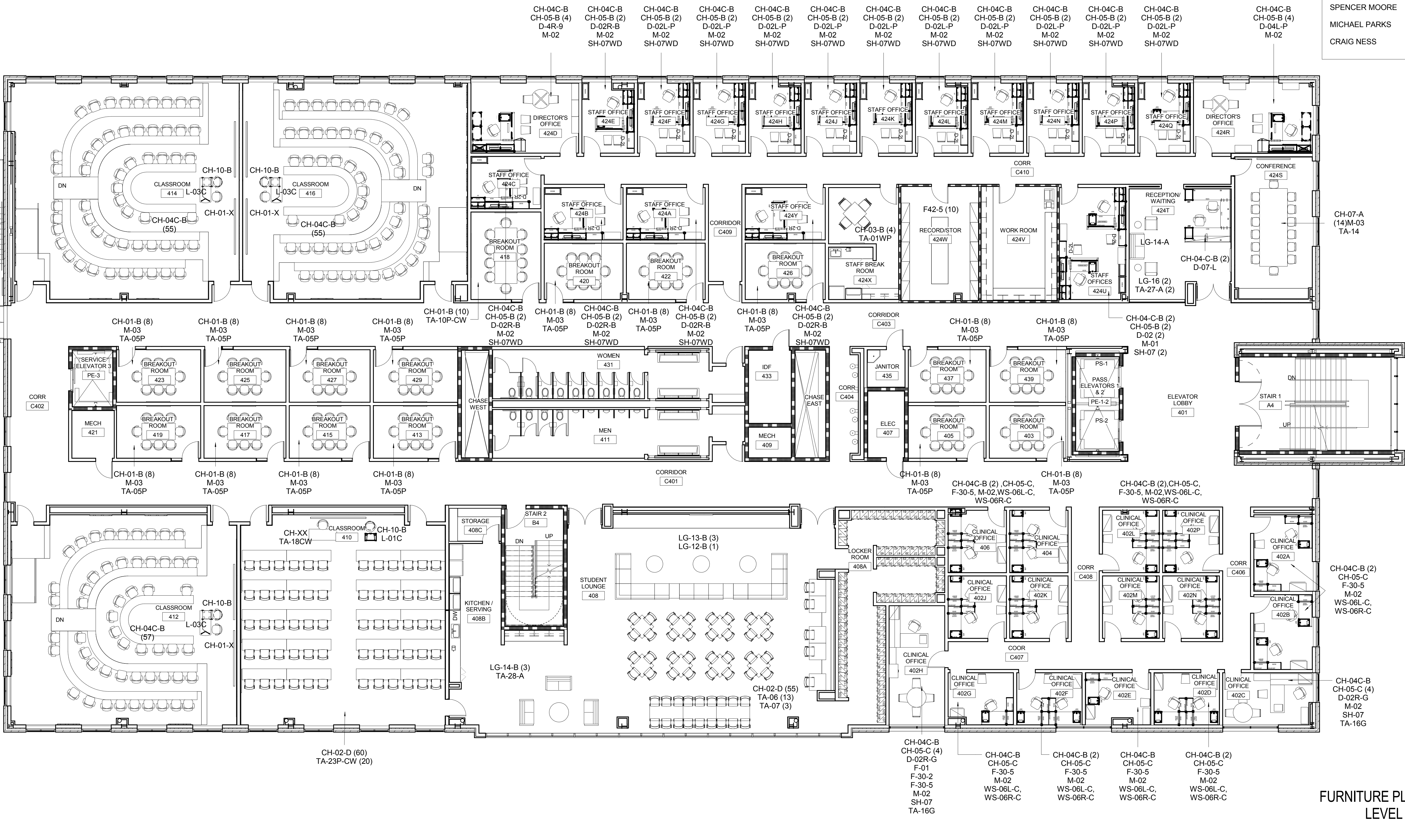
Description
FURNITURE PLAN - LEVEL 4

Scale
1/8" = 1'-0"



A1.64

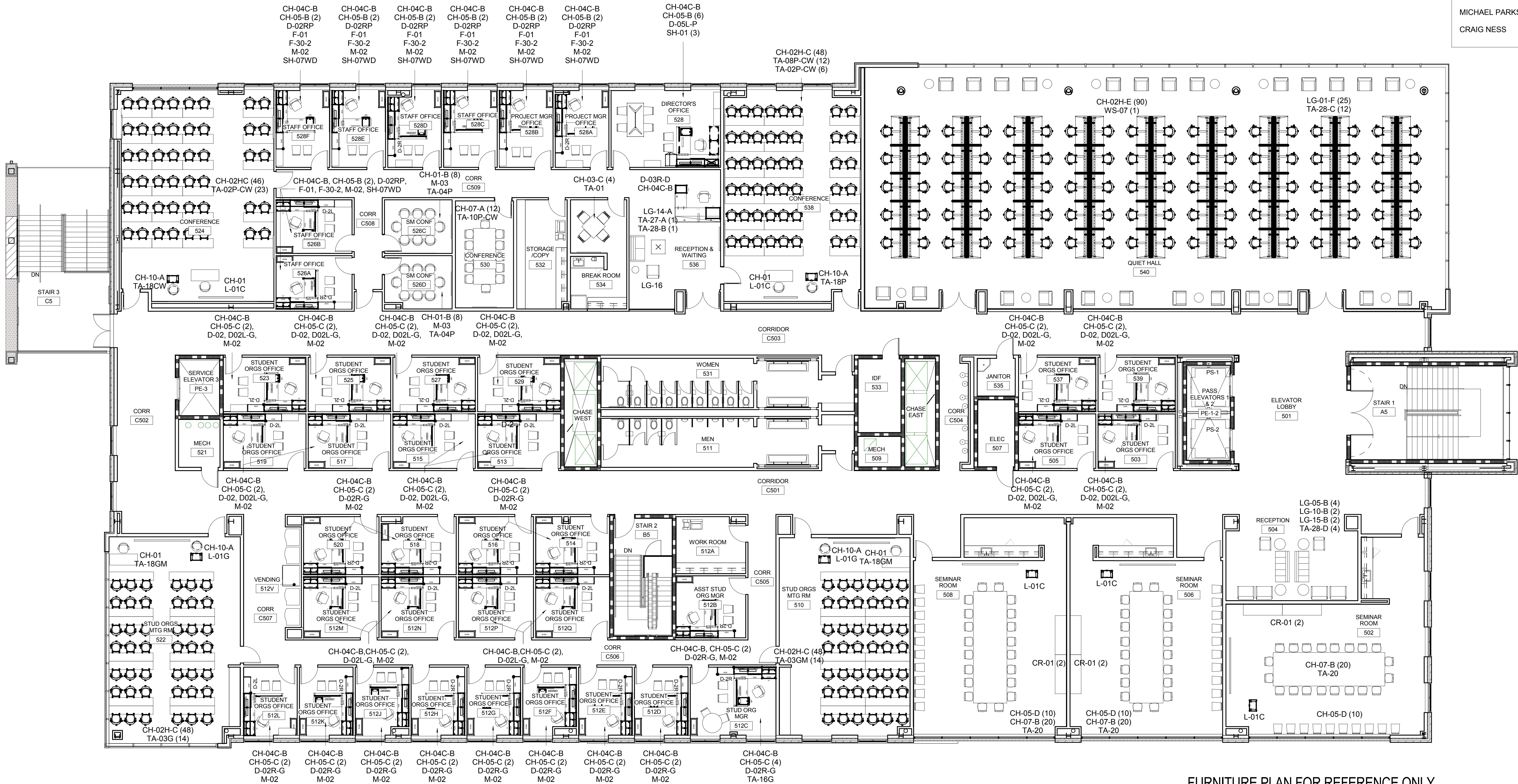
© 2011 Gensler



\\Hn-fs1000-049\02.7044.000\BIM\Building Model\ User Model Files\Stacy Reed_02.7044.000_UH CENTRAL.rvt

THE UNIVERSITY OF HOUSTON SYSTEM
PLAN LAYOUT SIGN OFF

BERNIE K. HARLESS _____ DATE: _____
KATHERINE E. MILLER _____ DATE: _____
SPENCER MOORE _____ DATE: _____
MICHAEL PARKS _____ DATE: _____
CRAIG NESS _____ DATE: _____



FURNITURE PLAN FOR REFERENCE ONLY
LEVEL 5 FURNITURE PLAN
10.21.11

LEVEL 5 FURNITURE PLAN

SCALE: 1/8" = 1'-0"

Seal/Signature

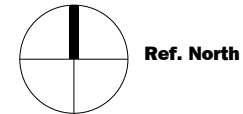
PRELIMINARY
These documents are incomplete
and not for regulatory approval,
permit or construction.

DAVID J. CALKINS
TEXAS ARCHITECT REGISTRATION # 11981
07/25/2011

Project Name
New Classroom and Business
Building
Project Number
02.7044.000

Description
FURNITURE PLAN - LEVEL 5

Scale
1/8" = 1'-0"



A1.65

© 2011 Gensler

Pennzoil Place
711 Louisiana Street
Suite 300
Houston TX 77002
Tel: 713.844.0000
Fax: 713.844.0001

Gensler

Structures+HaynesWhaley

Structural Engineer
Texas Firm Registration No. F-8830
1018 W. 11th Street, Suite 100B
Austin, Texas 78703
512-236-1285

E&C Engineers & Consultant Inc.

MEP&Fire Protection Engineer
Texas Firm Registration No. F-003068
1010 Lamar, Suite 650
Houston, TX 77002
(713) 580-8800

Walter P. Moore Associates, Inc.

Civil Engineer
Texas Firm Registration No. 1856
1301 McKinney, Suite 1100
Houston, TX 77010
(713) 630-7300

4b Technology Group

IT, Audio Visual & Security Consultant
12500 Northborough Dr., Suite 290
Houston, TX 77067
(832)249-9379

Clark Condon Associates, Inc.

Landscape Architect
10401 Stella Link Road
Houston, TX 77025
(713) 871-1414

New Classroom and
Business Building

Houston, Texas 77004

UH Project No. : P770776



Issue	Date	Description
1	15	08.22.2011 GMP2 - ISSUE FOR CONSTRUCTION

NOTE: EVERY SHEETNOTE MAY NOT APPEAR ON THIS PAGE

Furniture Schedule

Gensler

Project Name	UH Classroom and Business Building	Issue Date	10-21-11
Project Location	Houston, Texas	Revision Date	
Project Number	02.7044.101	File	5FD
Item	Corridor Bench	This is page	1 of 1

Furniture					
Item Code	BN-01	Manufacturer Forms + Surfaces			
Product No.	SBHUD-96F				
Description	Hudson 8-foot freestanding bench. Seat and legs both made from solid Ipé hardwood slats locked together with concealed 1/2" diameter threaded stainless steel rods.				
Finish(es)	FSC PURE IPE'				
Dimensions	96"	17.9"	15.8"		
	W	D	H	AH	SH
Lock/Keying					
Contact	Rheannon Cunningham				
Phone Number	512-970-0024				
Email	Rheannon.Cunningham@forms-surfaces.com				
Special Instructions					



Upholstery

Supplier shall be responsible for verifying the accuracy and completeness of the specified product number for the product described and shall notify the designer of any discrepancies prior to placing the product on order. Manufacturer and Supply Dealer shall certify that this product meets regulations of the jurisdiction in which the project is located and includes required stamps, certification and labeling.

☐ Seaming Diagram
 ☐ Strike-Off
 ☒ Finish Sample
 ☐ Cutting
 ☐ Shop Dwgs
 ☐ Prototype
 ☐ Flame Certificate

- Manufacturer to submit sample of C.O.M. for designer's written approval prior to purchasing and fabrication of total quantity.
- All finish samples must be submitted to Gensler for approval prior to fabrication, including fabric, metal, stone and wood samples.
- Shop drawings, manufacturer data sheet, or prototype must be submitted to Gensler for approval prior to fabrication.
- Quantities listed do not include any overage or attic stock. Purchasing agent shall verify quantities prior to purchasing. Client and/or the Purchasing Agent are solely responsible for all quantities.
- Manufacturer representative listed to review product description and product number and notify Designer of any error or conflict in specification as indicated.
- All images, photographs, renderings of specified items contained in this specification package are for general design intent and reference only.
- Manufacturer to provide all required hardware and instructions for proper installation.
- Manufacturer to provide with heavy duty cleats for wall hung security mount to wall. Confirm with Contractor that required blocking is installed properly.

BN-01

To Be Installed in the Following Locations:

Total 28 Each

Room #	Qty	Unit	Room Name
FIRST FLOOR	17	Each	CORRIDOR
SECOND FLOOR	11	Each	CORRIDOR

Distribution

Prepared by Stacy Reed, IIDA, LEED AP ID+C

Furniture Schedule

Gensler

Project Name	UH Classroom and Business Building	Issue Date	10-21-11
Project Location	Houston, Texas	Revision Date	
Project Number	02.7044.101	File	5FD
Item	Corridor Bench	This is page	1 of 1

Furniture					
Item Code	BN-02	Manufacturer Forms + Surfaces			
Product No.	SBHUD-72F				
Description	Hudson 6-foot freestanding bench. Seat and legs both made from solid Ipé hardwood slats locked together with concealed 1/2" diameter threaded stainless steel rods.				
Finish(es)	FSC PURE IPE'				
Dimensions	72"	17.9"	15.8"		
	W	D	H	AH	SH
Lock/Keying					
Contact	Rheannon Cunningham				
Phone Number	512-970-0024				
Email	Rheannon.Cunningham@forms-surfaces.com				
Special Instructions					



--

Upholstery

Supplier shall be responsible for verifying the accuracy and completeness of the specified product number for the product described and shall notify the designer of any discrepancies prior to placing the product on order. Manufacturer and Supply Dealer shall certify that this product meets regulations of the jurisdiction in which the project is located and includes required stamps, certification and labeling.

☐ Seaming Diagram
 ☐ Strike-Off
 ☒ Finish Sample
 ☐ Cutting
 ☐ Shop Dwgs
 ☐ Prototype
 ☐ Flame Certificate

- Manufacturer to submit sample of C.O.M. for designer's written approval prior to purchasing and fabrication of total quantity.
- All finish samples must be submitted to Gensler for approval prior to fabrication, including fabric, metal, stone and wood samples.
- Shop drawings, manufacturer data sheet, or prototype must be submitted to Gensler for approval prior to fabrication.
- Quantities listed do not include any overage or attic stock. Purchasing agent shall verify quantities prior to purchasing. Client and/or the Purchasing Agent are solely responsible for all quantities.
- Manufacturer representative listed to review product description and product number and notify Designer of any error or conflict in specification as indicated.
- All images, photographs, renderings of specified items contained in this specification package are for general design intent and reference only.
- Manufacturer to provide all required hardware and instructions for proper installation.
- Manufacturer to provide with heavy duty cleats for wall hung security mount to wall. Confirm with Contractor that required blocking is installed properly.

BN-02

To Be Installed in the Following Locations:

Total 8 Each

Room #	Qty	Unit	Room Name
FIRST FLOOR	8	Each	CORRIDOR

Distribution


Prepared by Stacy Reed, IIDA, LEED AP ID+C

Furniture Schedule

Gensler

Project Name	UH Classroom and Business Building	Issue Date	10-21-11
Project Location	Houston, Texas	Revision Date	
Project Number	02.7044.101	File	5FD
Item	Task Chair	This is page	1 of 1

Furniture					
Item Code	CH-01-A		Manufacturer Steelcase		
Product No.	434111				
Description	Cobi task chair with 3D upholstery back, upholstered seat, five-star caster base with fixed arms.				
Finish(es)	Standard Upholstery; near black 6295				
Dimensions					
	24.75"	23.75"	34" -39"	24.25" - 29"	15.5" - 20.5"
	W	D	H	AH	SH
Lock/Keying					
Contact	Ashley Cleveland				
Phone Number	832-431-8198				
Email	ACLEVEL1@steelcase.com				
Special Instructions	Carpet caster.				



Upholstery	Seat	Back	Upholstery
Manufacturer	Steelcase	Steelcase	
Name	Cogent Connect	3D Knit	
Fabric Type	Seating Upholstery	Seating Upholstery	
Product No.	5S25	5093	
Color	Graphite	Nickel	
Width	66"	57 inches	
Content	Antimony free Polyester	100% Polyester	
Fabric Repeat	None	None	
Contact	Ashley Cleveland	Ashley Cleveland	
Phone Number	832-431-8198	832-431-8198	
Special Instructions			

Supplier shall be responsible for verifying the accuracy and completeness of the specified product number for the product described and shall notify the designer of any discrepancies prior to placing the product on order. Manufacturer and Supply Dealer shall certify that this product meets regulations of the jurisdiction in which the project is located and includes required stamps, certification and labeling.

☐ Seaming Diagram
 ☐ Strike-Off x Finish Sample
 ☐ Cutting
 ☐ Shop Dwgs
 ☐ Prototype
 ☐ Flame Certificate

- Manufacturer to submit sample of C.O.M. for designer's written approval prior to purchasing and fabrication of total quantity.
- All finish samples must be submitted to Gensler for approval prior to fabrication, including fabric, metal, stone and wood samples.
- Shop drawings, manufacturer data sheet, or prototype must be submitted to Gensler for approval prior to fabrication.
- Quantities listed do not include any overage or attic stock. Purchasing agent shall verify quantities prior to purchasing.
- Client and/or the Purchasing Agent are solely responsible for all quantities.
- Manufacturer representative listed to review product description and product number and notify Designer of any error or conflict in specification as indicated.
- All images, photographs, renderings of specified items contained in this specification package are for general design intent and reference only.
- Manufacturer to provide all required hardware and instructions for proper installation.
- Manufacturer to provide with heavy duty cleats for wall hung security mount to wall. Confirm with Contractor that required blocking is installed properly.

CH-01-A***To Be Installed in the Following Locations:*****Total 79 Each**

Room #	Qty	Unit	Room Name
104	2	Each	Classroom
106	2	Each	Classroom
108	2	Each	Classroom
110	2	Each	Classroom
118	2	Each	Classroom
120	2	Each	Classroom
122	2	Each	Classroom
124	2	Each	Classroom
126	2	Each	Classroom
203	6	Each	Group Meeting Room
205	6	Each	Group Meeting Room
212	12	Each	Group Meeting Room
213	6	Each	Group Meeting Room
214	1	Each	Group Meeting Room
220D	4	Each	Huddle Room
226	1	Each	Classroom
227	6	Each	Group Meeting Room
228	1	Each	Classroom
230	1	Each	Classroom
236	10	Each	Library
239	6	Each	Group Meeting Room
240	1	Each	Classroom

Furniture Schedule

Gensler

Project Name	UH Classroom and Business Building	Issue Date	10-21-11
Project Location	Houston, Texas	Revision Date	
Project Number	02.7044.101	File	5FD
Item	Task Chair	This is page	1 of 1

Furniture					
Item Code	CH-01-B		Manufacturer Steelcase		
Product No.	434111				
Description	Cobi task chair with 3D upholstery back, upholstered seat, five-star caster base with fixed arms.				
Finish(es)	Standard Upholstery; near black 6295				
Dimensions	24.75"	23.75"	34" -39"	24.25" - 29"	15.5" - 20.5"
	W	D	H	AH	SH
Lock/Keying					
Contact	Ashley Cleveland				
Phone Number	832-431-8198				
Email	ACLEVEL1@steelcase.com				
Special Instructions	Carpet caster.				



Upholstery	Seat	Back
Manufacturer	Steelcase	Steelcase
Name	Cogent Connect	3D Knit
Fabric Type	Seating Upholstery	Seating Upholstery
Product No.	5S96	5066
Color	Quicksilver	Malt
Width	66"	57 inches
Content	Antimony free Polyester	100% Polyester
Fabric Repeat	None	None
Contact	Ashley Cleveland	Ashley Cleveland
Phone Number	832-431-8198	832-431-8198
Special Instructions		

Upholstery

Supplier shall be responsible for verifying the accuracy and completeness of the specified product number for the product described and shall notify the designer of any discrepancies prior to placing the product on order. Manufacturer and Supply Dealer shall certify that this product meets regulations of the jurisdiction in which the project is located and includes required stamps, certification and labeling.

☐ Seaming Diagram
 ☐ Strike-Off
 ☒ Finish Sample
 ☒ Cutting
 ☐ Shop Dwgs
 ☐ Prototype
 ☐ Flame Certificate

- Manufacturer to submit sample of C.O.M. for designer's written approval prior to purchasing and fabrication of total quantity.
- All finish samples must be submitted to Gensler for approval prior to fabrication, including fabric, metal, stone and wood samples.
- Shop drawings, manufacturer data sheet, or prototype must be submitted to Gensler for approval prior to fabrication.
- Quantities listed do not include any overage or attic stock. Purchasing agent shall verify quantities prior to purchasing.
- Client and/or the Purchasing Agent are solely responsible for all quantities.
- Manufacturer representative listed to review product description and product number and notify Designer of any error or conflict in specification as indicated.
- All images, photographs, renderings of specified items contained in this specification package are for general design intent and reference only.
- Manufacturer to provide all required hardware and instructions for proper installation.
- Manufacturer to provide with heavy duty cleats for wall hung security mount to wall. Confirm with Contractor that required blocking is installed properly.

CH-01-B***To Be Installed in the Following Locations:*****Total 245 Each**

Room #	Qty	Unit	Room Name
303	8	Each	Breakout room
305	8	Each	Breakout room
310	3	Each	Teleclassroom
313	8	Each	Breakout room
315	8	Each	Breakout room
317	8	Each	Breakout room
319	8	Each	Breakout room
323	8	Each	Breakout room
325	8	Each	Breakout room
327	8	Each	Breakout room
329	8	Each	Breakout room
337	8	Each	Breakout room
339	8	Each	Breakout room
403	8	Each	Breakout room
405	8	Each	Breakout room
413	8	Each	Breakout room
415	8	Each	Breakout room
417	8	Each	Breakout room
418	10	Each	Breakout room
419	8	Each	Breakout room
420	8	Each	Breakout room
422	8	Each	Breakout room
423	8	Each	
425	8	Each	Breakout room
426	8	Each	Breakout room
427	8	Each	Breakout room
429	8	Each	Breakout room
437	8	Each	Breakout room
439	8	Each	Breakout room
526C	8	Each	Small Conference Room
526D	8	Each	Small Conference Room

Furniture Schedule

Gensler

Project Name	UH Classroom and Business Building	Issue Date	10-21-11
Project Location	Houston, Texas	Revision Date	
Project Number	02.7044.101	File	5FD
Item	Classroom Chair	This is page	1 of 1

Furniture				
Item Code	CH-02-D	Manufacturer	Allsteel	
Product No.	INTK-NO NO. 2. 0. H. PR6. BW.			
Description	Inspire work chair with arms, polymer seat and back and five-star casters base.			
Finish(es)	Seat & Back: Brownstone BW Frame: Silver Casters: 2-1/2" black dual-wheel soft tread for smooth surfaces			
Dimensions	21.25"	22.75"	34"	18.25"
	W	D	H	AH
Lock/Keying				
Contact	Carole Nicholson			
Phone Number	713-471-9008			
Email	nicholsonc@allsteeloffice.com			
Special Instructions				



Upholstery

Supplier shall be responsible for verifying the accuracy and completeness of the specified product number for the product described and shall notify the designer of any discrepancies prior to placing the product on order. Manufacturer and Supply Dealer shall certify that this product meets regulations of the jurisdiction in which the project is located and includes required stamps, certification and labeling.

☐ Seaming Diagram
 ☐ Strike-Off
 ☒ Finish Sample
 ☐ Cutting
 ☐ Shop Dwgs
 ☐ Prototype
 ☐ Flame Certificate

- Manufacturer to submit sample of C.O.M. for designer's written approval prior to purchasing and fabrication of total quantity.
- All finish samples must be submitted to Gensler for approval prior to fabrication, including fabric, metal, stone and wood samples.
- Shop drawings, manufacturer data sheet, or prototype must be submitted to Gensler for approval prior to fabrication.
- Quantities listed do not include any overage or attic stock. Purchasing agent shall verify quantities prior to purchasing. Client and/or the Purchasing Agent are solely responsible for all quantities.
- Manufacturer representative listed to review product description and product number and notify Designer of any error or conflict in specification as indicated.
- All images, photographs, renderings of specified items contained in this specification package are for general design intent and reference only.
- Manufacturer to provide all required hardware and instructions for proper installation.
- Manufacturer to provide with heavy duty cleats for wall hung security mount to wall. Confirm with Contractor that required blocking is installed properly.

CH-02-D

To Be Installed in the Following Locations:

Total 115 Each

Room #	Qty	Unit	Room Name
410	60	Each	Classroom
408	55	Each	Student Lounge

Distribution

Prepared by Stacy Reed, IIDA, LEED AP ID+C

Furniture Schedule

Gensler

Project Name	UH Classroom and Business Building	Issue Date	10-21-11
Project Location	Houston, Texas	Revision Date	
Project Number	02.7044.101	File	5FD
Item	Classroom Chair	This is page	1 of 1

Furniture					
Item Code	CH-02H-A	Manufacturer	Allsteel		
Product No.	INTK-NO NO. 2. 0. H. PR6. RD				
Description	Inspire work chair with arms, polymer seat and back and five-star casters base.				
Finish(es)	Seat & Back: Cayenne RD Frame: Silver Casters: 2-1/2" black dual-wheel hard tread for carpet				
Dimensions	21.25"	22.75"	34"		18.25"
	W	D	H	AH	SH
Lock/Keying					
Contact	Carole Nicholson				
Phone Number	713-471-9008				
Email	nicholsonc@allsteeloffice.com				
Special Instructions					



Upholstery

Supplier shall be responsible for verifying the accuracy and completeness of the specified product number for the product described and shall notify the designer of any discrepancies prior to placing the product on order. Manufacturer and Supply Dealer shall certify that this product meets regulations of the jurisdiction in which the project is located and includes required stamps, certification and labeling.

☐ Seaming Diagram
 ☐ Strike-Off
 ☒ Finish Sample
 ☐ Cutting
 ☐ Shop Dwgs
 ☐ Prototype
 ☐ Flame Certificate

- Manufacturer to submit sample of C.O.M. for designer's written approval prior to purchasing and fabrication of total quantity.
- All finish samples must be submitted to Gensler for approval prior to fabrication, including fabric, metal, stone and wood samples.
- Shop drawings, manufacturer data sheet, or prototype must be submitted to Gensler for approval prior to fabrication.
- Quantities listed do not include any overage or attic stock. Purchasing agent shall verify quantities prior to purchasing. Client and/or the Purchasing Agent are solely responsible for all quantities.
- Manufacturer representative listed to review product description and product number and notify Designer of any error or conflict in specification as indicated.
- All images, photographs, renderings of specified items contained in this specification package are for general design intent and reference only.
- Manufacturer to provide all required hardware and instructions for proper installation.
- Manufacturer to provide with heavy duty cleats for wall hung security mount to wall. Confirm with Contractor that required blocking is installed properly.

CH-02H-A

To Be Installed in the Following Locations:

Total 272 Each

Room #	Qty	Unit	Room Name
214	48	Each	Classroom
226	32	Each	Classroom
228	32	Each	Classroom
230	28	Each	Classroom
234	66	Each	Classroom
238	66	Each	Classroom

Distribution

Prepared by Stacy Reed, IIDA, LEED AP ID+C

Furniture Schedule

Gensler

Project Name	UH Classroom and Business Building	Issue Date	10-21-11
Project Location	Houston, Texas	Revision Date	
Project Number	02.7044.101	File	5FD
Item	Classroom Chair	This is page	1 of 1

Furniture				
Item Code	CH-02H-B	Manufacturer	Allsteel	
Product No.	INTK-SO NO. 2. O. H. PR6. BW.			
Description	Inspire work chair with arms, polymer seat and back with upholstered seat pad and five-star casters base.			
Finish(es)	Seat & Back: Brownstone BW Frame: Silver Casters: 2-1/2" black dual-wheel hard tread for carpet			
Dimensions	21.25"	22.75"	34"	18.25"
	W	D	H	AH
Lock/Keying				
Contact	Carole Nicholson			
Phone Number	713-471-9008			
Email	nicholsonc@allsteeloffice.com			
Special Instructions				



Upholstery	Seat
Manufacturer	Carnegie
Name	Spot On
Fabric Type	Upholstery
Product No.	6138
Color	23
Width	54 inches
Content	100% Post Consumer Recycled Polyester
Fabric Repeat	11-1/4" length, 14-1/4" width
Contact	Bob Sanford
Phone Number	713.524.1860
Special Instructions	Crypton Green stain finish, moisture and bacteria resistant finish

Upholstery

Supplier shall be responsible for verifying the accuracy and completeness of the specified product number for the product described and shall notify the designer of any discrepancies prior to placing the product on order. Manufacturer and Supply Dealer shall certify that this product meets regulations of the jurisdiction in which the project is located and includes required stamps, certification and labeling.

☐ Seaming Diagram
 ☐ Strike-Off
 ☒ Finish Sample
 ☒ Cutting
 ☐ Shop Dwgs
 ☐ Prototype
 ☐ Flame Certificate

- Manufacturer to submit sample of C.O.M. for designer's written approval prior to purchasing and fabrication of total quantity.
- All finish samples must be submitted to Gensler for approval prior to fabrication, including fabric, metal, stone and wood samples.
- Shop drawings, manufacturer data sheet, or prototype must be submitted to Gensler for approval prior to fabrication.
- Quantities listed do not include any overage or attic stock. Purchasing agent shall verify quantities prior to purchasing. Client and/or the Purchasing Agent are solely responsible for all quantities.
- Manufacturer representative listed to review product description and product number and notify Designer of any error or conflict in specification as indicated.
- All images, photographs, renderings of specified items contained in this specification package are for general design intent and reference only.
- Manufacturer to provide all required hardware and instructions for proper installation.
- Manufacturer to provide with heavy duty cleats for wall hung security mount to wall. Confirm with Contractor that required blocking is installed properly.

CH-02H-B

To Be Installed in the Following Locations:

Total 100 Each

Room #	Qty	Unit	Room Name
328	100	Each	Meeting Room

Distribution

Prepared by Stacy Reed, IIDA, LEED AP ID+C

Furniture Schedule

Gensler

Project Name	UH Classroom and Business Building	Issue Date	10-21-11
Project Location	Houston, Texas	Revision Date	
Project Number	02.7044.101	File	5FD
Item	Classroom Chair	This is page	1 of 1

Furniture			
Item Code	CH-02H-C	Manufacturer	Allsteel
Product No.	INTK-SO NO. 2. O. H. PR6. BW.CTU		
Description	Inspire work chair with arms, polymer seat and back with upholstered seat pad and five-star casters base.		
Finish(es)	Seat & Back: Brownstone BW Frame: Silver Casters: 2-1/2" black dual-wheel hard tread for carpet		
Dimensions	21.25"	22.75"	34"
	W	D	H
Lock/Keying		AH	SH
Contact	Carole Nicholson		
Phone Number	713-471-9008		
Email	nicholsonc@allsteeloffice.com		
Special Instructions			



Upholstery	Seat
Manufacturer	Allsteel
Name	Appoint
Fabric Type	Seating Upholstery
Product No.	PNS002
Color	Bronze
Width	
Content	100% Recycled Polyester
Fabric Repeat	
Contact	Carole Nicholson
Phone Number	713-471-9008
Special Instructions	

Upholstery

Supplier shall be responsible for verifying the accuracy and completeness of the specified product number for the product described and shall notify the designer of any discrepancies prior to placing the product on order. Manufacturer and Supply Dealer shall certify that this product meets regulations of the jurisdiction in which the project is located and includes required stamps, certification and labeling.

☐ Seaming Diagram
 ☐ Strike-Off
 ☒ Finish Sample
 ☒ Cutting
 ☐ Shop Dwgs
 ☐ Prototype
 ☐ Flame Certificate

- Manufacturer to submit sample of C.O.M. for designer's written approval prior to purchasing and fabrication of total quantity.
- All finish samples must be submitted to Gensler for approval prior to fabrication, including fabric, metal, stone and wood samples.
- Shop drawings, manufacturer data sheet, or prototype must be submitted to Gensler for approval prior to fabrication.
- Quantities listed do not include any overage or attic stock. Purchasing agent shall verify quantities prior to purchasing. Client and/or the Purchasing Agent are solely responsible for all quantities.
- Manufacturer representative listed to review product description and product number and notify Designer of any error or conflict in specification as indicated.
- All images, photographs, renderings of specified items contained in this specification package are for general design intent and reference only.
- Manufacturer to provide all required hardware and instructions for proper installation.
- Manufacturer to provide with heavy duty cleats for wall hung security mount to wall. Confirm with Contractor that required blocking is installed properly.

CH-02H-C***To Be Installed in the Following Locations:*****Total 207 Each**

Room #	Qty	Unit	Room Name
310	47	Each	Teleclassroom
510	42	Each	Student Org Meeting Room
522	42	Each	Student Org Meeting Room
524	40	Each	Conference Room
538	36	Each	Conference Room

Distribution

Prepared by Stacy Reed, IIDA, LEED AP ID+C

Furniture Schedule

Gensler

Project Name	UH Classroom and Business Building	Issue Date	10-21-11
Project Location	Houston, Texas	Revision Date	
Project Number	02.7044.101	File	5FD
Item	Classroom Chair	This is page	1 of 1

Furniture				
Item Code	CH-02H-E	Manufacturer	Allsteel	
Product No.	INTK-SO NO. 2. O. H. PR6. BW.			
Description	Inspire work chair with arms, polymer seat and back with upholstered seat pad and five-star casters.			
Finish(es)	Seat & Back: Surf BU Frame: Silver Casters: 2-1/2" black dual-wheel hard tread for carpet			
Dimensions	21.25"	22.75"	34"	18.25"
	W	D	H	SH
Lock/Keying				
Contact	Carole Nicholson			
Phone Number	713-471-9008			
Email	nicholsonc@allsteeloffice.com			
Special Instructions				



Upholstery	Seat
Manufacturer	Ultrafabrics
Name	Brisa
Fabric Type	Seating Upholstery
Product No.	303-2698
Color	Sterling Blue
Width	54 inches
Content	100% Polyurethane surface with 100% reinforced rayon backing
Fabric Repeat	none
Contact	Main Headquarters
Phone Number	914.460.1730 (Tarrytown, NY)
Special Instructions	

Upholstery

Supplier shall be responsible for verifying the accuracy and completeness of the specified product number for the product described and shall notify the designer of any discrepancies prior to placing the product on order. Manufacturer and Supply Dealer shall certify that this product meets regulations of the jurisdiction in which the project is located and includes required stamps, certification and labeling.

☐ Seaming Diagram
 ☐ Strike-Off
 ☒ Finish Sample
 ☐ Cutting
 ☐ Shop Dwgs
 ☐ Prototype
 ☐ Flame Certificate

- Manufacturer to submit sample of C.O.M. for designer's written approval prior to purchasing and fabrication of total quantity.
- All finish samples must be submitted to Gensler for approval prior to fabrication, including fabric, metal, stone and wood samples.
- Shop drawings, manufacturer data sheet, or prototype must be submitted to Gensler for approval prior to fabrication.
- Quantities listed do not include any overage or attic stock. Purchasing agent shall verify quantities prior to purchasing. Client and/or the Purchasing Agent are solely responsible for all quantities.
- Manufacturer representative listed to review product description and product number and notify Designer of any error or conflict in specification as indicated.
- All images, photographs, renderings of specified items contained in this specification package are for general design intent and reference only.
- Manufacturer to provide all required hardware and instructions for proper installation.
- Manufacturer to provide with heavy duty cleats for wall hung security mount to wall. Confirm with Contractor that required blocking is installed properly.

CH-02H-E

To Be Installed in the Following Locations:

Total 90 Each

Room #
540

Qty
90

Unit
Each

Room Name
Quiet Hall

Distribution

Prepared by Stacy Reed, IIDA, LEED AP ID+C

Gensler

A row of six modern, colorful plastic chairs with metal frames, arranged in a line against a white background. The chairs are in various colors: green, red, yellow, white, grey, and blue. They have a simple, minimalist design with a curved backrest and a metal frame. The chairs are arranged in a line, with the green chair in the foreground and the blue chair at the back. The background is a plain, light grey wall and floor.

☐ Seaming Diagram ☐ Strike-Off ☒ Finish Sample ☐ Cutting ☐ Shop Dwgs ☐ Prototype ☐ Flame Certificate

- Manufacturer to submit sample of C.O.M. for designer's written approval prior to purchasing and fabrication of total quantity.
- All finish samples must be submitted to Gensler for approval prior to fabrication, including fabric, metal, stone and wood samples.
- Shop drawings, manufacturer data sheet, or prototype must be submitted to Gensler for approval prior to fabrication.
- Quantities listed do not include any overage or attic stock. Purchasing agent shall verify quantities prior to purchasing. Client and/or the Purchasing Agent are solely responsible for all quantities.
- Manufacturer representative listed to review product description and product number and notify Designer of any error or conflict in specification as indicated.
- All images, photographs, renderings of specified items contained in this specification package are for general design intent and reference only.
- Manufacturer to provide all required hardware and instructions for proper installation.
- Manufacturer to provide with heavy duty cleats for wall hung security mount to wall. Confirm with Contractor that required blocking is installed properly.

CH-03-A

To Be Installed in the Following Locations:

Total 4 Each

Room #	Qty	Unit	Room Name
220A	4	Each	Staff Break

Distribution

Prepared by Stacy Reed, IIDA, LEED AP ID+C

Furniture Schedule

Gensler

Project Name	UH Classroom and Business Building	Issue Date	10-21-11
Project Location	Houston, Texas	Revision Date	
Project Number	02.7044.101	File	5FD
Item	Task Chair	This is page	1 of 1

Furniture

Item Code CH-03-B **Manufacturer** Allermuir

Product No. CS1

Description Casper sled based chair with poly seat and back. Armless.

Finish(es) Stainless Steel Base, Cappuccino Poly seat and back

Dimensions

22"	21.75"	32"		18.5"
W	D	H	AH	SH

Lock/Keying

Contact Sue Gorman

Phone Number 713-522-0707

Email sue@suegormanlp.com

Special Instructions



Supplier shall be responsible for verifying the accuracy and completeness of the specified product number for the product described and shall notify the designer of any discrepancies prior to placing the product on order. Manufacturer and Supply Dealer shall certify that this product meets regulations of the jurisdiction in which the project is located and includes required stamps, certification and labeling.

☐ Seaming Diagram
 ☐ Strike-Off
 ☒ Finish Sample
 ☐ Cutting
 ☐ Shop Dwgs
 ☐ Prototype
 ☐ Flame Certificate

- Manufacturer to submit sample of C.O.M. for designer's written approval prior to purchasing and fabrication of total quantity.
- All finish samples must be submitted to Gensler for approval prior to fabrication, including fabric, metal, stone and wood samples.
- Shop drawings, manufacturer data sheet, or prototype must be submitted to Gensler for approval prior to fabrication.
- Quantities listed do not include any overage or attic stock. Purchasing agent shall verify quantities prior to purchasing. Client and/or the Purchasing Agent are solely responsible for all quantities.
- Manufacturer representative listed to review product description and product number and notify Designer of any error or conflict in specification as indicated.
- All images, photographs, renderings of specified items contained in this specification package are for general design intent and reference only.
- Manufacturer to provide all required hardware and instructions for proper installation.
- Manufacturer to provide with heavy duty cleats for wall hung security mount to wall. Confirm with Contractor that required blocking is installed properly.

CH-03-B

To Be Installed in the Following Locations:

Total 4 Each

Room #	Qty	Unit	Room Name
424X	4	Each	Staff Break

Distribution

Prepared by Stacy Reed, IIDA, LEED AP ID+C

Furniture Schedule

Gensler

Project Name	UH Classroom and Business Building	Issue Date	10-21-11
Project Location	Houston, Texas	Revision Date	
Project Number	02.7044.101	File	5FD
Item	Task Chair	This is page	1 of 1

Furniture	
Item Code	CH-03-C Manufacturer Allermuir
Product No.	CS1
Description	Casper sled based chair with poly seat and back. Armless.
Finish(es)	Stainless Steel Base, White Poly seat and back
Dimensions	
	22" 21.75" 32" 18.5"
	W D H AH SH
Lock/Keying	
Contact	Sue Gorman
Phone Number	713-522-0707
Email	sue@suegormanlp.com
Special Instructions	



--

--

Supplier shall be responsible for verifying the accuracy and completeness of the specified product number for the product described and shall notify the designer of any discrepancies prior to placing the product on order. Manufacturer and Supply Dealer shall certify that this product meets regulations of the jurisdiction in which the project is located and includes required stamps, certification and labeling.

<input type="checkbox"/> Seaming Diagram	<input type="checkbox"/> Strike-Off	<input checked="" type="checkbox"/> Finish Sample	<input type="checkbox"/> Cutting	<input type="checkbox"/> Shop Dwgs	<input type="checkbox"/> Prototype	<input type="checkbox"/> Flame Certificate
--	-------------------------------------	---	----------------------------------	------------------------------------	------------------------------------	--

- Manufacturer to submit sample of C.O.M. for designer's written approval prior to purchasing and fabrication of total quantity.
- All finish samples must be submitted to Gensler for approval prior to fabrication, including fabric, metal, stone and wood samples.
- Shop drawings, manufacturer data sheet, or prototype must be submitted to Gensler for approval prior to fabrication.
- Quantities listed do not include any overage or attic stock. Purchasing agent shall verify quantities prior to purchasing. Client and/or the Purchasing Agent are solely responsible for all quantities.
- Manufacturer representative listed to review product description and product number and notify Designer of any error or conflict in specification as indicated.
- All images, photographs, renderings of specified items contained in this specification package are for general design intent and reference only.
- Manufacturer to provide all required hardware and instructions for proper installation.
- Manufacturer to provide with heavy duty cleats for wall hung security mount to wall. Confirm with Contractor that required blocking is installed properly.

CH-03-C

To Be Installed in the Following Locations:

Total 12 Each

Room #	Qty	Unit	Room Name
302B	4	Each	Staff Break
304L	4	Each	Staff Break
534	4	Each	Staff Break

Distribution

Prepared by Stacy Reed, IIDA, LEED AP ID+C

Gensler

Upholstery

☐ Seaming Diagram ☐ Strike-Off **X** Finish Sample **X** Cutting ☐ Shop Dwgs ☐ Prototype ☐ Flame Certificate

- Manufacturer to submit sample of C.O.M. for designer's written approval prior to purchasing and fabrication of total quantity.
- All finish samples must be submitted to Gensler for approval prior to fabrication, including fabric, metal, stone and wood samples.
- Shop drawings, manufacturer data sheet, or prototype must be submitted to Gensler for approval prior to fabrication.
- Quantities listed do not include any overage or attic stock. Purchasing agent shall verify quantities prior to purchasing. Client and/or the Purchasing Agent are solely responsible for all quantities.
- Manufacturer representative listed to review product description and product number and notify Designer of any error or conflict in specification as indicated.
- All images, photographs, renderings of specified items contained in this specification package are for general design intent and reference only.
- Manufacturer to provide all required hardware and instructions for proper installation.
- Manufacturer to provide with heavy duty cleats for wall hung security mount to wall. Confirm with Contractor that required blocking is installed properly.

CH-04H-A

To Be Installed in the Following Locations:

Total 2 Each

Room #	Qty	Unit	Room Name
102	2	Each	Lobby/Reception

Distribution

Prepared by Stacy Reed, IIDA, LEED AP ID+C

CH-04C-A***To Be Installed in the Following Locations:*****Total 21 Each**

Room #	Qty	Unit	Room Name
202	2	Each	Clinical Office
204A	2	Each	Grad Student Office
204B	1	Each	Staff Office
204C	1	Each	Staff Office
204D	1	Each	Staff Office
204E	1	Each	Staff Office
206	2	Each	Clinical Office
208	1	Each	Staff Office
210	1	Each	Staff Office
215	1	Each	Staff Office
217	1	Each	Staff Office
223	1	Each	Staff Office
225	1	Each	Staff Office
242B	1	Each	Staff Office
242C	1	Each	Staff Office
242D	1	Each	Staff Office
242	2	Each	Reception

Distribution**Prepared by** Stacy Reed, IIDA, LEED AP ID+C

Furniture Schedule

Gensler

Project Name	UH Classroom and Business Building	Issue Date	10-21-11
Project Location	Houston, Texas	Revision Date	
Project Number	02.7044.101	File	5FD
Item	Desk Chair	This is page	1 of 1

Furniture											
Item Code	CH-04C-AA Manufacturer Herman Miller										
Product No.											
Description	Mirra task chair with plastic back, breathable seat, five-star caster base with standard-height range										
Finish(es)	Shell: Shadow ZR , Seat: AireWeave Shadow 3Q12										
Dimensions	<table> <tr> <td>27"</td> <td>17"</td> <td>42.75" max</td> <td></td> <td>16" - 20.5"</td> </tr> <tr> <td>W</td> <td>D</td> <td>H</td> <td>AH</td> <td>SH</td> </tr> </table>	27"	17"	42.75" max		16" - 20.5"	W	D	H	AH	SH
27"	17"	42.75" max		16" - 20.5"							
W	D	H	AH	SH							
Lock/Keying											
Contact	Beverly Brownfield										
Phone Number	713-269-9200										
Email	Beverly_Brownfield@hermanmiller.com										
Special Instructions	Armless/ Carpet caster.										



--

Upholstery

Supplier shall be responsible for verifying the accuracy and completeness of the specified product number for the product described and shall notify the designer of any discrepancies prior to placing the product on order. Manufacturer and Supply Dealer shall certify that this product meets regulations of the jurisdiction in which the project is located and includes required stamps, certification and labeling.

☐ Seaming Diagram
 ☐ Strike-Off
 ☒ Finish Sample
 ☒ Cutting
 ☐ Shop Dwgs
 ☐ Prototype
 ☐ Flame Certificate

- Manufacturer to submit sample of C.O.M. for designer's written approval prior to purchasing and fabrication of total quantity.
- All finish samples must be submitted to Gensler for approval prior to fabrication, including fabric, metal, stone and wood samples.
- Shop drawings, manufacturer data sheet, or prototype must be submitted to Gensler for approval prior to fabrication.
- Quantities listed do not include any overage or attic stock. Purchasing agent shall verify quantities prior to purchasing. Client and/or the Purchasing Agent are solely responsible for all quantities.
- Manufacturer representative listed to review product description and product number and notify Designer of any error or conflict in specification as indicated.
- All images, photographs, renderings of specified items contained in this specification package are for general design intent and reference only.
- Manufacturer to provide all required hardware and instructions for proper installation.
- Manufacturer to provide with heavy duty cleats for wall hung security mount to wall. Confirm with Contractor that required blocking is installed properly.

CH-04C-AA

To Be Installed in the Following Locations:

Total 10 Each

Room #	Qty	Unit	Room Name
220	1	Each	Reception
220C	1	Each	Director Office
220H	5	Each	Staff Group Office
220G	1	Each	Staff Office
220F	1	Each	Staff Office
220E	1	Each	Staff Office

Distribution

Prepared by Stacy Reed, IIDA, LEED AP ID+C

Gensler

A black ergonomic office chair with a mesh backrest, adjustable armrests, and a five-star base with casters. The chair is shown from a three-quarter front view, highlighting its modern design and adjustable features.

Upholstery

☐ Seaming Diagram ☐ Strike-Off **X** Finish Sample **X** Cutting ☐ Shop Dwgs ☐ Prototype ☐ Flame Certificate

- Manufacturer to submit sample of C.O.M. for designer's written approval prior to purchasing and fabrication of total quantity.
- All finish samples must be submitted to Gensler for approval prior to fabrication, including fabric, metal, stone and wood samples.
- Shop drawings, manufacturer data sheet, or prototype must be submitted to Gensler for approval prior to fabrication.
- Quantities listed do not include any overage or attic stock. Purchasing agent shall verify quantities prior to purchasing. Client and/or the Purchasing Agent are solely responsible for all quantities.
- Manufacturer representative listed to review product description and product number and notify Designer of any error or conflict in specification as indicated.
- All images, photographs, renderings of specified items contained in this specification package are for general design intent and reference only.
- Manufacturer to provide all required hardware and instructions for proper installation.
- Manufacturer to provide with heavy duty cleats for wall hung security mount to wall. Confirm with Contractor that required blocking is installed properly.

CH-04C-B***To Be Installed in the Following Locations:*****Total 283 Each**

Room #	Qty	Unit	Room Name
302A	1	Each	Staff office
302C	1	Each	Staff office
302D	1	Each	Staff office
302E	1	Each	Staff office
302F	1	Each	Staff office
302G	1	Each	Staff office
302H	1	Each	Staff office
302J	1	Each	Staff office
302K	1	Each	Director Office
302L	1	Each	Staff office
302M	1	Each	Staff office
302N	1	Each	Staff office
302P	1	Each	Staff office
302Q	1	Each	Staff office
302R	1	Each	Staff office
304	1	Each	Reception
304B	1	Each	Director Office
304C	1	Each	Staff office
304D	1	Each	Staff office
304E	1	Each	Staff office
304F	1	Each	Staff office
304G	1	Each	Staff office
304H	1	Each	Staff office
304Q	1	Each	Staff office
304P	1	Each	Staff office
304M	1	Each	Staff office
304N	1	Each	Staff office
304K	1	Each	Staff office
314	4	Each	Telecon Services
314A	1	Each	Sound Booth
412	53	Each	Classroom
416	54	Each	Classroom
414	55	Each	Classroom
402A	2	Each	Clinical office
402B	2	Each	Clinical office
402C	1	Each	Clinical office
402D	2	Each	Clinical office
402E	1	Each	Clinical office
402F	2	Each	Clinical office
402G	1	Each	Clinical office
402H	1	Each	Clinical office
402J	2	Each	Clinical office
402K	2	Each	Clinical office
402M	2	Each	Clinical office
402N	2	Each	Clinical office
402P	2	Each	Clinical office
402L	2	Each	Clinical office
404	2	Each	Clinical office
406	2	Each	Clinical office
424R	1	Each	Director Office
424D	1	Each	Director Office
424Y	1	Each	Staff office
424A	1	Each	Staff office
424B	1	Each	Staff office
424C	1	Each	Staff office
424E	1	Each	Staff office
424F	1	Each	Staff office

424G	1	Each	Staff office
424H	1	Each	Staff office

CH-04C-B continued
To Be Installed in the Following Locations:

Room #	Qty	Unit	Room Name
424J	1	Each	Staff office
424K	1	Each	Staff office
424L	1	Each	Staff office
424M	1	Each	Staff office
424N	1	Each	Staff office
424P	1	Each	Staff office
424T	2	Each	
424U	2	Each	Staff office
503	1	Each	Student Org office
505	1	Each	Student Org office
513	1	Each	Student Org office
515	1	Each	Student Org office
517	1	Each	Student Org office
519	1	Each	Student Org office
523	1	Each	Student Org office
525	1	Each	Student Org office
527	1	Each	Student Org office
529	1	Each	Student Org office
537	1	Each	Student Org office
539	1	Each	Student Org office
512B	1	Each	Student Org office
512C	1	Each	Student Org office
512D	1	Each	Student Org office
512E	1	Each	Student Org office
512F	1	Each	Student Org office
512G	1	Each	Student Org office
512H	1	Each	Student Org office
512J	1	Each	Student Org office
512K	1	Each	Student Org office
512L	1	Each	Student Org office
512M	1	Each	Student Org office
512N	1	Each	Student Org office
512P	1	Each	Student Org office
512Q	1	Each	Student Org office
514	1	Each	Student Org office
516	1	Each	Student Org office
518	1	Each	Student Org office
520	1	Each	Student Org office
526A	1	Each	Staff office
526B	1	Each	Staff office
528	1	Each	Director office
528A	1	Each	Staff office
528B	1	Each	Staff office
528C	1	Each	Staff office
528D	1	Each	Staff office
528E	1	Each	Staff office
528F	1	Each	Staff office
536	1	Each	Reception

Distribution
Prepared by Stacy Reed, IIDA, LEED AP ID+C

Furniture Schedule

Gensler

Project Name	UH Classroom and Business Building	Issue Date	10-21-11
Project Location	Houston, Texas	Revision Date	
Project Number	02.7044.101	File	5FD
Item	Guest Chair	This is page	1 of 1

Furniture					
Item Code	CH-05-A		Manufacturer Leland		
Product No.	M2SU-M				
Description	M2 chair with upholstered seat, wood back and four legs.				
Finish(es)	Maple Shell Veneer: natural Maple (11) Frame:Chrome				
Dimensions	22"	21.5"	32.25"		18.5"
	W	D	H	AH	SH
Lock/Keying					
Contact	Mike Denney				
Phone Number	713-871-9009				
Email	mike@mdiresources.com				
Special Instructions					



Upholstery	
Manufacturer	Momentum
Name	X-factor
Fabric Type	Seating Upholstery
Product No.	
Color	Sangria
Width	57 inches
Content	100% Eco Intelligent Polyester
Fabric Repeat	6-3/4" L, 7"W
Contact	Stephen Brauer
Phone No.	832.326.6793
Special Instructions	



Supplier shall be responsible for verifying the accuracy and completeness of the specified product number for the product described and shall notify the designer of any discrepancies prior to placing the product on order. Manufacturer and Supply Dealer shall certify that this product meets regulations of the jurisdiction in which the project is located and includes required stamps, certification and labeling.

☐ Seaming Diagram
 ☐ Strike-Off
 ☒ Finish Sample
 ☒ Cutting
 ☐ Shop Dwgs
 ☐ Prototype
 ☐ Flame Certificate

- Manufacturer to submit sample of C.O.M. for designer's written approval prior to purchasing and fabrication of total quantity.
- All finish samples must be submitted to Gensler for approval prior to fabrication, including fabric, metal, stone and wood samples.
- Shop drawings, manufacturer data sheet, or prototype must be submitted to Gensler for approval prior to fabrication.
- Quantities listed do not include any overage or attic stock. Purchasing agent shall verify quantities prior to purchasing.
Client and/or the Purchasing Agent are solely responsible for all quantities.
- Manufacturer representative listed to review product description and product number and notify Designer of any error or conflict in specification as indicated.
- All images, photographs, renderings of specified items contained in this specification package are for general design intent and reference only.
- Manufacturer to provide all required hardware and instructions for proper installation.
- Manufacturer to provide with heavy duty cleats for wall hung security mount to wall. Confirm with Contractor that required blocking is installed properly.

CH-05-A***To Be Installed in the Following Locations:*****Total 39 Each**

Room #	Qty	Unit	Room Name
202	1	Each	Classroom
204A	1	Each	Office
204B	2	Each	Office
204C	2	Each	Office
204D	2	Each	Office
204E	2	Each	Office
206	1	Each	
208	2	Each	Office
210	2	Each	Office
215	2	Each	Office
217	2	Each	Office
223	2	Each	Office
225	2	Each	Office
220E	2	Each	Office
220F	2	Each	Office
220G	2	Each	Office
220B	2	Each	Office
220C	2	Each	Office
220D	2	Each	Office
220C	4	Each	Office

Distribution**Prepared by** Stacy Reed, IIDA, LEED AP ID+C

Furniture Schedule


Gensler

Project Name	UH Classroom and Business Building	Issue Date	10-21-11
Project Location	Houston, Texas	Revision Date	
Project Number	02.7044.101	File	5FD
Item	Guest Chair	This is page	1 of 1

Furniture											
Item Code	CH-05-B Manufacturer Leland										
Product No.	M2SU-W										
Description	M2 chair with upholstered seat, wood back and four legs.										
Finish(es)	Walnut Shell Veneer: TBD Frame: Chrome										
Dimensions	<table> <tr> <td>22"</td> <td>21.5"</td> <td>32.25"</td> <td></td> <td>18.5"</td> </tr> <tr> <td>W</td> <td>D</td> <td>H</td> <td>AH</td> <td>SH</td> </tr> </table>	22"	21.5"	32.25"		18.5"	W	D	H	AH	SH
22"	21.5"	32.25"		18.5"							
W	D	H	AH	SH							
Lock/Keying											
Contact	Mike Denney										
Phone Number	713-871-9009										
Email	mike@mdiresources.com										
Special Instructions											



Upholstery	
Manufacturer	Brentano
Name	Kinetic
Fabric Type	Upholstery
Product No.	8707-03
Color	Atom
Width	54 inches
Content	100% Post- Consumer Recycled Polyester
Fabric Repeat	approx 4-1/4" vertical, 2-3/4" horizontal
Contact	Jackie Connally
Phone No.	281.682.9882
Special Instructions	



Supplier shall be responsible for verifying the accuracy and completeness of the specified product number for the product described and shall notify the designer of any discrepancies prior to placing the product on order. Manufacturer and Supply Dealer shall certify that this product meets regulations of the jurisdiction in which the project is located and includes required stamps, certification and labeling.

☐ Seaming Diagram
 ☐ Strike-Off
 ☒ Finish Sample
 ☒ Cutting
 ☐ Shop Dwgs
 ☐ Prototype
 ☐ Flame Certificate

- Manufacturer to submit sample of C.O.M. for designer's written approval prior to purchasing and fabrication of total quantity.
- All finish samples must be submitted to Gensler for approval prior to fabrication, including fabric, metal, stone and wood samples.
- Shop drawings, manufacturer data sheet, or prototype must be submitted to Gensler for approval prior to fabrication.
- Quantities listed do not include any overage or attic stock. Purchasing agent shall verify quantities prior to purchasing. Client and/or the Purchasing Agent are solely responsible for all quantities.
- Manufacturer representative listed to review product description and product number and notify Designer of any error or conflict in specification as indicated.
- All images, photographs, renderings of specified items contained in this specification package are for general design intent and reference only.
- Manufacturer to provide all required hardware and instructions for proper installation.
- Manufacturer to provide with heavy duty cleats for wall hung security mount to wall. Confirm with Contractor that required blocking is installed properly.

Room #	Qty	Unit	Room Name
302A	2	Each	Staff office
302C	2	Each	Staff office
302D	2	Each	Staff office
302E	2	Each	Staff office
302F	2	Each	Staff office
302G	2	Each	Staff office
302H	2	Each	Staff office
302J	2	Each	Staff office
302L	2	Each	Staff office
302M	2	Each	Staff office
302N	2	Each	Staff office
302P	2	Each	Staff office
302Q	2	Each	Staff office
302R	2	Each	Staff office
302K	2	Each	Director office
304C	2	Each	Staff office
304D	2	Each	Staff office
304E	2	Each	Staff office
304F	2	Each	Staff office
304G	2	Each	Staff office
304H	2	Each	Staff office
304K	2	Each	Staff office
304M	2	Each	Staff office
304N	2	Each	Staff office
304P	2	Each	Staff office
304Q	2	Each	Staff office
304B	4	Each	Director office
424R	4	Each	Director office
424D	4	Each	Director office
424Q	2	Each	Staff office
424P	2	Each	Staff office
424N	2	Each	Staff office
424M	2	Each	Staff office
424L	2	Each	Staff office
424K	2	Each	Staff office
424J	2	Each	Staff office
424H	2	Each	Staff office
424G	2	Each	Staff office
424F	2	Each	Staff office
424E	2	Each	Staff office
424C	2	Each	Staff office
424B	2	Each	Staff office
424A	2	Each	Staff office
424Y	2	Each	Staff office
424U	2	Each	Staff office
528	6	Each	Director office
528A	2	Each	Staff office
528B	2	Each	Staff office
528C	2	Each	Staff office
528D	2	Each	Staff office
528E	2	Each	Staff office
528F	2	Each	Staff office
526A	2	Each	Staff office
526B	2	Each	Staff office

Furniture Schedule


Gensler

Project Name	UH Classroom and Business Building	Issue Date	10-21-11
Project Location	Houston, Texas	Revision Date	
Project Number	02.7044.101	File	5FD
Item	Guest Chair	This is page	1 of 1

Furniture											
Item Code	CH-05-C Manufacturer Leland										
Product No.	M2SU-W										
Description	M2 chair with upholstered seat, wood back and four legs.										
Finish(es)	Walnut Shell Veneer: TBD Frame: Chrome										
Dimensions	<table> <tr> <td>22"</td> <td>21.5"</td> <td>32.25"</td> <td></td> <td>18.5"</td> </tr> <tr> <td>W</td> <td>D</td> <td>H</td> <td>AH</td> <td>SH</td> </tr> </table>	22"	21.5"	32.25"		18.5"	W	D	H	AH	SH
22"	21.5"	32.25"		18.5"							
W	D	H	AH	SH							
Lock/Keying											
Contact	Mike Denney										
Phone Number	713-871-9009										
Email	mike@mdiresources.com										
Special Instructions											



Upholstery	
Manufacturer	Carnegie
Name	Bangle
Fabric Type	Upholstery
Product No.	6026
Color	30
Width	54 inches
Content	65% Polyester, 30% Acrylic, 5% Cotton
Fabric Repeat	8-3/4" length
Contact	Bob Sanford
Phone No.	713.524.1860
Special Instructions	



Supplier shall be responsible for verifying the accuracy and completeness of the specified product number for the product described and shall notify the designer of any discrepancies prior to placing the product on order. Manufacturer and Supply Dealer shall certify that this product meets regulations of the jurisdiction in which the project is located and includes required stamps, certification and labeling.

☐ Seaming Diagram
 ☐ Strike-Off
 ☒ Finish Sample
 ☒ Cutting
 ☐ Shop Dwgs
 ☐ Prototype
 ☐ Flame Certificate

- Manufacturer to submit sample of C.O.M. for designer's written approval prior to purchasing and fabrication of total quantity.
- All finish samples must be submitted to Gensler for approval prior to fabrication, including fabric, metal, stone and wood samples.
- Shop drawings, manufacturer data sheet, or prototype must be submitted to Gensler for approval prior to fabrication.
- Quantities listed do not include any overage or attic stock. Purchasing agent shall verify quantities prior to purchasing. Client and/or the Purchasing Agent are solely responsible for all quantities.
- Manufacturer representative listed to review product description and product number and notify Designer of any error or conflict in specification as indicated.
- All images, photographs, renderings of specified items contained in this specification package are for general design intent and reference only.
- Manufacturer to provide all required hardware and instructions for proper installation.
- Manufacturer to provide with heavy duty cleats for wall hung security mount to wall. Confirm with Contractor that required blocking is installed properly.

Room #	Qty	Unit	Room Name
402A	1	Each	Clinical office
402B	1	Each	Clinical office
402D	1	Each	Clinical office
402E	1	Each	Clinical office
402F	1	Each	Clinical office
402G	1	Each	Clinical office
402J	1	Each	Clinical office
402K	1	Each	Clinical office
402M	1	Each	Clinical office
402N	1	Each	Clinical office
402P	1	Each	Clinical office
402L	1	Each	Clinical office
404	1	Each	Clinical office
406	1	Each	Clinical office
402H	4	Each	Clinical office
402C	4	Each	Clinical office
503	2	Each	Student Org Office
505	2	Each	Student Org Office
513	2	Each	Student Org Office
515	2	Each	Student Org Office
517	2	Each	
519	2	Each	Student Org Office
523	2	Each	Student Org Office
525	2	Each	Student Org Office
527	2	Each	Student Org Office
529	2	Each	Student Org Office
537	2	Each	Student Org Office
539	2	Each	Student Org Office
512C	4	Each	Student Org Office
512D	2	Each	Student Org Office
512E	2	Each	Student Org Office
512F	2	Each	Student Org Office
512G	2	Each	Student Org Office
512H	2	Each	Student Org Office
512J	2	Each	Student Org Office
512K	2	Each	Student Org Office
512L	2	Each	Student Org Office
512M	2	Each	Student Org Office
512N	2	Each	Student Org Office
512P	2	Each	Student Org Office
512Q	2	Each	Student Org Office
512B	2	Each	Student Org Office
514	2	Each	Student Org Office
516	2	Each	Student Org Office
518	2	Each	Student Org Office
520	2	Each	Student Org Office

Furniture Schedule


Gensler

Project Name	UH Classroom and Business Building	Issue Date	10-21-11
Project Location	Houston, Texas	Revision Date	
Project Number	02.7044.101	File	5FD
Item	Guest Chair	This is page	1 of 1

Furniture											
Item Code	CH-05-D Manufacturer Leland										
Product No.	M2SU-W										
Description	M2 chair with upholstered seat, wood back and four legs.										
Finish(es)	Back: Walnut Shell Veneer: TBD Frame: Chrome										
Dimensions	<table> <tr> <td>22"</td> <td>21.5"</td> <td>32.25"</td> <td></td> <td>18.5"</td> </tr> <tr> <td>W</td> <td>D</td> <td>H</td> <td>AH</td> <td>SH</td> </tr> </table>	22"	21.5"	32.25"		18.5"	W	D	H	AH	SH
22"	21.5"	32.25"		18.5"							
W	D	H	AH	SH							
Lock/Keying											
Contact	Mike Denney										
Phone Number	713-871-9009										
Email	mike@mdiresources.com										
Special Instructions											



Upholstery	
Manufacturer	Maharam
Name	Offset
Fabric Type	Upholstery
Product No.	465951
Color	002 Fieldstone
Width	54 inches
Content	40% Cotton, 36"nylon, 24% Wool
Fabric Repeat	8"V, 9-1/8" H
Contact	Patricia Fairfield
Phone No.	214.281.3160
Special Instructions	



Supplier shall be responsible for verifying the accuracy and completeness of the specified product number for the product described and shall notify the designer of any discrepancies prior to placing the product on order. Manufacturer and Supply Dealer shall certify that this product meets regulations of the jurisdiction in which the project is located and includes required stamps, certification and labeling.

☐ Seaming Diagram
 ☐ Strike-Off
 ☒ Finish Sample
 ☒ Cutting
 ☐ Shop Dwgs
 ☐ Prototype
 ☐ Flame Certificate

- Manufacturer to submit sample of C.O.M. for designer's written approval prior to purchasing and fabrication of total quantity.
- All finish samples must be submitted to Gensler for approval prior to fabrication, including fabric, metal, stone and wood samples.
- Shop drawings, manufacturer data sheet, or prototype must be submitted to Gensler for approval prior to fabrication.
- Quantities listed do not include any overage or attic stock. Purchasing agent shall verify quantities prior to purchasing.
Client and/or the Purchasing Agent are solely responsible for all quantities.
- Manufacturer representative listed to review product description and product number and notify Designer of any error or conflict in specification as indicated.
- All images, photographs, renderings of specified items contained in this specification package are for general design intent and reference only.
- Manufacturer to provide all required hardware and instructions for proper installation.
- Manufacturer to provide with heavy duty cleats for wall hung security mount to wall. Confirm with Contractor that required blocking is installed properly.

CH-05-D

To Be Installed in the Following Locations:

Total 30 Each

Room #	Qty	Unit	Room Name
502	10	Each	Seminar room
506	10	Each	Seminar room
508	10	Each	Seminar room

Distribution

Prepared by Stacy Reed, IIDA, LEED AP ID+C

Furniture Schedule

Gensler

Project Name	UH Classroom and Business Building	Issue Date	10-21-11
Project Location	Houston, Texas	Revision Date	
Project Number	02.7044.101	File	5FD
Item	Breakroom Chair	This is page	1 of 1

Furniture					
Item Code	CH-07-A	Manufacturer Global			
Product No.	2671-4				
Description	Accord medium back arm chair with back tilt. Cast aluminum mirror finish accent arms and base.				
Finish(es)	Arm: Cast Aluminum with Black Urethane Arm Caps Base: Cast Aluminum				
Dimensions	25" W	25" D	37" H	AH	16.5" -20.5" SH
Lock/Keying					
Contact	Linda Snow				
Phone Number	281.610.4086				
Email	lsnow@globaltotaloffice.com				
Special Instructions					



Upholstery					
Manufacturer	Bernhardt				
Name	Brisa				
Fabric Type	Upholstery				
Product No.	3802-220				
Color	Desert Clay				
Width	54 inches				
Content	100% Polyurethane surface with 100% reinforced rayon backing				
Fabric Repeat					
Contact	Sally Rice				
Phone Number	713.666.8585				
Special Instructions					

Upholstery

Supplier shall be responsible for verifying the accuracy and completeness of the specified product number for the product described and shall notify the designer of any discrepancies prior to placing the product on order. Manufacturer and Supply Dealer shall certify that this product meets regulations of the jurisdiction in which the project is located and includes required stamps, certification and labeling.

☐ Seaming Diagram
 ☐ Strike-Off
 ☒ Finish Sample
 ☒ Cutting
 ☐ Shop Dwgs
 ☐ Prototype
 ☐ Flame Certificate

- Manufacturer to submit sample of C.O.M. for designer's written approval prior to purchasing and fabrication of total quantity.
- All finish samples must be submitted to Gensler for approval prior to fabrication, including fabric, metal, stone and wood samples.
- Shop drawings, manufacturer data sheet, or prototype must be submitted to Gensler for approval prior to fabrication.
- Quantities listed do not include any overage or attic stock. Purchasing agent shall verify quantities prior to purchasing. Client and/or the Purchasing Agent are solely responsible for all quantities.
- Manufacturer representative listed to review product description and product number and notify Designer of any error or conflict in specification as indicated.
- All images, photographs, renderings of specified items contained in this specification package are for general design intent and reference only.
- Manufacturer to provide all required hardware and instructions for proper installation.
- Manufacturer to provide with heavy duty cleats for wall hung security mount to wall. Confirm with Contractor that required blocking is installed properly.

CH-07-A

To Be Installed in the Following Locations:

Total 66 Each

Room #	Qty	Unit	Room Name
304J	12	Each	Conference room
330A	14	Each	Conference room
316	14	Each	Teleconference room
424S	14	Each	Conference room
530	12	Each	Conference room

Distribution

Prepared by Stacy Reed, IIDA, LEED AP ID+C

Furniture Schedule

Gensler

Project Name	UH Classroom and Business Building	Issue Date	10-21-11
Project Location	Houston, Texas	Revision Date	
Project Number	02.7044.101	File	5FD
Item	Breakroom Chair	This is page	1 of 1

Furniture											
Item Code	CH-07-B Manufacturer Global										
Product No.	2671-4										
Description	Accord medium back arm chair with back tilt. Cast aluminum mirror finish accent arms and base.										
Finish(es)	Arm: Cast Aluminum with Black Urethane Arm Caps Base: Cast Aluminum										
Dimensions	<table> <tr> <td>25"</td> <td>25"</td> <td>37"</td> <td></td> <td>16.5" -20.5"</td> </tr> <tr> <td>W</td> <td>D</td> <td>H</td> <td>AH</td> <td>SH</td> </tr> </table>	25"	25"	37"		16.5" -20.5"	W	D	H	AH	SH
25"	25"	37"		16.5" -20.5"							
W	D	H	AH	SH							
Lock/Keying											
Contact	Linda Snow										
Phone Number	281.610.4086										
Email	lsnow@globaltotaloffice.com										
Special Instructions											



Upholstery	
Manufacturer	Bernhardt
Name	Brisa
Fabric Type	Upholstery
Product No.	3802-111
Color	Black Only
Width	54 inches
Content	100% Polyurethane surface with 100% reinforced rayon backing
Fabric Repeat	none
Contact	Sally Rice
Phone Number	713.666.8585
Special Instructions	

Upholstery

Supplier shall be responsible for verifying the accuracy and completeness of the specified product number for the product described and shall notify the designer of any discrepancies prior to placing the product on order. Manufacturer and Supply Dealer shall certify that this product meets regulations of the jurisdiction in which the project is located and includes required stamps, certification and labeling.

☐ Seaming Diagram
 ☐ Strike-Off
 ☒ Finish Sample
 ☒ Cutting
 ☐ Shop Dwgs
 ☐ Prototype
 ☐ Flame Certificate

- Manufacturer to submit sample of C.O.M. for designer's written approval prior to purchasing and fabrication of total quantity.
- All finish samples must be submitted to Gensler for approval prior to fabrication, including fabric, metal, stone and wood samples.
- Shop drawings, manufacturer data sheet, or prototype must be submitted to Gensler for approval prior to fabrication.
- Quantities listed do not include any overage or attic stock. Purchasing agent shall verify quantities prior to purchasing. Client and/or the Purchasing Agent are solely responsible for all quantities.
- Manufacturer representative listed to review product description and product number and notify Designer of any error or conflict in specification as indicated.
- All images, photographs, renderings of specified items contained in this specification package are for general design intent and reference only.
- Manufacturer to provide all required hardware and instructions for proper installation.
- Manufacturer to provide with heavy duty cleats for wall hung security mount to wall. Confirm with Contractor that required blocking is installed properly.

CH-07-B

To Be Installed in the Following Locations:

Total 60 Each

Room #	Qty	Unit	Room Name
502	20	Each	Seminar room
506	20	Each	Seminar room
508	20	Each	Seminar room

Distribution

Prepared by Stacy Reed, IIDA, LEED AP ID+C

Furniture Schedule

Gensler

Project Name	UH Classroom and Business Building	Issue Date	10-21-11
Project Location	Houston, Texas	Revision Date	
Project Number	02.7044.101	File	5FD
Item	Classroom Chair	This is page	1 of 1

Furniture Item Code	CH-09	Manufacturer	Sit On It
Product No.	971-220		
Description	Inflex stacking poly chair with flex-back and four legs, arm less		
Finish(es)	Seat & Back: Black - SC1 Frame: Silver		
Dimensions	20" W	22" D	33" H
			AH
			SH
Lock/Keying			
Contact	Miriam Campbell		
Phone Number	512-474-1223		
Email	miriam@jmcassociates.com		
Special Instructions			



Upholstery

Supplier shall be responsible for verifying the accuracy and completeness of the specified product number for the product described and shall notify the designer of any discrepancies prior to placing the product on order. Manufacturer and Supply Dealer shall certify that this product meets regulations of the jurisdiction in which the project is located and includes required stamps, certification and labeling.

☐ Seaming Diagram
 ☐ Strike-Off
 ☒ Finish Sample
 ☐ Cutting
 ☐ Shop Dwgs
 ☐ Prototype
 ☐ Flame Certificate

- Manufacturer to submit sample of C.O.M. for designer's written approval prior to purchasing and fabrication of total quantity.
- All finish samples must be submitted to Gensler for approval prior to fabrication, including fabric, metal, stone and wood samples.
- Shop drawings, manufacturer data sheet, or prototype must be submitted to Gensler for approval prior to fabrication.
- Quantities listed do not include any overage or attic stock. Purchasing agent shall verify quantities prior to purchasing.
Client and/or the Purchasing Agent are solely responsible for all quantities.
- Manufacturer representative listed to review product description and product number and notify Designer of any error or conflict in specification as indicated.
- All images, photographs, renderings of specified items contained in this specification package are for general design intent and reference only.
- Manufacturer to provide all required hardware and instructions for proper installation.
- Manufacturer to provide with heavy duty cleats for wall hung security mount to wall. Confirm with Contractor that required blocking is installed properly.

CH-07-B

To Be Installed in the Following Locations:

Total 120 Each

Room #	Qty	Unit	Room Name
240	120	Each	Classroom

Distribution


Prepared by Stacy Reed, IIDA, LEED AP ID+C

Furniture Schedule

Gensler

Project Name	UH Classroom and Business Building	Issue Date	10-21-11
Project Location	Houston, Texas	Revision Date	
Project Number	02.7044.101	File	5FD
Item	Task Chair	This is page	1 of 1

Furniture						
Item Code	CH-10-A		Manufacturer Steelcase			
Product No.	434111					
Description	Cobi task chair with 3D upholstery back, upholstered seat, five-star caster base with fixed arms.					
Finish(es)						
Dimensions	24.75"	23.75"	34" -39"	24.25" - 29"	15.5" - 20.5"	
	W	D	H	AH	SH	
Lock/Keying						
Contact	Ashley Cleveland					
Phone Number	832-431-8198					
Email	ACLEVEL1@steelcase.com					
Special Instructions	Carpet caster.					





Upholstery	Seat	Back	Upholstery
Manufacturer	Steelcase	Steelcase	
Name	Cogent Connect	3D Knit	
Fabric Type	Seating Upholstery	Seating Upholstery	
Product No.	5S25	5093	
Color	Graphite	Nickel	
Width	66"	57 inches	
Content	Antimony free Polyester	100% Polyester	
Fabric Repeat	None	None	
Contact	Ashley Cleveland	Ashley Cleveland	
Phone Number	832-431-8198	832-431-8198	
Special Instructions			

Supplier shall be responsible for verifying the accuracy and completeness of the specified product number for the product described and shall notify the designer of any discrepancies prior to placing the product on order. Manufacturer and Supply Dealer shall certify that this product meets regulations of the jurisdiction in which the project is located and includes required stamps, certification and labeling.

☐ Seaming Diagram
 ☐ Strike-Off
 ☒ Finish Sample
 ☒ Cutting
 ☐ Shop Dwgs
 ☐ Prototype
 ☐ Flame Certificate

- Manufacturer to submit sample of C.O.M. for designer's written approval prior to purchasing and fabrication of total quantity.
- All finish samples must be submitted to Gensler for approval prior to fabrication, including fabric, metal, stone and wood samples.
- Shop drawings, manufacturer data sheet, or prototype must be submitted to Gensler for approval prior to fabrication.
- Quantities listed do not include any overage or attic stock. Purchasing agent shall verify quantities prior to purchasing.
- Client and/or the Purchasing Agent are solely responsible for all quantities.
- Manufacturer representative listed to review product description and product number and notify Designer of any error or conflict in specification as indicated.
- All images, photographs, renderings of specified items contained in this specification package are for general design intent and reference only.
- Manufacturer to provide all required hardware and instructions for proper installation.
- Manufacturer to provide with heavy duty cleats for wall hung security mount to wall. Confirm with Contractor that required blocking is installed properly.

CH-01-A***To Be Installed in the Following Locations:*****Total 13 Each**

Room #	Qty	Unit	Room Name
104	1	Each	Classroom
106	1	Each	Classroom
108	1	Each	Classroom
110	1	Each	Classroom
118	1	Each	Classroom
120	1	Each	Classroom
122	1	Each	Classroom
124	1	Each	Classroom
126	1	Each	Classroom
214	1	Each	Classroom
226	1	Each	Classroom
228	1	Each	Classroom
230	1	Each	Classroom

Distribution

Prepared by Stacy Reed, IIDA, LEED AP ID+C

Furniture Schedule

Gensler

Project Name	UH Classroom and Business Building	Issue Date	10-21-11
Project Location	Houston, Texas	Revision Date	
Project Number	02.7044.101	File	5FD
Item	Task Chair	This is page	1 of 1

Furniture					
Item Code	CH-10-B		Manufacturer Steelcase		
Product No.	434111				
Description	Cobi task chair with 3D upholstery back, upholstered seat, five-star caster base with fixed arms.				
Finish(es)					
Dimensions	24.75"	23.75"	34" -39"	24.25" - 29"	15.5" - 20.5"
	W	D	H	AH	SH
Lock/Keying					
Contact	Ashley Cleveland				
Phone Number	832-431-8198				
Email	ACLEVEL1@steelcase.com				
Special Instructions	Carpet caster.				



Upholstery	Seat	Back
Manufacturer	Steelcase	Steelcase
Name	Cogent Connect	3D Knit
Fabric Type	Seating Upholstery	Seating Upholstery
Product No.	5S96	5066
Color	Quicksilver	Malt
Width	66"	57 inches
Content	Antimony free Polyester	100% Polyester
Fabric Repeat	None	None
Contact	Ashley Cleveland	Ashley Cleveland
Phone Number	832-431-8198	832-431-8198
Special Instructions		

Upholstery

Supplier shall be responsible for verifying the accuracy and completeness of the specified product number for the product described and shall notify the designer of any discrepancies prior to placing the product on order. Manufacturer and Supply Dealer shall certify that this product meets regulations of the jurisdiction in which the project is located and includes required stamps, certification and labeling.

☐ Seaming Diagram
 ☐ Strike-Off
 ☒ Finish Sample
 ☒ Cutting
 ☐ Shop Dwgs
 ☐ Prototype
 ☐ Flame Certificate

- Manufacturer to submit sample of C.O.M. for designer's written approval prior to purchasing and fabrication of total quantity.
- All finish samples must be submitted to Gensler for approval prior to fabrication, including fabric, metal, stone and wood samples.
- Shop drawings, manufacturer data sheet, or prototype must be submitted to Gensler for approval prior to fabrication.
- Quantities listed do not include any overage or attic stock. Purchasing agent shall verify quantities prior to purchasing.
- Client and/or the Purchasing Agent are solely responsible for all quantities.
- Manufacturer representative listed to review product description and product number and notify Designer of any error or conflict in specification as indicated.
- All images, photographs, renderings of specified items contained in this specification package are for general design intent and reference only.
- Manufacturer to provide all required hardware and instructions for proper installation.
- Manufacturer to provide with heavy duty cleats for wall hung security mount to wall. Confirm with Contractor that required blocking is installed properly.

CH-01-B***To Be Installed in the Following Locations:*****Total 10 Each**

Room #	Qty	Unit	Room Name
328	1	Each	Meeting Rm
310	1	Each	Teleclassroom
410	1	Each	Classroom
412	1	Each	Classroom
414	1	Each	Classroom
416	1	Each	Classroom
510	1	Each	Classroom
522	1	Each	Classroom
524	1	Each	Classroom
538	1	Each	Classroom

Distribution

Prepared by Stacy Reed, IIDA, LEED AP ID+C

Project Name	UH Classroom and Business Building	Issue Date	10-21-11
Project Location	Houston, Texas	Revision Date	
Project Number	02.7044.101	File	5FD
Item	Credenza	This is page	1 of 2

Furniture					
Item Code	CR-01		Manufacturer Haworth		
Product No.	GACB-2072-LJSNAG4				
Description	Planes laminate credenza with four locking doors and two internal shelves. Six metal legs at base.				
Finish(es)	Top: Wilsonart 7943K-07 Colombian Walnut Base: Wilsonart 7943K-07 Colombian Walnut Lock: Chrome LR-BP				
Dimensions	72"	20"	29"		
	W	D	H	AH	SH
Lock/Keying					
Contact	Amy Richardson				
Phone Number	713-332-2081				
Email	amy.ritchmond@haworth.com				
Special Instructions					



Upholstery					
Manufacturer					
Name					
Fabric Type					
Product No.					
Color					
Width					
Content					
Fabric Repeat					
Contact					
Phone Number					
Special Instructions					

Upholstery

Supplier shall be responsible for verifying the accuracy and completeness of the specified product number for the product described and shall notify the designer of any discrepancies prior to placing the product on order. Manufacturer and Supply Dealer shall certify that this product meets regulations of the jurisdiction in which the project is located and includes required stamps, certification and labeling.

☐ Seaming Diagram
 ☐ Strike-Off
 ☐ Finish Sample
 ☐ Cutting
 ☐ Shop Dwgs
 ☐ Prototype
 ☐ Flame Certificate

- Manufacturer to submit sample of C.O.M. for designer's written approval prior to purchasing and fabrication of total quantity.
- All finish samples must be submitted to Gensler for approval prior to fabrication, including fabric, metal, stone and wood samples.
- Shop drawings, manufacturer data sheet, or prototype must be submitted to Gensler for approval prior to fabrication.
- Quantities listed do not include any overage or attic stock. Purchasing agent shall verify quantities prior to purchasing. Client and/or the Purchasing Agent are solely responsible for all quantities.
- Manufacturer representative listed to review product description and product number and notify Designer of any error or conflict in specification as indicated.
- All images, photographs, renderings of specified items contained in this specification package are for general design intent and reference only.
- Manufacturer to provide all required hardware and instructions for proper installation.
- Manufacturer to provide with heavy duty cleats for wall hung security mount to wall. Confirm with Contractor that required blocking is installed properly.

Room #	Qty	Unit	Room Name
502	2	Each	Seminar Room
506	2	Each	Seminar Room
508	2	Each	Seminar Room

Furniture Schedule

Gensler

Project Name	UH Classroom and Business Building	Issue Date	10-21-11
Project Location	Houston, Texas	Revision Date	
Project Number	02.7044.101	File	5FD
Item	Credenza	This is page	1 of 2

Furniture											
Item Code	CR-01-P Manufacturer Haworth										
Product No.	GACB-2072-LJSNAG4										
Description	Planes laminate credenza with four locking doors and two internal shelves. Six metal legs at base.										
Finish(es)	Top: Formica 858-58 Pumice Base: Formica 858-58 Pumice Lock: Chrome LR-BP										
Dimensions	<table border="0"> <tr> <td>72"</td> <td>20"</td> <td>29"</td> <td></td> <td></td> </tr> <tr> <td>W</td> <td>D</td> <td>H</td> <td>AH</td> <td>SH</td> </tr> </table>	72"	20"	29"			W	D	H	AH	SH
72"	20"	29"									
W	D	H	AH	SH							
Lock/Keying											
Contact	Amy Richardson										
Phone Number	713-332-2081										
Email	amy.ritchmond@haworth.com										
Special Instructions											



Upholstery
Manufacturer
Name
Fabric Type
Product No.
Color
Width
Content
Fabric Repeat
Contact
Phone Number
Special Instructions

Upholstery

Supplier shall be responsible for verifying the accuracy and completeness of the specified product number for the product described and shall notify the designer of any discrepancies prior to placing the product on order. Manufacturer and Supply Dealer shall certify that this product meets regulations of the jurisdiction in which the project is located and includes required stamps, certification and labeling.

☐ Seaming Diagram
 ☐ Strike-Off
 ☐ Finish Sample
 ☐ Cutting
 ☐ Shop Dwgs
 ☐ Prototype
 ☐ Flame Certificate

- Manufacturer to submit sample of C.O.M. for designer's written approval prior to purchasing and fabrication of total quantity.
- All finish samples must be submitted to Gensler for approval prior to fabrication, including fabric, metal, stone and wood samples.
- Shop drawings, manufacturer data sheet, or prototype must be submitted to Gensler for approval prior to fabrication.
- Quantities listed do not include any overage or attic stock. Purchasing agent shall verify quantities prior to purchasing.
Client and/or the Purchasing Agent are solely responsible for all quantities.
- Manufacturer representative listed to review product description and product number and notify Designer of any error or conflict in specification as indicated.
- All images, photographs, renderings of specified items contained in this specification package are for general design intent and reference only.
- Manufacturer to provide all required hardware and instructions for proper installation.
- Manufacturer to provide with heavy duty cleats for wall hung security mount to wall. Confirm with Contractor that required blocking is installed properly.

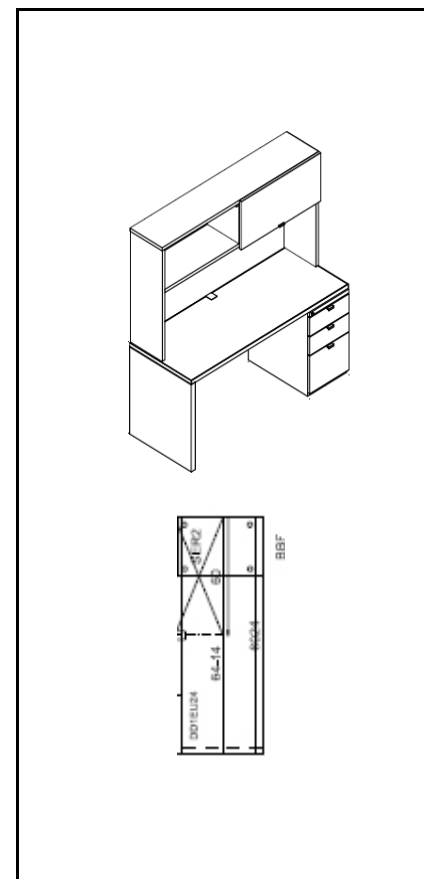
Room #	Qty	Unit	Room Name
330A	1	Each	Conference

Furniture Schedule


Gensler

Project Name	UH Classroom and Business Building	Issue Date	10-21-11
Project Location	Houston, Texas	Revision Date	
Project Number	02.7044.101	File	5FD
Item	Bauer Support Staff Desk	This is page	1 of 2

Furniture	
Item Code	D-01 Knoll Manufacturer Knoll
Product No.	
Description	Dividends desk consisting of the following components: 60" W x 30" D laminate worksurface with square pvc edge, grommet, panel-style end panel on left and box, box, file support on right. One 60" W hutch-style overhead unit with locking sliding door, task light and tackpanel below.
Finish(es)	Top: Soft Grey 117 Edge: Soft Grey End Panel: Soft Grey Cases: Soft Grey 117
Dimensions	see above W D H AH SH
Lock/Keying	
Contact	Susan Quarles
Phone Number	281-216-8227
Email	Susan_Quarles@knoll.com
Special Instructions	



Upholstery	
Manufacturer	Knoll
Name	Amplify
Fabric Type	Panel
Product No.	W1215
Color	4 Trona
Width	66"
Content	100% Recycled Polyester
Fabric Repeat	H: 0.25 Inches V: 0.25 Inches
Contact	Kathryn Boehme
Phone Number	800-627-2018
Email	kboehme@knoll.com
Special Instructions	



Supplier shall be responsible for verifying the accuracy and completeness of the specified product number for the product described and shall notify the designer of any discrepancies prior to placing the product on order. Manufacturer and Supply Dealer shall certify that this product meets regulations of the jurisdiction in which the project is located and includes required stamps, certification and labeling.

☐ Seaming Diagram
 ☐ Strike-Off
 ☐ Finish Sample
 ☐ Cutting
 ☒ Shop Dwgs
 ☐ Prototype
 ☐ Flame Certificate

- Manufacturer to submit sample of C.O.M. for designer's written approval prior to purchasing and fabrication of total quantity.
- All finish samples must be submitted to Gensler for approval prior to fabrication, including fabric, metal, stone and wood samples.
- Shop drawings, manufacturer data sheet, or prototype must be submitted to Gensler for approval prior to fabrication.
- Quantities listed do not include any overage or attic stock. Purchasing agent shall verify quantities prior to purchasing.
Client and/or the Purchasing Agent are solely responsible for all quantities.
- Manufacturer representative listed to review product description and product number and notify Designer of any error or conflict in specification as indicated.

- All images, photographs, renderings of specified items contained in this specification package are for general design intent and reference only.
- Manufacturer to provide all required hardware and instructions for proper installation.
- Manufacturer to provide with heavy duty cleats for wall hung security mount to wall. Confirm with Contractor that required blocking is installed properly.

D-01 Knoll			
<i>To Be Installed in the Following Locations:</i>			Total 2 Group

Room #	Qty	Unit	Room Name
129	2	Group	Bauer Support Staff

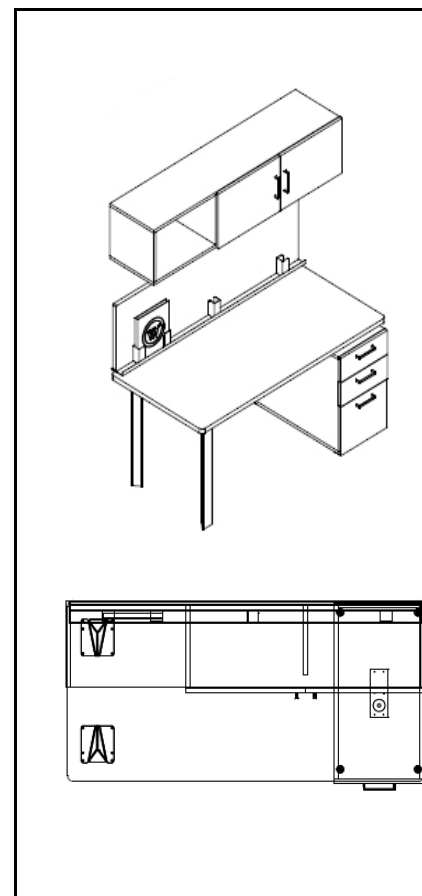
Distribution	
Prepared by	Stacy Reed, IIDA, LEED AP ID+C

Furniture Schedule


Gensler

Project Name	UH Classroom and Business Building	Issue Date	10-21-11
Project Location	Houston, Texas	Revision Date	
Project Number	02.7044.101	File	5FD
Item	Bauer Support Staff Desk	This is page	1 of 2

Furniture	
Item Code	D-01 Watson Manufacturer Watson
Product No.	
Description	M2 desk and Zo Storage consisting of the following components: 60" W x 30" D laminate worksurface with square pvc edge, grommet, metal legs and box, box, file support on right. One 60" W wall mounted overhead unit with one pair of locking doors and one open shelf, task lights and tackpanel below.
Finish(es)	Top: Steel Mesh Edge: pvc Charcoal Legs: Charcoal Faces: Charcoal Cases: Charcoal
Dimensions	see above W D H AH SH
Lock/Keying	
Contact	Miriam Campbell
Phone Number	512-474-1223
Email	miriam@jmcassociates.com
Special Instructions	



Upholstery	
Manufacturer	Watson
Name	Anchorage
Fabric Type	Panel
Product No.	2335
Color	2053 Asteroid
Width	66"
Content	100% Recycled Polyester
Fabric Repeat	none
Contact	Miriam Campbell
Phone Number	512-474-1223
Email	miriam@jmcassociates.com
Special Instructions	



Supplier shall be responsible for verifying the accuracy and completeness of the specified product number for the product described and shall notify the designer of any discrepancies prior to placing the product on order. Manufacturer and Supply Dealer shall certify that this product meets regulations of the jurisdiction in which the project is located and includes required stamps, certification and labeling.

☐ Seaming Diagram
 ☐ Strike-Off
 ☐ Finish Sample
 ☐ Cutting
 ☒ Shop Dwgs
 ☐ Prototype
 ☐ Flame Certificate

- Manufacturer to submit sample of C.O.M. for designer's written approval prior to purchasing and fabrication of total quantity.
- All finish samples must be submitted to Gensler for approval prior to fabrication, including fabric, metal, stone and wood samples.
- Shop drawings, manufacturer data sheet, or prototype must be submitted to Gensler for approval prior to fabrication.
- Quantities listed do not include any overage or attic stock. Purchasing agent shall verify quantities prior to purchasing.
Client and/or the Purchasing Agent are solely responsible for all quantities.
- Manufacturer representative listed to review product description and product number and notify Designer of any error or conflict in specification as indicated.

- All images, photographs, renderings of specified items contained in this specification package are for general design intent and reference only.
- Manufacturer to provide all required hardware and instructions for proper installation.
- Manufacturer to provide with heavy duty cleats for wall hung security mount to wall. Confirm with Contractor that required blocking is installed properly.

D-01 Watson			
<i>To Be Installed in the Following Locations:</i>			Total 2 Group

Room #	Qty	Unit	Room Name
129	2	Group	Bauer Support Staff

Distribution	
Prepared by	Stacy Reed, IIDA, LEED AP ID+C

Furniture Schedule

Gensler

Project Name	UH Classroom and Business Building	Issue Date	10-21-11
Project Location	Houston, Texas	Revision Date	
Project Number	02.7044.101	File	5FD
Item	Student Orgs Desk	This is page	1 of 2

Furniture

Item Code D-02L-G Knoll **Manufacturer** Knoll

Product No.

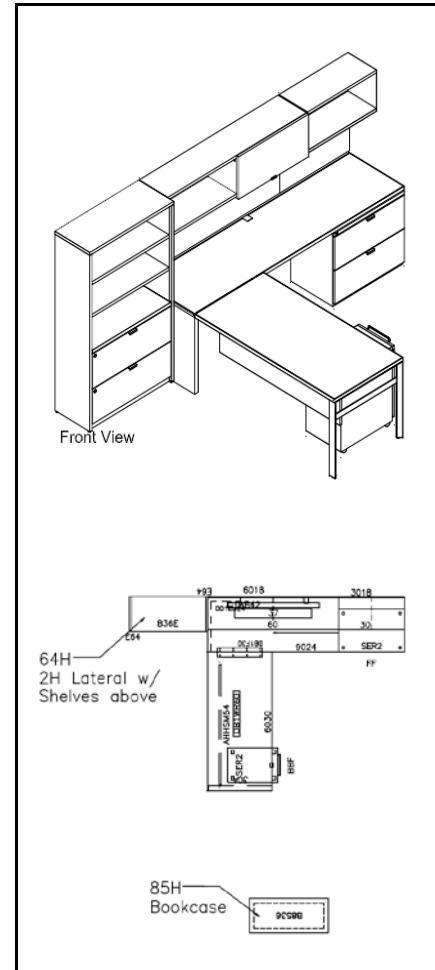
Description Dividends workstations consisting of the following components: 60" W x 30" D laminate worksurface with square pvc edge, open A-style metal leg with laminate modesty panel. 90" W x 24" D return worksurface with laminate top, square pvc edge and grommet. One 60" W and one 30" W open shelf wall attached overhead units with locking sliding door, task lights and tackpanels below. 2-high lateral file below with bookcase above storage unit, one mobile Box, Box, File pedestal and one 85" H Bookcase.

Finish(es) Top/Modesty: COL Wilsonart 4877-38 Grey Mesh
Legs: Beige Mist Metallic 611
Cases: Soft Grey 117
Faces: Soft Grey 117

Dimensions
see above
W D H AH SH

Lock/Keying

Contact Susan Quarles
Phone Number 281-216-8227
Email Susan_Quarles@knoll.com
Special Instructions



Upholstery

Manufacturer Knoll

Name Amplify

Fabric Type Panel

Product No. W1215


Color 4 Trona

Width 66"

Content 100% Recycled Polyester

Fabric Repeat H: 0.25 Inches
V: 0.25 Inches

Contact Kathryn Boehme
Phone Number 800-627-2018
Email kboehme@knoll.com
Special Instructions



Supplier shall be responsible for verifying the accuracy and completeness of the specified product number for the product described and shall notify the designer of any discrepancies prior to placing the product on order. Manufacturer and Supply Dealer shall certify that this product meets regulations of the jurisdiction in which the project is located and includes required stamps, certification and labeling.

☐ Seaming Diagram
 ☐ Strike-Off
 ☐ Finish Sample
 ☐ Cutting
 ☒ Shop Dwgs
 ☐ Prototype
 ☐ Flame Certificate

- Manufacturer to submit sample of C.O.M. for designer's written approval prior to purchasing and fabrication of total quantity.
 - All finish samples must be submitted to Gensler for approval prior to fabrication, including fabric, metal, stone and wood samples.
 - Shop drawings, manufacturer data sheet, or prototype must be submitted to Gensler for approval prior to fabrication.
 - Quantities listed do not include any overage or attic stock. Purchasing agent shall verify quantities prior to purchasing.
- Client and/or the Purchasing Agent are solely responsible for all quantities.

- Manufacturer representative listed to review product description and product number and notify Designer of any error or conflict in specification as indicated.
- All images, photographs, renderings of specified items contained in this specification package are for general design intent and reference only.
- Manufacturer to provide all required hardware and instructions for proper installation.
- Manufacturer to provide with heavy duty cleats for wall hung security mount to wall. Confirm with Contractor that required blocking is installed properly.

D-02L-G Knoll	
<i>To Be Installed in the Following Locations:</i>	Total 16 Group

Room #	Qty	Unit	Room Name
503	1	Group	Student Orgs Office
505	1	Group	Student Orgs Office
513	1	Group	Student Orgs Office
515	1	Group	Student Orgs Office
517	1	Group	Student Orgs Office
519	1	Group	Student Orgs Office
523	1	Group	Student Orgs Office
525	1	Group	Student Orgs Office
527	1	Group	Student Orgs Office
529	1	Group	Student Orgs Office
537	1	Group	Student Orgs Office
539	1	Group	Student Orgs Office
512M	1	Group	Student Orgs Office
512N	1	Group	Student Orgs Office
512P	1	Group	Student Orgs Office
512Q	1	Group	Student Orgs Office

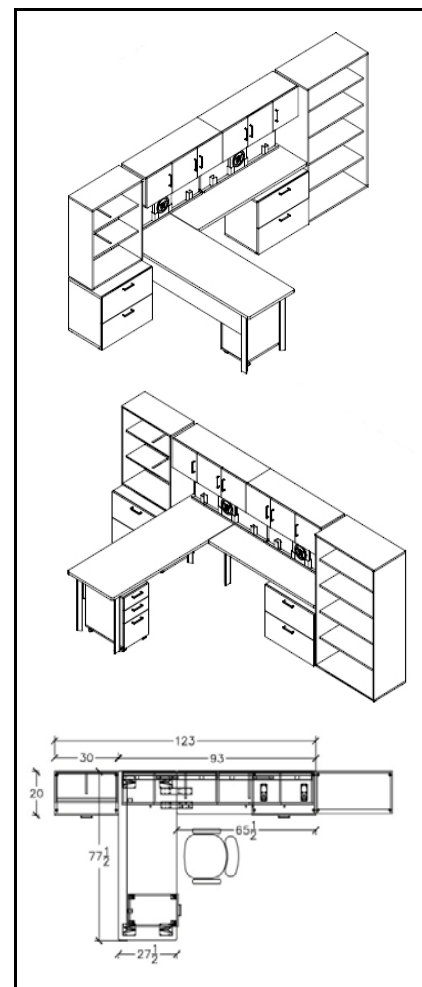
Distribution	
Prepared by	Stacy Reed, IIDA, LEED AP ID+C

Furniture Schedule


Gensler

Project Name	UH Classroom and Business Building	Issue Date	10-21-11
Project Location	Houston, Texas	Revision Date	
Project Number	02.7044.101	File	5FD
Item	Student Orgs Desk	This is page	1 of 2

Furniture					
Item Code	D-02L-G Watson	Manufacturer	Watson		
Product No.					
Description	M2 desk and Zo storage consisting of the following components: 78" W x 28" D laminate worksurface with pvc edge, metal leg with metal modesty panel. 66" W x 20" D return worksurface with laminate top, pvc edge and reveal to allow cord access. Two 45" W x 15" D x 15" H wall attached overhead units with locking doors, task lights and tackpanels below. 2-high lateral file below with bookcase above storage unit, one mobile Box, Box, File pedestal and one 66" H Bookcase.				
Finish(es)	Top: Grey Mesh Edge: PVC Jute Legs/Modesty: Dark Champagne Faces: Grey Mesh Cases: Dark Champagne				
Dimensions	see above				
	W	D	H	AH	SH
Lock/Keying					
Contact	Miriam Campbell				
Phone Number	512-474-1223				
Email	miriam@jmcassociates.com				
Special Instructions					



Upholstery		
Manufacturer	Watson	
Name	Drift	
Fabric Type	Panel	
Product No.	2539	
Color	020 Alabaster	
Width	66"	
Content	51% Post-Consumer, 49% Pre-Consumer Recycled Polyester	
Fabric Repeat	H: 14" V: 9.6"	
Contact	Miriam Campbell	
Phone Number	512-474-1223	
Email	miriam@jmcassociates.com	
Special Instructions		



Supplier shall be responsible for verifying the accuracy and completeness of the specified product number for the product described and shall notify the designer of any discrepancies prior to placing the product on order. Manufacturer and Supply Dealer shall certify that this product meets regulations of the jurisdiction in which the project is located and includes required stamps, certification and labeling.

- Manufacturer to submit sample of C.O.M. for designer's written approval prior to purchasing and fabrication of total quantity.
- All finish samples must be submitted to Gensler for approval prior to fabrication, including fabric, metal, stone and wood samples.
- Shop drawings, manufacturer data sheet, or prototype must be submitted to Gensler for approval prior to fabrication.
- Quantities listed do not include any overage or attic stock. Purchasing agent shall verify quantities prior to purchasing.
Client and/or the Purchasing Agent are solely responsible for all quantities.
- Manufacturer representative listed to review product description and product number and notify Designer of any error or conflict in specification as indicated.
- All images, photographs, renderings of specified items contained in this specification package are for general design intent and reference only.
- Manufacturer to provide all required hardware and instructions for proper installation.
- Manufacturer to provide with heavy duty cleats for wall hung security mount to wall. Confirm with Contractor that required blocking is installed properly.

D-02L-G Watson			
<i>To Be Installed in the Following Locations:</i>			Total 16 Group

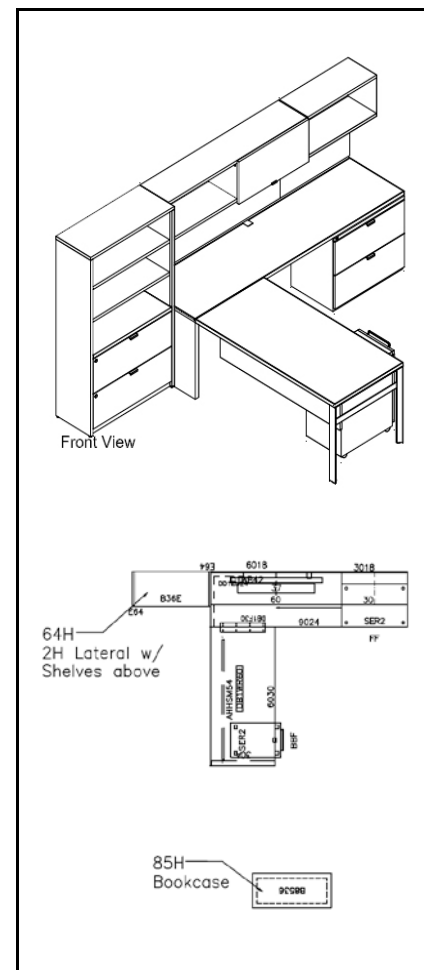
Room #	Qty	Unit	Room Name
503	1	Group	Student Orgs Office
505	1	Group	Student Orgs Office
513	1	Group	Student Orgs Office
515	1	Group	Student Orgs Office
517	1	Group	Student Orgs Office
519	1	Group	Student Orgs Office
523	1	Group	Student Orgs Office
525	1	Group	Student Orgs Office
527	1	Group	Student Orgs Office
529	1	Group	Student Orgs Office
537	1	Group	Student Orgs Office
539	1	Group	Student Orgs Office
512M	1	Group	Student Orgs Office
512N	1	Group	Student Orgs Office
512P	1	Group	Student Orgs Office
512Q	1	Group	Student Orgs Office

Furniture Schedule


Gensler

Project Name	UH Classroom and Business Building	Issue Date	10-21-11
Project Location	Houston, Texas	Revision Date	
Project Number	02.7044.101	File	5FD
Item	Staff Desk	This is page	1 of 2

Furniture					
Item Code	D-02L-P Knoll	Manufacturer	Knoll		
Product No.					
Description	Dividends workstations consisting of the following components: 60" W x 30" D laminate worksurface with square pvc edge, open A-style metal leg with laminate modesty panel. 90" W x 24" D return worksurface with laminate top, square pvc edge and grommet. One 60" W and one 30" W wall attached overhead units with locking sliding door, task lights and tackpanels below. 2-high lateral file below with bookcase above storage unit, one mobile Box, Box, File pedestal and				
Finish(es)	Top/Modesty: Laminate Walnut 127 Edge: Walnut Legs: Beige Mist Metallic 611 Cases: Soft Grey 117 Faces: Soft Grey 117				
Dimensions	see above	W	D	H	AH SH
Lock/Keying					
Contact	Susan Quarles				
Phone Number	281-216-8227				
Email	Susan.Quarles@knoll.com				
Special Instructions					



Upholstery					
Manufacturer	Knoll				
Name	Amplify				
Fabric Type	Panel				
Product No.	W1215				
Color	4 Trona				
Width	66"				
Content	100% Recycled Polyester				
Fabric Repeat	H: 0.25 Inches V: 0.25 Inches				
Contact	Kathryn Boehme				
Phone Number	800-627-2018				
Email	kboehme@knoll.com				
Special Instructions					



Supplier shall be responsible for verifying the accuracy and completeness of the specified product number for the product described and shall notify the designer of any discrepancies prior to placing the product on order. Manufacturer and Supply Dealer shall certify that this product meets regulations of the jurisdiction in which the project is located and includes required stamps, certification and labeling.

☐ Seaming Diagram
 ☐ Strike-Off
 ☐ Finish Sample
 ☐ Cutting
 ☒ Shop Dwg
 ☐ Prototype
 ☐ Flame Certificate

- Manufacturer to submit sample of C.O.M. for designer's written approval prior to purchasing and fabrication of total quantity.
 - All finish samples must be submitted to Gensler for approval prior to fabrication, including fabric, metal, stone and wood samples.
 - Shop drawings, manufacturer data sheet, or prototype must be submitted to Gensler for approval prior to fabrication.
 - Quantities listed do not include any overage or attic stock. Purchasing agent shall verify quantities prior to purchasing.
- Client and/or the Purchasing Agent are solely responsible for all quantities.

- Manufacturer representative listed to review product description and product number and notify Designer of any error or conflict in specification as indicated.
- All images, photographs, renderings of specified items contained in this specification package are for general design intent and reference only.
- Manufacturer to provide all required hardware and instructions for proper installation.
- Manufacturer to provide with heavy duty cleats for wall hung security mount to wall. Confirm with Contractor that required blocking is installed properly.

D-02L-P Knoll	
<i>To Be Installed in the Following Locations:</i>	Total 20 Group

Room #	Qty	Unit	Room Name
302L	1	Group	Staff Office
302N	1	Group	Staff Office
302Q	1	Group	Staff Office
304N	1	Group	Staff Office
304P	1	Group	Staff Office
304Q	1	Group	Staff Office
424E	1	Group	Staff Office
424F	1	Group	Staff Office
424G	1	Group	Staff Office
424H	1	Group	Staff Office
424J	1	Group	Staff Office
424K	1	Group	Staff Office
424L	1	Group	Staff Office
424M	1	Group	Staff Office
424N	1	Group	Staff Office
424P	1	Group	Staff Office
424Q	1	Group	Staff Office
424U	2	Group	Staff Office
526B	1	Group	Student Orgs Office

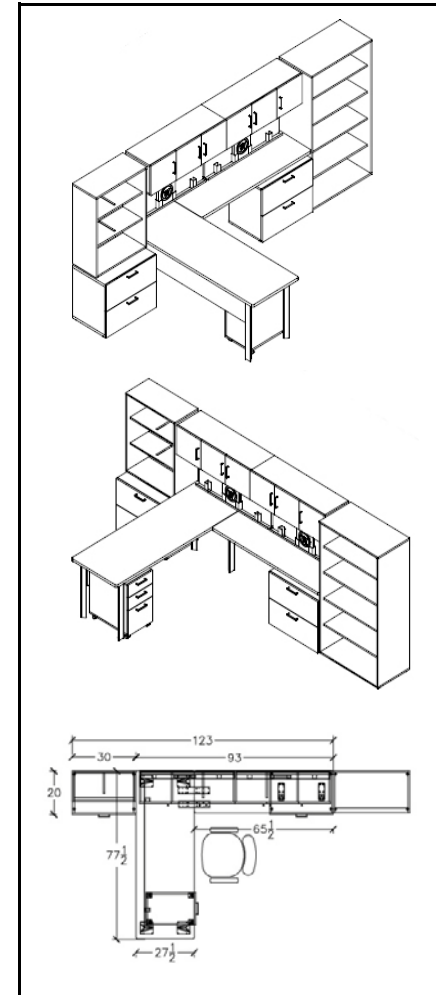
Distribution
Prepared by Stacy Reed, IIDA, LEED AP ID+C

Furniture Schedule


Gensler

Project Name	UH Classroom and Business Building	Issue Date	10-21-11
Project Location	Houston, Texas	Revision Date	
Project Number	02.7044.101	File	5FD
Item	Staff Desk	This is page	1 of 2

Furniture					
Item Code	D-02L-P Watson	Manufacturer	Watson		
Product No.					
Description	M2 desk and Zo storage consisting of the following components: 78" W x 28" D laminate worksurface with pvc edge, metal leg with metal modesty panel. 66" W x 20" D return worksurface with laminate top, pvc edge and reveal to allow cord access. Two 45" W x 15" D x 15" H wall attached overhead units with locking doors, task lights and tackpanels below. 2-high lateral file below with bookcase above storage unit, one mobile Box, Box, File pedestal and one 66" H Bookcase.				
Finish(es)	Top: COL Formica 858-58 Pumice Edge: Jute Legs/Modesty: Dark Champagne Faces: Colombian Walnut Cases: Dark Champagne				
Dimensions	see above				
	W	D	H	AH	SH
Lock/Keying					
Contact	Miriam Campbell				
Phone Number	512-474-1223				
Email	miriam@jmcassociates.com				
Special Instructions					



Upholstery					
Manufacturer	Watson				
Name	Drift				
Fabric Type	Panel				
Product No.	2539				
Color	020 Alabaster				
Width	66"				
Content	51% Post-Consumer, 49% Pre-Consumer Recycled Polyester				
Fabric Repeat	H: 14" V: 9.6"				
Contact	Miriam Campbell				
Phone Number	512-474-1223				
Email	miriam@jmcassociates.com				
Special Instructions					



Supplier shall be responsible for verifying the accuracy and completeness of the specified product number for the product described and shall notify the designer of any discrepancies prior to placing the product on order. Manufacturer and Supply Dealer shall certify that this product meets regulations of the jurisdiction in which the project is located and includes required stamps, certification and labeling.

☐ Seaming Diagram
 ☐ Strike-Off
 ☐ Finish Sample
 ☐ Cutting
 ☒ Shop Dwgs
 ☐ Prototype
 ☐ Flame Certificate

- Manufacturer to submit sample of C.O.M. for designer's written approval prior to purchasing and fabrication of total quantity.
- All finish samples must be submitted to Gensler for approval prior to fabrication, including fabric, metal, stone and wood samples.
- Shop drawings, manufacturer data sheet, or prototype must be submitted to Gensler for approval prior to fabrication.
- Quantities listed do not include any overage or attic stock. Purchasing agent shall verify quantities prior to purchasing.

Client and/or the Purchasing Agent are solely responsible for all quantities.

- Manufacturer representative listed to review product description and product number and notify Designer of any error or conflict in specification as indicated.
- All images, photographs, renderings of specified items contained in this specification package are for general design intent and reference only.
- Manufacturer to provide all required hardware and instructions for proper installation.
- Manufacturer to provide with heavy duty cleats for wall hung security mount to wall. Confirm with Contractor that required blocking is installed properly.

D-02L-P Watson***To Be Installed in the Following Locations:*****Total 20 Group**

Room #	Qty	Unit	Room Name
302L	1	Group	Staff Office
302N	1	Group	Staff Office
302Q	1	Group	Staff Office
304N	1	Group	Staff Office
304P	1	Group	Staff Office
304Q	1	Group	Staff Office
424E	1	Group	Staff Office
424F	1	Group	Staff Office
424G	1	Group	Staff Office
424H	1	Group	Staff Office
424J	1	Group	Staff Office
424K	1	Group	Staff Office
424L	1	Group	Staff Office
424M	1	Group	Staff Office
424N	1	Group	Staff Office
424P	1	Group	Staff Office
424Q	1	Group	Staff Office
424U	2	Group	Staff Office
526B	1	Group	Staff Office

Distribution

Prepared by Stacy Reed, IIDA, LEED AP ID+C

Furniture Schedule

Gensler

Project Name	UH Classroom and Business Building	Issue Date	10-21-11
Project Location	Houston, Texas	Revision Date	
Project Number	02.7044.101	File	5FD
Item	Staff Desk	This is page	1 of 2

Furniture

Item Code D-02L-W Knoll **Manufacturer** Knoll

Product No.

Description Dividends workstations consisting of the following components: 60" W x 30" D laminate worksurface with square pvc edge, open A-style metal leg with laminate modesty panel. 90" W x 24" D return worksurface with laminate top, square pvc edge and grommet. One 60" W and one 30" W wall attached overhead units with locking sliding door, task lights and tackpanels below. 2-high lateral file below with bookcase above storage unit, one mobile Box, Box, File pedestal and one 85" H Bookcase.

Finish(es) Top/Modesty: Laminate Bright White 118
Legs: Silver 613
Cases: Soft Grey 117
Faces: Soft Grey 117

Dimensions

see above

W **D** **H** **AH** **SH**

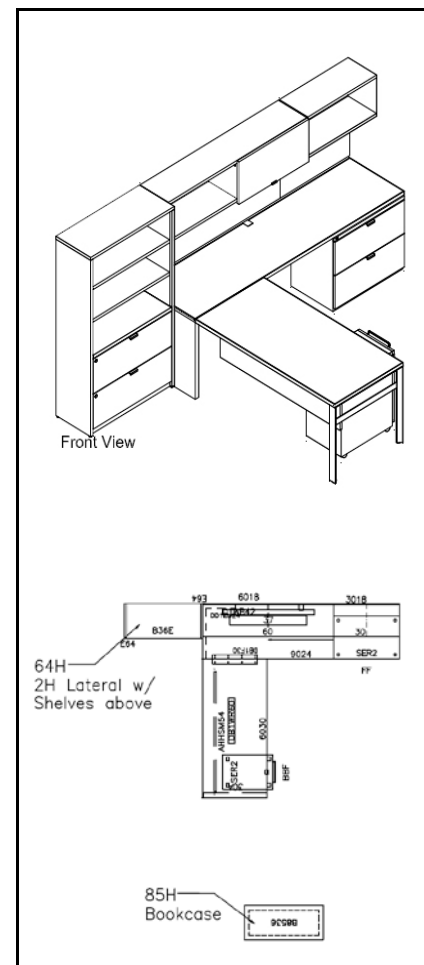
Lock/Keying

Contact Susan Quarles

Phone Number 281-216-8227

Email Susan_Quarles@knoll.com

Special Instructions



Upholstery

Manufacturer Knoll

Name Amplify

Fabric Type Panel

Product No. W1215

Color 4 Trona

Width 66"

Content 100% Recycled Polyester


Fabric Repeat H: 0.25 Inches
V: 0.25 Inches

Contact Kathryn Boehme

Phone Number 800-627-2018

Email kboehme@knoll.com

Special Instructions



Supplier shall be responsible for verifying the accuracy and completeness of the specified product number for the product described and shall notify the designer of any discrepancies prior to placing the product on order. Manufacturer and Supply Dealer shall certify that this product meets regulations of the jurisdiction in which the project is located and includes required stamps, certification and labeling.

☐ Seaming Diagram
 ☐ Strike-Off
 ☐ Finish Sample
 ☐ Cutting
 ☒ Shop Dwgs
 ☐ Prototype
 ☐ Flame Certificate

- Manufacturer to submit sample of C.O.M. for designer's written approval prior to purchasing and fabrication of total quantity.
- All finish samples must be submitted to Gensler for approval prior to fabrication, including fabric, metal, stone and wood samples.
- Shop drawings, manufacturer data sheet, or prototype must be submitted to Gensler for approval prior to fabrication.
- Quantities listed do not include any overage or attic stock. Purchasing agent shall verify quantities prior to purchasing.

Client and/or the Purchasing Agent are solely responsible for all quantities.

- Manufacturer representative listed to review product description and product number and notify Designer of any error or conflict in specification as indicated.
- All images, photographs, renderings of specified items contained in this specification package are for general design intent and reference only.
- Manufacturer to provide all required hardware and instructions for proper installation.
- Manufacturer to provide with heavy duty cleats for wall hung security mount to wall. Confirm with Contractor that required blocking is installed properly.

D-02L-W Knoll			
<i>To Be Installed in the Following Locations:</i>			Total 8 Group

Room #	Qty	Unit	Room Name
204B	1	Group	Staff Office
204D	1	Group	Staff Office
215	1	Group	Staff Office
217	1	Group	Staff Office
220E	1	Group	Staff Office
223	1	Group	Staff Office
225	1	Group	Staff Office
242B	1	Group	Staff Office

Furniture Schedule

Gensler

Project Name	UH Classroom and Business Building	Issue Date	10-21-11
Project Location	Houston, Texas	Revision Date	
Project Number	02.7044.101	File	5FD
Item	Staff Desk	This is page	1 of 2

Furniture

Item Code D-02L-W Watson **Manufacturer** Watson

Product No.

Description M2 desk and Zo storage consisting of the following components: 78" W x 28" D laminate worksurface with pvc edge, metal leg with metal modesty panel. 66" W x 20" D return worksurface with laminate top, pvc edge and reveal to allow cord access. Two 45" W x 15" D x 15" H wall attached overhead units with locking doors, task lights and tackpanels below. 2-high lateral file below with bookcase above storage unit, one mobile Box, Box, File pedestal and one 66" H Bookcase.

Finish(es)
 Top: Frosty White
 Edge: Satin Gray
 Legs/Modesty: White Aluminum
 Cases: White Linen
 Faces: White Linen

Dimensions
 see above
 W D H AH SH

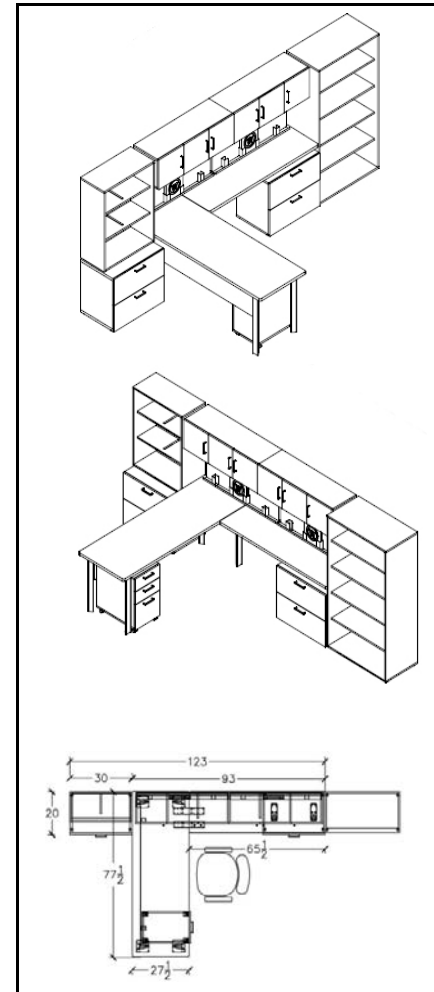
Lock/Keying

Contact Miriam Campbell

Phone Number 512-474-1223

Email miriam@jmcassociates.com

Special Instructions



Upholstery

Manufacturer Watson

Name Drift

Fabric Type Panel

Product No. 2539

Color 020 Alabaster

Width 66"

Content 51% Post-Consumer, 49% Pre-Consumer Recycled Polyester


Fabric Repeat H: 14"
V: 9.6"

Contact Miriam Campbell

Phone Number 512-474-1223

Email miriam@jmcassociates.com

Special Instructions



Supplier shall be responsible for verifying the accuracy and completeness of the specified product number for the product described and shall notify the designer of any discrepancies prior to placing the product on order. Manufacturer and Supply Dealer shall certify that this product meets regulations of the jurisdiction in which the project is located and includes required stamps, certification and labeling.

☐ Seaming Diagram
 ☐ Strike-Off
 ☐ Finish Sample
 ☐ Cutting
 ☒ Shop Dwgs
 ☐ Prototype
 ☐ Flame Certificate

- Manufacturer to submit sample of C.O.M. for designer's written approval prior to purchasing and fabrication of total quantity.
- All finish samples must be submitted to Gensler for approval prior to fabrication, including fabric, metal, stone and wood samples.
- Shop drawings, manufacturer data sheet, or prototype must be submitted to Gensler for approval prior to fabrication.
- Quantities listed do not include any overage or attic stock. Purchasing agent shall verify quantities prior to purchasing.

Client and/or the Purchasing Agent are solely responsible for all quantities.

- Manufacturer representative listed to review product description and product number and notify Designer of any error or conflict in specification as indicated.
- All images, photographs, renderings of specified items contained in this specification package are for general design intent and reference only.
- Manufacturer to provide all required hardware and instructions for proper installation.
- Manufacturer to provide with heavy duty cleats for wall hung security mount to wall. Confirm with Contractor that required blocking is installed properly.

D-02L-W Watson

To Be Installed in the Following Locations:

Total 8 Group

Room #	Qty	Unit	Room Name
204B	1	Group	Staff Office
204D	1	Group	Staff Office
215	1	Group	Staff Office
217	1	Group	Staff Office
220E	1	Group	Staff Office
223	1	Group	Staff Office
225	1	Group	Staff Office
242B	1	Group	Staff Office

Distribution

Prepared by Stacy Reed, IIDA, LEED AP ID+C

Furniture Schedule

Gensler

Project Name	UH Classroom and Business Building	Issue Date	10-21-11
Project Location	Houston, Texas	Revision Date	
Project Number	02.7044.101	File	5FD
Item	Student Orgs Desk	This is page	1 of 2

Furniture

Item Code D-02R-G Knoll **Manufacturer** Knoll

Product No.

Description Dividends workstations consisting of the following components: 60" W x 30" D laminate worksurface with square pvc edge, open A-style metal leg with laminate modesty panel. 90" W x 24" D return worksurface with laminate top, square pvc edge and grommet. One 60" W and one 30" W open shelf wall attached overhead units with locking sliding door, task lights and tackpanels below. 2-high lateral file below with bookcase above storage unit, one mobile Box, Box, File

Finish(es) Top: COL Wilsonart 4877-38 Grey Mesh
Legs: Beige Mist Metallic 611
Cases: Soft Grey 117

Dimensions see above
W **D** **H** **AH** **SH**

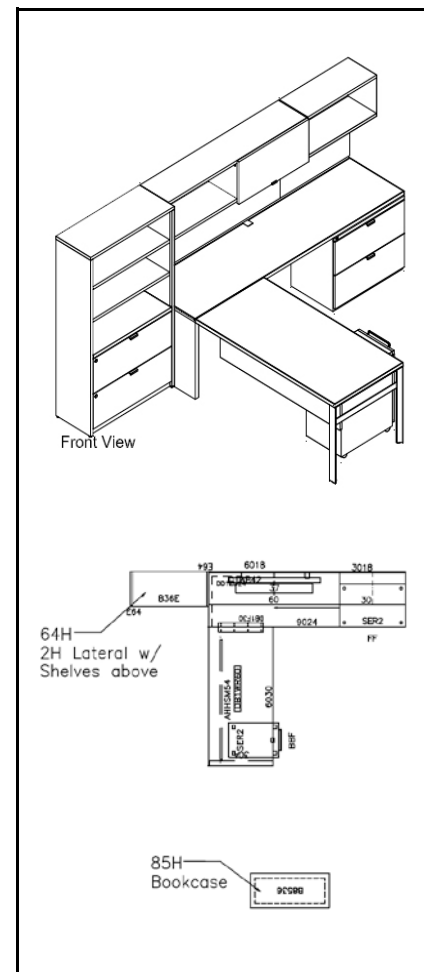
Lock/Keying

Contact Susan Quarles

Phone Number 281-216-8227

Email Susan_Quarles@knoll.com

Special Instructions



Upholstery

Manufacturer Knoll

Name Amplify

Fabric Type Panel

Product No. W1215

Color 4 Trona

Width 66"

Content 100% Recycled Polyester


Fabric Repeat H: 0.25 Inches
V: 0.25 Inches

Contact Kathryn Boehme

Phone Number 800-627-2018

Email kboehme@knoll.com

Special Instructions



Supplier shall be responsible for verifying the accuracy and completeness of the specified product number for the product described and shall notify the designer of any discrepancies prior to placing the product on order. Manufacturer and Supply Dealer shall certify that this product meets regulations of the jurisdiction in which the project is located and includes required stamps, certification and labeling.

☐ Seaming Diagram
 ☐ Strike-Off
 ☐ Finish Sample
 ☐ Cutting
 ☒ Shop Dwgs
 ☐ Prototype
 ☐ Flame Certificate

- Manufacturer to submit sample of C.O.M. for designer's written approval prior to purchasing and fabrication of total quantity.
 - All finish samples must be submitted to Gensler for approval prior to fabrication, including fabric, metal, stone and wood samples.
 - Shop drawings, manufacturer data sheet, or prototype must be submitted to Gensler for approval prior to fabrication.
 - Quantities listed do not include any overage or attic stock. Purchasing agent shall verify quantities prior to purchasing.
- Client and/or the Purchasing Agent are solely responsible for all quantities.

- Manufacturer representative listed to review product description and product number and notify Designer of any error or conflict in specification as indicated.
- All images, photographs, renderings of specified items contained in this specification package are for general design intent and reference only.
- Manufacturer to provide all required hardware and instructions for proper installation.
- Manufacturer to provide with heavy duty cleats for wall hung security mount to wall. Confirm with Contractor that required blocking is installed properly.

D-02R-G Knoll	
<i>To Be Installed in the Following Locations:</i>	Total 16 Group

Room #	Qty	Unit	Room Name
402C	1	Group	Student Orgs Office
402H	1	Group	Student Orgs Office
514	1	Group	Student Orgs Office
516	1	Group	Student Orgs Office
518	1	Group	Student Orgs Office
520	1	Group	Student Orgs Office
512B	1	Group	Student Orgs Office
512C	1	Group	Student Orgs Office
512D	1	Group	Student Orgs Office
512E	1	Group	Student Orgs Office
512F	1	Group	Student Orgs Office
512G	1	Group	Student Orgs Office
512H	1	Group	Student Orgs Office
512J	1	Group	Student Orgs Office
512K	1	Group	Student Orgs Office
512L	1	Group	Student Orgs Office

Distribution
Prepared by Stacy Reed, IIDA, LEED AP ID+C

Furniture Schedule

Gensler

Project Name	UH Classroom and Business Building	Issue Date	10-21-11
Project Location	Houston, Texas	Revision Date	
Project Number	02.7044.101	File	5FD
Item	Student Orgs Desk	This is page	1 of 2

Furniture

Item Code D-02R-G Watson **Manufacturer** Watson

Product No.

Description M2 desk and Zo storage consisting of the following components: 78" W x 28" D laminate worksurface with pvc edge, metal leg with metal modesty panel. 66" W x 20" D return worksurface with laminate top, pvc edge and reveal to allow cord access. Two 45" W x 15" D x 15" H wall attached overhead units with locking doors, task lights and tackpanels below. 2-high lateral file below with bookcase above storage unit, one mobile Box, Box, File pedestal and one 66" H Bookcase.

Finish(es)
 Top: Grey Mesh
 Edge: Jute
 Legs/Modesty: Dark Champagne
 Faces: Grey Mesh
 Cases: Dark Champagne

Dimensions
 see above
 W D H AH SH

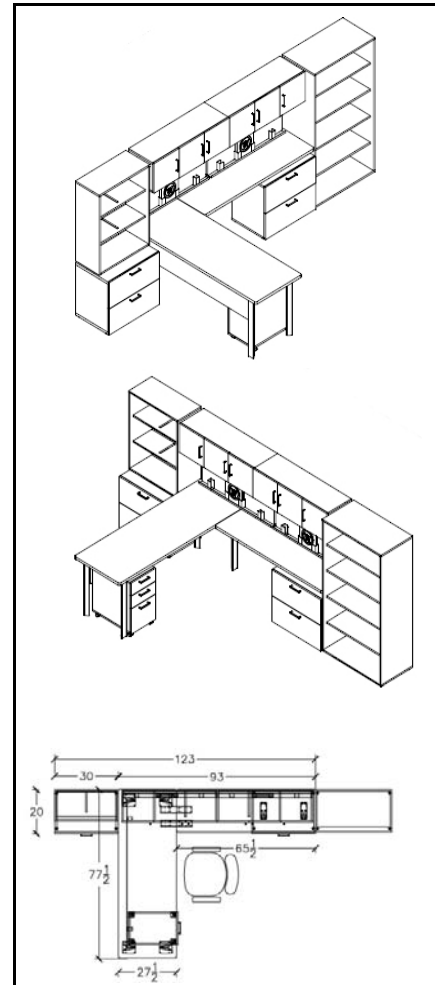
Lock/Keying

Contact Miriam Campbell

Phone Number 512-474-1223

Email miriam@jmcassociates.com

Special Instructions



Upholstery

Manufacturer Watson

Name Drift

Fabric Type Panel

Product No. 2539

Color 020 Alabaster

Width 66"

Content 51% Post-Consumer, 49% Pre-Consumer Recycled Polyester


Fabric Repeat H: 14"
V: 9.6"

Contact Miriam Campbell

Phone Number 512-474-1223

Email miriam@jmcassociates.com

Special Instructions



Supplier shall be responsible for verifying the accuracy and completeness of the specified product number for the product described and shall notify the designer of any discrepancies prior to placing the product on order. Manufacturer and Supply Dealer shall certify that this product meets regulations of the jurisdiction in which the project is located and includes required stamps, certification and labeling.

☐ Seaming Diagram
 ☐ Strike-Off
 ☐ Finish Sample
 ☐ Cutting
 ☒ Shop Dwgs
 ☐ Prototype
 ☐ Flame Certificate

- Manufacturer to submit sample of C.O.M. for designer's written approval prior to purchasing and fabrication of total quantity.
- All finish samples must be submitted to Gensler for approval prior to fabrication, including fabric, metal, stone and wood samples.
- Shop drawings, manufacturer data sheet, or prototype must be submitted to Gensler for approval prior to fabrication.
- Quantities listed do not include any overage or attic stock. Purchasing agent shall verify quantities prior to purchasing.

Client and/or the Purchasing Agent are solely responsible for all quantities.

- Manufacturer representative listed to review product description and product number and notify Designer of any error or conflict in specification as indicated.
- All images, photographs, renderings of specified items contained in this specification package are for general design intent and reference only.
- Manufacturer to provide all required hardware and instructions for proper installation.
- Manufacturer to provide with heavy duty cleats for wall hung security mount to wall. Confirm with Contractor that required blocking is installed properly.

D-02R-G Watson***To Be Installed in the Following Locations:*****Total 16 Group**

Room #	Qty	Unit	Room Name
402C	1	Group	Student Orgs Office
402H	1	Group	Student Orgs Office
514	1	Group	Student Orgs Office
516	1	Group	Student Orgs Office
518	1	Group	Student Orgs Office
520	1	Group	Student Orgs Office
512B	1	Group	Student Orgs Office
512C	1	Group	Student Orgs Office
512D	1	Group	Student Orgs Office
512E	1	Group	Student Orgs Office
512F	1	Group	Student Orgs Office
512G	1	Group	Student Orgs Office
512H	1	Group	Student Orgs Office
512J	1	Group	Student Orgs Office
512K	1	Group	Student Orgs Office
512L	1	Group	Student Orgs Office

Distribution

Prepared by

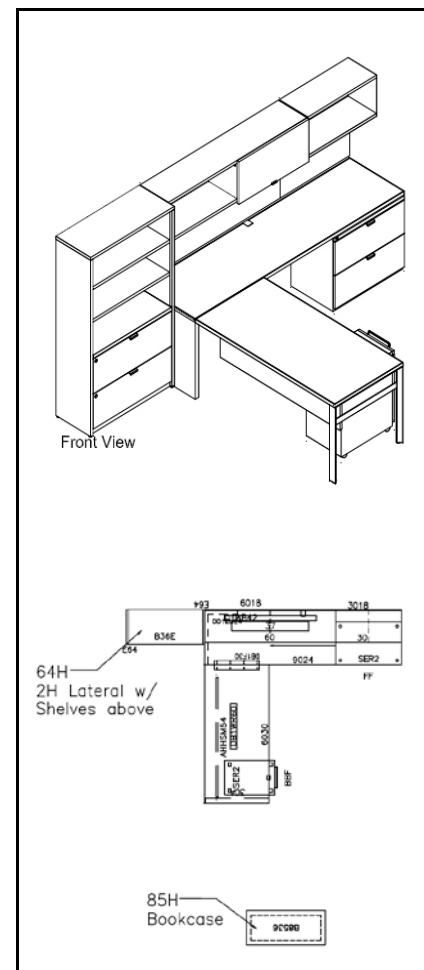
Stacy Reed, IIDA, LEED AP ID+C

Furniture Schedule


Gensler

Project Name	UH Classroom and Business Building	Issue Date	10-21-11
Project Location	Houston, Texas	Revision Date	
Project Number	02.7044.101	File	5FD
Item	Staff Desk	This is page	1 of 2

Furniture			
Item Code	D-02R-P Knoll	Manufacturer	Knoll
Product No.			
Description	Dividends workstations consisting of the following components: 60" W x 30" D laminate worksurface with square pvc edge, open A-style metal leg with laminate modesty panel. 90" W x 24" D return worksurface with laminate top, square pvc edge and grommet. One 60" W and one 30" W open shelf wall attached overhead units with locking sliding door, task lights and tackpanels below. 2-high lateral file below with bookcase above storage unit, one mobile Box, Box, File pedestal and one 85" H Bookcase.		
Finish(es)	Top/Modesty: Laminate Walnut 127 Edge: Walnut Legs: Beige Mist Metallic 611 Cases: Soft Grey 117		
Dimensions	see above		
	W	D	H
Lock/Keying			AH
Contact	Susan Quarles		
Phone Number	281-216-8227		
Email	Susan.Quarles@knoll.com		
Special Instructions			



Upholstery	
Manufacturer	Knoll
Name	Amplify
Fabric Type	Panel
Product No.	W1215
Color	4 Trona
Width	66"
Content	100% Recycled Polyester
Fabric Repeat	H: 0.25 Inches V: 0.25 Inches
Contact	Kathryn Boehme
Phone Number	800-627-2018
Email	kboehme@knoll.com
Special Instructions	



Supplier shall be responsible for verifying the accuracy and completeness of the specified product number for the product described and shall notify the designer of any discrepancies prior to placing the product on order. Manufacturer and Supply Dealer shall certify that this product meets regulations of the jurisdiction in which the project is located and includes required stamps, certification and labeling.

☐ Seaming Diagram
 ☐ Strike-Off
 ☐ Finish Sample
 ☐ Cutting
 ☒ Shop Dwgs
 ☐ Prototype
 ☐ Flame Certificate

- Manufacturer to submit sample of C.O.M. for designer's written approval prior to purchasing and fabrication of total quantity.
 - All finish samples must be submitted to Gensler for approval prior to fabrication, including fabric, metal, stone and wood samples.
 - Shop drawings, manufacturer data sheet, or prototype must be submitted to Gensler for approval prior to fabrication.
 - Quantities listed do not include any overage or attic stock. Purchasing agent shall verify quantities prior to purchasing.
- Client and/or the Purchasing Agent are solely responsible for all quantities.

- Manufacturer representative listed to review product description and product number and notify Designer of any error or conflict in specification as indicated.
- All images, photographs, renderings of specified items contained in this specification package are for general design intent and reference only.
- Manufacturer to provide all required hardware and instructions for proper installation.
- Manufacturer to provide with heavy duty cleats for wall hung security mount to wall. Confirm with Contractor that required blocking is installed properly.

D-02R-P Knoll	
<i>To Be Installed in the Following Locations:</i>	Total 30 Group

Room #	Qty	Unit	Room Name
302A	1	Group	Staff Office
302C	1	Group	Staff Office
302D	1	Group	Staff Office
302E	1	Group	Staff Office
302F	1	Group	Staff Office
302G	1	Group	Staff Office
302H	1	Group	Staff Office
302J	1	Group	Staff Office
302M	1	Group	Staff Office
302P	1	Group	Staff Office
302R	1	Group	Staff Office
304C	1	Group	Staff Office
304D	1	Group	Staff Office
304E	1	Group	Staff Office
304F	1	Group	Staff Office
304G	1	Group	Staff Office
304H	1	Group	Staff Office
304K	1	Group	Staff Office
304M	1	Group	Staff Office
424A	1	Group	Staff Office
424B	1	Group	Staff Office
424C	1	Group	Staff Office
424Y	1	Group	Staff Office
526A	1	Group	Staff Office
528A	1	Group	Staff Office
528B	1	Group	Staff Office
528C	1	Group	Staff Office
528D	1	Group	Staff Office
528E	1	Group	Staff Office
528F	1	Group	Staff Office

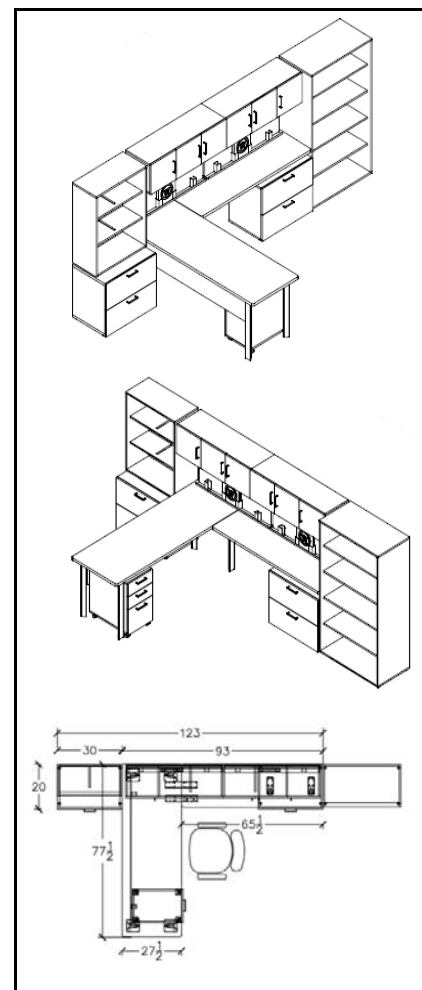
Distribution	
Prepared by	Stacy Reed, IIDA, LEED AP ID+C

Furniture Schedule


Gensler

Project Name	UH Classroom and Business Building	Issue Date	10-21-11
Project Location	Houston, Texas	Revision Date	
Project Number	02.7044.101	File	5FD
Item	Staff Desk	This is page	1 of 2

Furniture					
Item Code	D-02R-P Watson	Manufacturer Watson			
Product No.					
Description	M2 desk and Zo storage consisting of the following components: 78" W x 28" D laminate worksurface with pvc edge, metal leg with metal modesty panel. 66" W x 20" D return worksurface with laminate top, pvc edge and reveal to allow cord access. Two 45" W x 15" D x 15" H wall attached overhead units with locking doors, task lights and tackpanels below. 2-high lateral file below with bookcase above storage unit, one mobile Box, Box, File pedestal and one 66" H Bookcase.				
Finish(es)	Top: COL Formica 858-58 Pumice Edge: Jute Legs/Modesty: Dark Champagne Faces: Colombian Walnut Cases: Dark Champagne				
Dimensions	see above				
	W	D	H	AH	SH
Lock/Keying					
Contact	Miriam Campbell				
Phone Number	512-474-1223				
Email	miriam@jmcassociates.com				
Special Instructions					



Upholstery		
Manufacturer	Watson	
Name	Drift	
Fabric Type	Panel	
Product No.	2539	
Color	020 Alabaster	
Width	66"	
Content	51% Post-Consumer, 49% Pre-Consumer Recycled Polyester	
Fabric Repeat	H: 14" V: 9.6"	
Contact	Miriam Campbell	
Phone Number	512-474-1223	
Email	miriam@jmcassociates.com	
Special Instructions		



Supplier shall be responsible for verifying the accuracy and completeness of the specified product number for the product described and shall notify the designer of any discrepancies prior to placing the product on order. Manufacturer and Supply Dealer shall certify that this product meets regulations of the jurisdiction in which the project is located and includes required stamps, certification and labeling.

☐ Seaming Diagram
 ☐ Strike-Off
 ☐ Finish Sample
 ☐ Cutting
 ☒ Shop Dwgs
 ☐ Prototype
 ☐ Flame Certificate

- Manufacturer to submit sample of C.O.M. for designer's written approval prior to purchasing and fabrication of total quantity.
- All finish samples must be submitted to Gensler for approval prior to fabrication, including fabric, metal, stone and wood samples.
- Shop drawings, manufacturer data sheet, or prototype must be submitted to Gensler for approval prior to fabrication.
- Quantities listed do not include any overage or attic stock. Purchasing agent shall verify quantities prior to purchasing.

Client and/or the Purchasing Agent are solely responsible for all quantities.

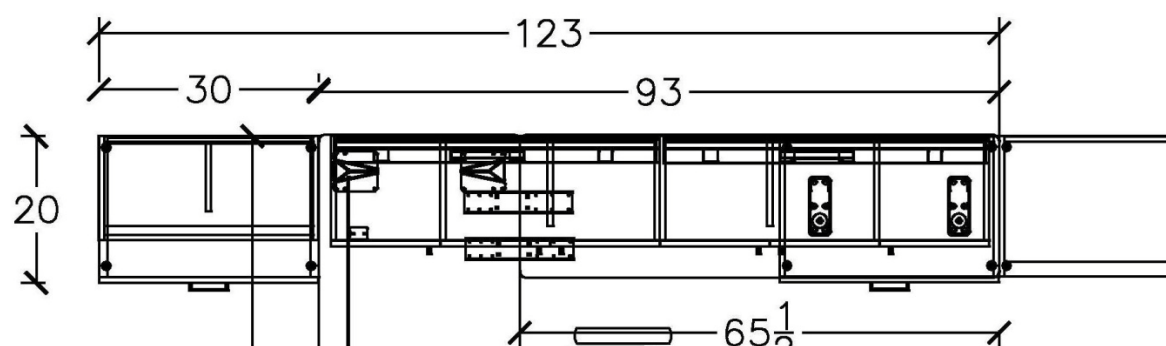
- Manufacturer representative listed to review product description and product number and notify Designer of any error or conflict in specification as indicated.
- All images, photographs, renderings of specified items contained in this specification package are for general design intent and reference only.
- Manufacturer to provide all required hardware and instructions for proper installation.
- Manufacturer to provide with heavy duty cleats for wall hung security mount to wall. Confirm with Contractor that required blocking is installed properly.

D-02R-P Watson

To Be Installed in the Following Locations:

Total 30 Group

Room #	Qty	Unit	Room Name
302A	1	Group	Staff Office
302C	1	Group	Staff Office
302D	1	Group	Staff Office
302E	1	Group	Staff Office
302F	1	Group	Staff Office
302G	1	Group	Staff Office
302H	1	Group	Staff Office
302J	1	Group	Staff Office
302M	1	Group	Staff Office
302P	1	Group	Staff Office
302R	1	Group	Staff Office
304C	1	Group	Staff Office
304D	1	Group	Staff Office
304E	1	Group	Staff Office
304F	1	Group	Staff Office
304G	1	Group	Staff Office
304H	1	Group	Staff Office
304K	1	Group	Staff Office
304M	1	Group	Staff Office
424A	1	Group	Staff Office
424B	1	Group	Staff Office
424C	1	Group	Staff Office
424Y	1	Group	Staff Office
526A	1	Group	Staff Office
528A	1	Group	Staff Office
528B	1	Group	Staff Office
528C	1	Group	Staff Office
528D	1	Group	Staff Office
528E	1	Group	Staff Office
528F	1	Group	Staff Office



Distribution

Prepared by Stacy Reed,

Furniture Schedule

Gensler

Project Name	UH Classroom and Business Building	Issue Date	10-21-11
Project Location	Houston, Texas	Revision Date	
Project Number	02.7044.101	File	5FD
Item	Staff Desk	This is page	1 of 2

Furniture

Item Code D-02R-W Knoll **Manufacturer** Knoll

Product No.

Description Dividends workstations consisting of the following components: 60" W x 30" D laminate worksurface with square pvc edge, open A-style metal leg with laminate modesty panel. 90" W x 24" D return worksurface with laminate top, square pvc edge and grommet. One 60" W and one 30" W wall attached overhead units with locking sliding door, task lights and tackpanels below. 2-high lateral file below with bookcase above storage unit, one mobile Box, Box, File pedestal and one 85" H Bookcase.

Finish(es) Top/Modesty: Laminate Bright White 118
Legs: Silver 613
Cases: Soft Grey 117
Faces: Soft Grey 117

Dimensions

see above

W **D** **H** **AH** **SH**

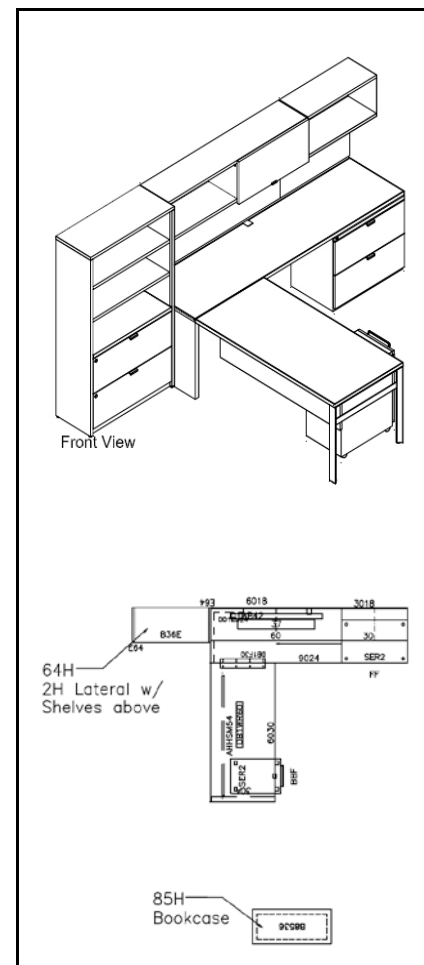
Lock/Keying

Contact Susan Quarles

Phone Number 281-216-8227

Email Susan.Quarles@knoll.com

Special Instructions



Upholstery

Manufacturer Knoll

Name Amplify

Fabric Type Panel

Product No. W1215

Color 4 Trona

Width 66"

Content 100% Recycled Polyester


Fabric Repeat H: 0.25 Inches
V: 0.25 Inches

Contact Kathryn Boehme

Phone Number 800-627-2018

Email kboehme@knoll.com

Special Instructions



Supplier shall be responsible for verifying the accuracy and completeness of the specified product number for the product described and shall notify the designer of any discrepancies prior to placing the product on order. Manufacturer and Supply Dealer shall certify that this product meets regulations of the jurisdiction in which the project is located and includes required stamps, certification and labeling.

☐ Seaming Diagram ☐ Strike-Off ☐ Finish Sample ☐ Cutting ☒ Shop Dwgs ☐ Prototype ☐ Flame Certificate

- Manufacturer to submit sample of C.O.M. for designer's written approval prior to purchasing and fabrication of total quantity.
- All finish samples must be submitted to Gensler for approval prior to fabrication, including fabric, metal, stone and wood samples.
- Shop drawings, manufacturer data sheet, or prototype must be submitted to Gensler for approval prior to fabrication.
- Quantities listed do not include any overage or attic stock. Purchasing agent shall verify quantities prior to purchasing.

Client and/or the Purchasing Agent are solely responsible for all quantities.

- Manufacturer representative listed to review product description and product number and notify Designer of any error or conflict in specification as indicated.
- All images, photographs, renderings of specified items contained in this specification package are for general design intent and reference only.
- Manufacturer to provide all required hardware and instructions for proper installation.
- Manufacturer to provide with heavy duty cleats for wall hung security mount to wall. Confirm with Contractor that required blocking is installed properly.

D-02R-W Knoll			
<i>To Be Installed in the Following Locations:</i>			Total 8 Group

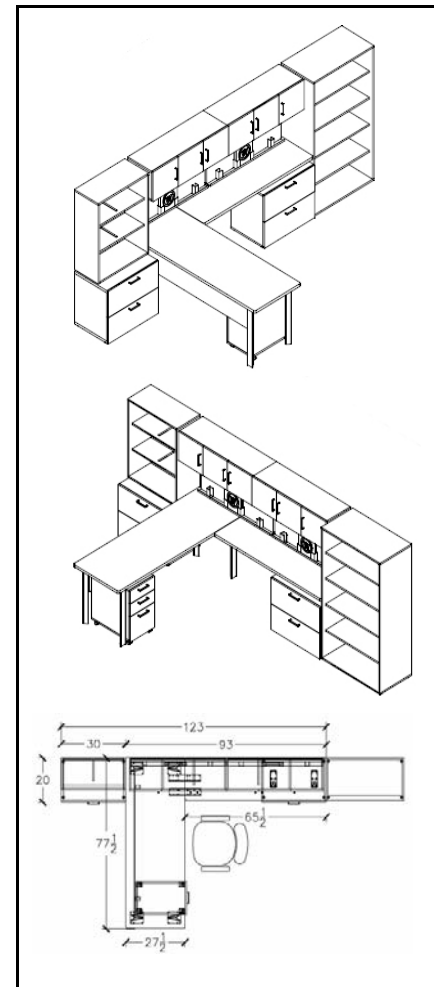
Room #	Qty	Unit	Room Name
204C	1	Group	Staff Office
204E	1	Group	Staff Office
208	1	Group	Staff Office
210	1	Group	Staff Office
220F	1	Group	Staff Office
220G	1	Group	Staff Office
242C	1	Group	Staff Office
242D	1	Group	Staff Office

Furniture Schedule


Gensler

Project Name	UH Classroom and Business Building	Issue Date	10-21-11
Project Location	Houston, Texas	Revision Date	
Project Number	02.7044.101	File	5FD
Item	Staff Desk	This is page	1 of 2

Furniture					
Item Code	D-02R-W Watson	Manufacturer	Watson		
Product No.					
Description	M2 desk and Zo storage consisting of the following components: 78" W x 28" D laminate worksurface with pvc edge, metal leg with metal modesty panel. 66" W x 20" D return worksurface with laminate top, pvc edge and reveal to allow cord access. Two 45" W x 15" D x 15" H wall attached overhead units with locking doors, task lights and tackpanels below. 2-high lateral file below with bookcase above storage unit, one mobile Box, Box, File pedestal and one 66" H Bookcase.				
Finish(es)	Top: Frosty White Edge: Satin Gray Legs/Modesty: White Aluminum Cases: White Linen Faces: White Linen				
Dimensions	see above				
	W	D	H	AH	SH
Lock/Keying					
Contact	Miriam Campbell				
Phone Number	512-474-1223				
Email	miriam@jmcassociates.com				
Special Instructions					



Upholstery					
Manufacturer	Watson				
Name	Drift				
Fabric Type	Panel				
Product No.	2539				
Color	020 Alabaster				
Width	66"				
Content	51% Post-Consumer, 49% Pre-Consumer Recycled Polyester				
Fabric Repeat	H: 14" V: 9.6"				
Contact	Miriam Campbell				
Phone Number	512-474-1223				
Email	miriam@jmcassociates.com				
Special Instructions					



Supplier shall be responsible for verifying the accuracy and completeness of the specified product number for the product described and shall notify the designer of any discrepancies prior to placing the product on order. Manufacturer and Supply Dealer shall certify that this product meets regulations of the jurisdiction in which the project is located and includes required stamps, certification and labeling.

☐ Seaming Diagram
 ☐ Strike-Off
 ☐ Finish Sample
 ☐ Cutting
 ☒ Shop Dwgs
 ☐ Prototype
 ☐ Flame Certificate

- Manufacturer to submit sample of C.O.M. for designer's written approval prior to purchasing and fabrication of total quantity.
- All finish samples must be submitted to Gensler for approval prior to fabrication, including fabric, metal, stone and wood samples.
- Shop drawings, manufacturer data sheet, or prototype must be submitted to Gensler for approval prior to fabrication.
- Quantities listed do not include any overage or attic stock. Purchasing agent shall verify quantities prior to purchasing.

Client and/or the Purchasing Agent are solely responsible for all quantities.

- Manufacturer representative listed to review product description and product number and notify Designer of any error or conflict in specification as indicated.
- All images, photographs, renderings of specified items contained in this specification package are for general design intent and reference only.
- Manufacturer to provide all required hardware and instructions for proper installation.
- Manufacturer to provide with heavy duty cleats for wall hung security mount to wall. Confirm with Contractor that required blocking is installed properly.

D-02R-W Watson

To Be Installed in the Following Locations:

Total 8 Group

Room #	Qty	Unit	Room Name
204C	1	Group	Staff Office
204E	1	Group	Staff Office
208	1	Group	Staff Office
210	1	Group	Staff Office
220F	1	Group	Staff Office
220G	1	Group	Staff Office
242C	1	Group	Staff Office
242D	1	Group	Staff Office

Distribution

Prepared by

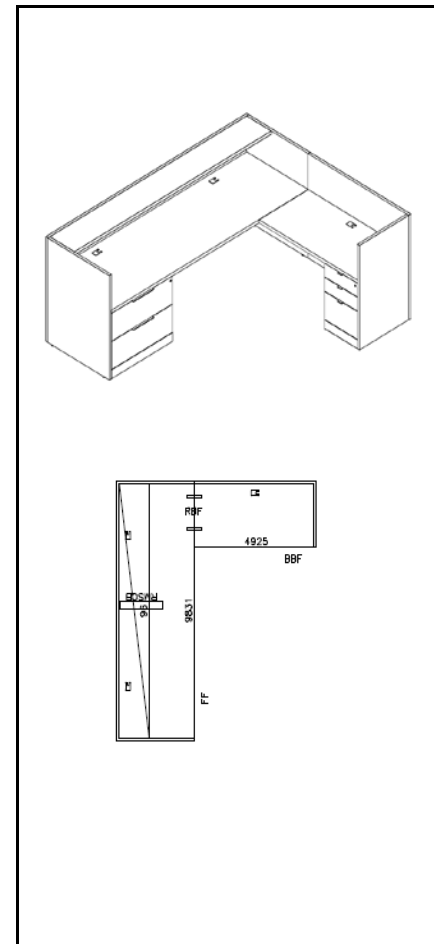
Stacy Reed, IIDA, LEED AP ID+C

Furniture Schedule


Gensler

Project Name	UH Classroom and Business Building	Issue Date	10-21-11
Project Location	Houston, Texas	Revision Date	
Project Number	02.7044.101	File	5FD
Item	Reception Desk - Dark	This is page	1 of 2

Furniture	
Item Code	D-03R-D
Manufacturer	Knoll
Product No.	
Description	Reff Gallery Surround L-shaped reception desk unit consisting of: 98" W x 31" D worksurface with grommets, 49" W x 25" D return worksurface with grommet, and 96" W x 12" D transaction counter with tackable surface below. Includes box, box, file pedestal and file, file units
Finish(es)	Worksurface Tops/Edge: Pumice 119 Transaction Top/Edge: Peacock Green Walnut V415 Storage Cases: Soft Grey 117 Storage Fronts: Peacock Green Walnut V415 Gallery Surround: Peacock Green Walnut V415 Pulls: Beige Mist Metallic 611
Dimensions	see above <div style="display: flex; justify-content: space-around; width: 100%;"> W D H AH SH </div>
Lock/Keying	
Contact	Susan Quarles
Phone Number	281-216-8227
Email	Susan.Quarles@knoll.com
Special Instructions	



Upholstery	
Manufacturer	Knoll
Name	Amplify
Fabric Type	Panel
Product No.	W1215
Color	4 Trona
Width	66"
Content	100% Recycled Polyester
Fabric Repeat	H: 0.25 Inches V: 0.25 Inches
Contact	Kathryn Boehme
Phone Number	800-627-2018
Special Instructions	kboehme@knoll.com



Supplier shall be responsible for verifying the accuracy and completeness of the specified product number for the product described and shall notify the designer of any discrepancies prior to placing the product on order. Manufacturer and Supply Dealer shall certify that this product meets regulations of the jurisdiction in which the project is located and includes required stamps, certification and labeling.

☐ Seaming Diagram
 ☐ Strike-Off
 ☐ Finish Sample
 ☐ Cutting
 ☒ Shop Dwg
 ☐ Prototype
 ☐ Flame Certificate

- Manufacturer to submit sample of C.O.M. for designer's written approval prior to purchasing and fabrication of total quantity.
- All finish samples must be submitted to Gensler for approval prior to fabrication, including fabric, metal, stone and wood samples.
- Shop drawings, manufacturer data sheet, or prototype must be submitted to Gensler for approval prior to fabrication.
- Quantities listed do not include any overage or attic stock. Purchasing agent shall verify quantities prior to purchasing. Client and/or the Purchasing Agent are solely responsible for all quantities.
- Manufacturer representative listed to review product description and product number and notify Designer of any error or conflict in specification as indicated.
- All images, photographs, renderings of specified items contained in this specification package are for general design intent and reference only.

- Manufacturer to provide all required hardware and instructions for proper installation.
- Manufacturer to provide with heavy duty cleats for wall hung security mount to wall. Confirm with Contractor that required blocking is installed properly.

D-03R-D				
<i>To Be Installed in the Following Locations:</i>				Total 2 Group

Room #	Qty	Unit	Room Name
304	1	Group	Reception
536	1	Group	Reception

Distribution

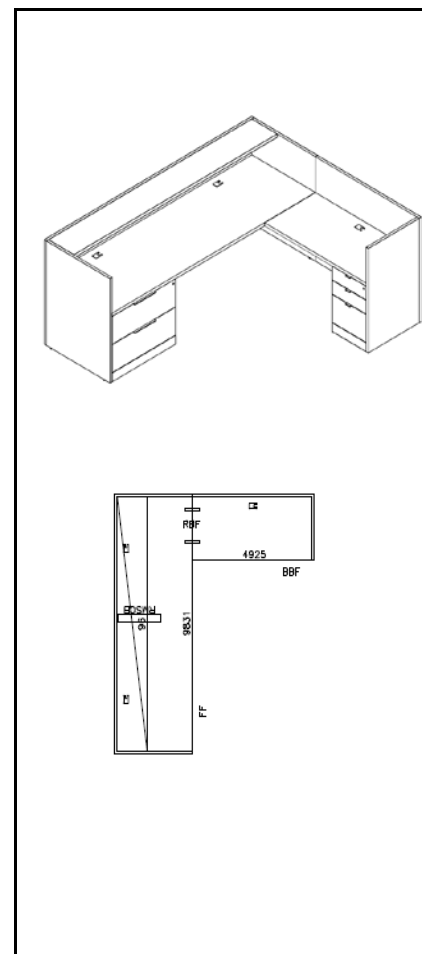
Prepared by Stacy Reed, IIDA, LEED AP ID+C

Furniture Schedule


Gensler

Project Name	UH Classroom and Business Building	Issue Date	10-21-11
Project Location	Houston, Texas	Revision Date	
Project Number	02.7044.101	File	5FD
Item	Reception Desk - Light	This is page	1 of 2

Furniture			
Item Code	D-03R-L	Manufacturer	Knoll
Product No.			
Description	Reff Gallery Surround L-shaped reception desk unit consisting of: 98" W x 31" D worksurface with grommets, 49" W x 25" D return worksurface with grommet, and 96" W x 12" D transaction counter with tackable surface below. Includes box, box, file pedestal and file, file units.		
Finish(es)	Worksurface Tops/Edge: Bright White 118 Transaction Top/Edge: Maple V316 Storage Cases: Soft Grey 117 Storage Fronts: Maple V316 Gallery Surround: Maple V316 Pulls: Silver 613		
Dimensions	see above <div> <div>W</div> <div>D</div> <div>H</div> <div>AH</div> <div>SH</div> </div>		
Lock/Keying			
Contact	Susan Quarles		
Phone Number	281-216-8227		
Email	Susan_Quarles@knoll.com		
Special Instructions			



Upholstery	
Manufacturer	Knoll
Name	Amplify
Fabric Type	Panel
Product No.	W1215
Color	4 Trona
Width	66"
Content	100% Recycled Polyester
Fabric Repeat	H: 0.25 Inches V: 0.25 Inches
Contact	Kathryn Boehme
Phone Number	800-627-2018
Special Instructions	kboehme@knoll.com



Supplier shall be responsible for verifying the accuracy and completeness of the specified product number for the product described and shall notify the designer of any discrepancies prior to placing the product on order. Manufacturer and Supply Dealer shall certify that this product meets regulations of the jurisdiction in which the project is located and includes required stamps, certification and labeling.

☐ Seaming Diagram
 ☐ Strike-Off
 ☐ Finish Sample
 ☐ Cutting
 ☒ Shop Dwgs
 ☐ Prototype
 ☐ Flame Certificate

- Manufacturer to submit sample of C.O.M. for designer's written approval prior to purchasing and fabrication of total quantity.
- All finish samples must be submitted to Gensler for approval prior to fabrication, including fabric, metal, stone and wood samples.
- Shop drawings, manufacturer data sheet, or prototype must be submitted to Gensler for approval prior to fabrication.
- Quantities listed do not include any overage or attic stock. Purchasing agent shall verify quantities prior to purchasing.
- Client and/or the Purchasing Agent are solely responsible for all quantities.
- Manufacturer representative listed to review product description and product number and notify Designer of any error or conflict in specification as indicated.

- All images, photographs, renderings of specified items contained in this specification package are for general design intent and reference only.
- Manufacturer to provide all required hardware and instructions for proper installation.
- Manufacturer to provide with heavy duty cleats for wall hung security mount to wall. Confirm with Contractor that required blocking is installed properly.

D-03R-L				
<i>To Be Installed in the Following Locations:</i>				Total 1 Group

Room #	Qty	Unit	Room Name
220	1	Group	Reception

Distribution	
Prepared by	Stacy Reed, IIDA, LEED AP ID+C

Furniture Schedule

Gensler

Project Name	UH Classroom and Business Building	Issue Date	10-21-11
Project Location	Houston, Texas	Revision Date	
Project Number	02.7044.101	File	5FD
Item	Director's Desk	This is page	1 of 2

Furniture

Item Code D-04L-P Knoll **Manufacturer** Knoll

Product No.

Description Dividends workstations consisting of the following components: 60" W x 30" D laminate worksurface with square pvc edge, open A-style metal leg with laminate modesty panel. 90" W x 24" D return worksurface with laminate top, square pvc edge and grommet. 60" W x 19" D laminate credenza worksurface with laminate top and square pvc edge. One 60" W wall attached overhead unit with locking sliding door, one 30" W wall attached overhead unit with flip-up locking door, task lights and tackpanels below. Two, 2-high lateral files at rear, tower unit with wardrobe left, hinged door and file, file pedestal below right. Includes one mobile Box, Box, File pedestal, three (3) 85" H Bookcase and one 42" dia laminate top table.

Finish(es) Top/Modesty: Walnut 127
Edge: Walnut
Legs: Beige Mist Metallic 611
Cases: Soft Grey 117
Faces: Soft Grey 117

Dimensions
see above
W D H AH SH

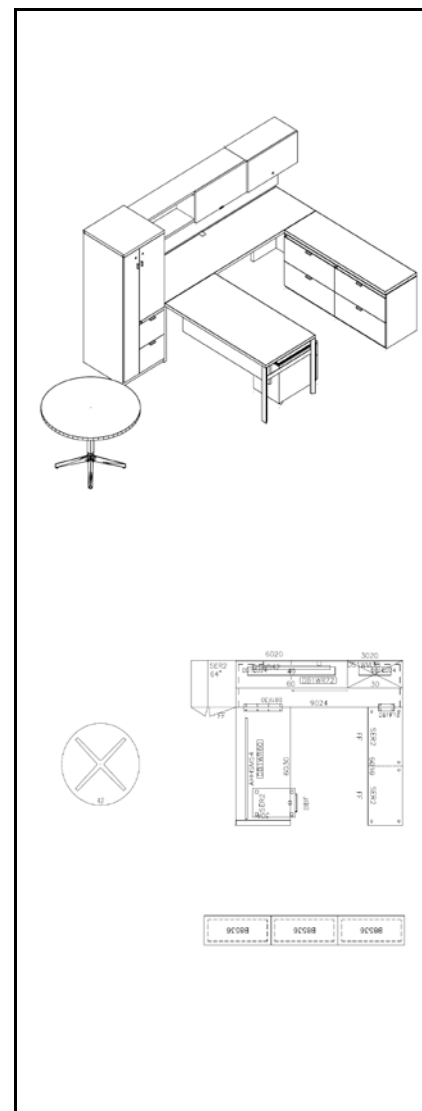
Lock/Keying

Contact Susan Quarles

Phone Number 281-216-8227

Email Susan.Quarles@knoll.com

Special Instructions



Upholstery

Manufacturer Knoll

Name Amplify

Fabric Type Panel

Product No. W1215

Color 4 Trona

Width 66"

Content 100% Recycled Polyester


Fabric Repeat H: 0.25 Inches
V: 0.25 Inches

Contact Kathryn Boehme

Phone Number 800-627-2018

Email kboehme@knoll.com

Special Instructions



Supplier shall be responsible for verifying the accuracy and completeness of the specified product number for the product described and shall notify the designer of any discrepancies prior to placing the product on order. Manufacturer and Supply Dealer shall certify that this product meets regulations of the jurisdiction in which the project is located and includes required stamps, certification and labeling.

☐ Seaming Diagram
 ☐ Strike-Off
 ☐ Finish Sample
 ☐ Cutting
 ☒ Shop Dwgs
 ☐ Prototype
 ☐ Flame Certificate

- Manufacturer to submit sample of C.O.M. for designer's written approval prior to purchasing and fabrication of total quantity.

- All finish samples must be submitted to Gensler for approval prior to fabrication, including fabric, metal, stone and wood samples.
- Shop drawings, manufacturer data sheet, or prototype must be submitted to Gensler for approval prior to fabrication.
- Quantities listed do not include any overage or attic stock. Purchasing agent shall verify quantities prior to purchasing.
Client and/or the Purchasing Agent are solely responsible for all quantities.
- Manufacturer representative listed to review product description and product number and notify Designer of any error or conflict in specification as indicated.
- All images, photographs, renderings of specified items contained in this specification package are for general design intent and reference only.
- Manufacturer to provide all required hardware and instructions for proper installation.
- Manufacturer to provide with heavy duty cleats for wall hung security mount to wall. Confirm with Contractor that required blocking is installed properly.

D-04L-P Knoll				Total	1 Group
<i>To Be Installed in the Following Locations:</i>					

Room #	Qty	Unit	Room Name
424R	1	Group	Directors Office

- Shop drawings, manufacturer data sheet, or prototype must be submitted to Gensler for approval prior to fabrication.
- Quantities listed do not include any overage or attic stock. Purchasing agent shall verify quantities prior to purchasing.
Client and/or the Purchasing Agent are solely responsible for all quantities.
- Manufacturer representative listed to review product description and product number and notify Designer of any error or conflict in specification as indicated.
- All images, photographs, renderings of specified items contained in this specification package are for general design intent and reference only.
- Manufacturer to provide all required hardware and instructions for proper installation.
- Manufacturer to provide with heavy duty cleats for wall hung security mount to wall. Confirm with Contractor that required blocking is installed properly.

D-04L-P Watson			
<i>To Be Installed in the Following Locations:</i>			Total 1 Group

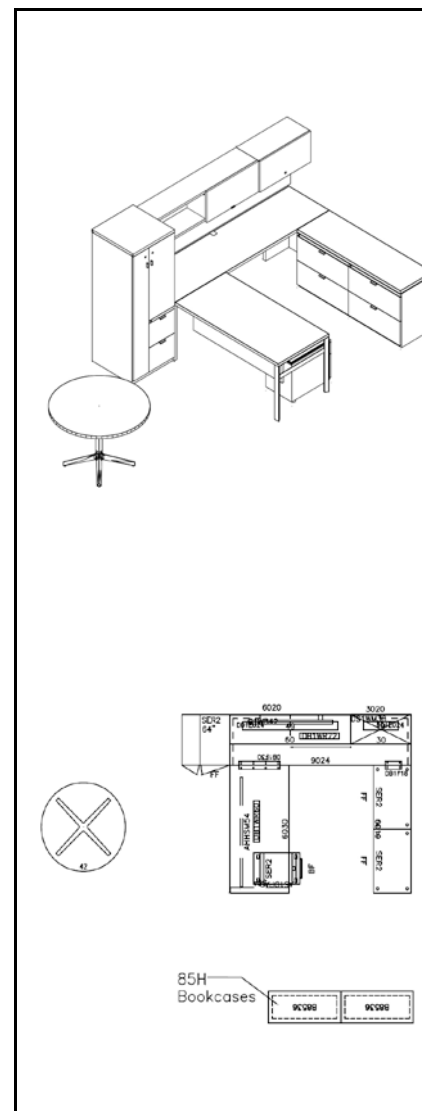
Room #	Qty	Unit	Room Name
424R	1	Group	Directors Office

Furniture Schedule


Gensler

Project Name	UH Classroom and Business Building	Issue Date	10-21-11
Project Location	Houston, Texas	Revision Date	
Project Number	02.7044.101	File	5FD
Item	Director's Desk	This is page	1 of 2

Furniture	
Item Code	D-04L-W Knoll
Manufacturer	Knoll
Product No.	
Description	Dividends workstations consisting of the following components: 60" W x 30" D laminate worksurface with square pvc edge, open A-style metal leg with laminate modesty panel. 90" W x 24" D return worksurface with laminate top, square pvc edge and grommet. 60" W x 19" D laminate credenza worksurface with laminate top and square pvc edge. One 60" W wall attached overhead unit with locking sliding door, one 30" W wall attached overhead unit with flip-up locking door, task lights and tackpanels below. Two, 2-high lateral files at rear, tower unit with wardrobe left, hinged door and file, file pedestal below right. Includes one mobile Box, Box, File pedestal, three (3) 85" H Bookcase and one 42" dia laminate top table.
Finish(es)	Top: Laminate Bright White 118 Edge: Bright White Legs: Silver 613 Cases: Soft Grey 117 Faces: Soft Grey 117
Dimensions	see above W D H AH SH
Lock/Keying	
Contact	Susan Quarles
Phone Number	281-216-8227
Email	Susan.Quarles@knoll.com
Special Instructions	



Upholstery
Manufacturer
Name
Fabric Type
Product No.
Color
Width
Content
Fabric Repeat
Contact
Phone Number
Email
Special Instructions



Supplier shall be responsible for verifying the accuracy and completeness of the specified product number for the product described and shall notify the designer of any discrepancies prior to placing the product on order. Manufacturer and Supply Dealer shall certify that this product meets regulations of the jurisdiction in which the project is located and includes required stamps, certification and labeling.

<input type="checkbox"/> Seaming Diagram	<input type="checkbox"/> Strike-Off	<input type="checkbox"/> Finish Sample	<input type="checkbox"/> Cutting	<input checked="" type="checkbox"/> Shop Dwgs	<input type="checkbox"/> Prototype	<input type="checkbox"/> Flame Certificate
--	-------------------------------------	--	----------------------------------	---	------------------------------------	--

• Manufacturer to submit sample of C.O.M. for designer's written approval prior to purchasing and fabrication of total quantity.

- All finish samples must be submitted to Gensler for approval prior to fabrication, including fabric, metal, stone and wood samples.
- Shop drawings, manufacturer data sheet, or prototype must be submitted to Gensler for approval prior to fabrication.
- Quantities listed do not include any overage or attic stock. Purchasing agent shall verify quantities prior to purchasing.
Client and/or the Purchasing Agent are solely responsible for all quantities.
- Manufacturer representative listed to review product description and product number and notify Designer of any error or conflict in specification as indicated.
- All images, photographs, renderings of specified items contained in this specification package are for general design intent and reference only.
- Manufacturer to provide all required hardware and instructions for proper installation.
- Manufacturer to provide with heavy duty cleats for wall hung security mount to wall. Confirm with Contractor that required blocking is installed properly.

D-04L-W Knoll				Total	1 Group
<i>To Be Installed in the Following Locations:</i>					

Room #	Qty	Unit	Room Name
220C	1	Group	Directors Office

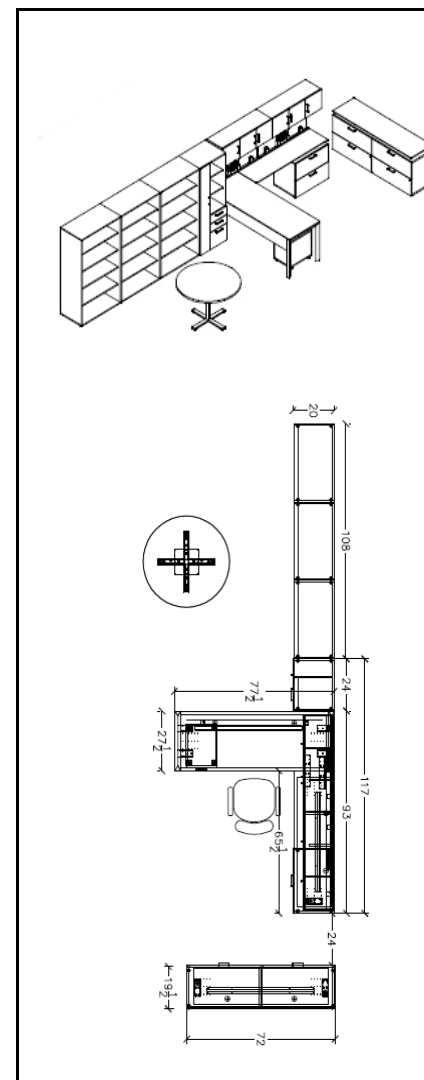
Distribution	
Prepared by	Stacy Reed, IIDA, LEED AP ID+C

Furniture Schedule


Gensler

Project Name	UH Classroom and Business Building	Issue Date	10-21-11
Project Location	Houston, Texas	Revision Date	
Project Number	02.7044.101	File	5FD
Item	Director's Desk	This is page	1 of 2

Furniture					
Item Code	D-04L-W Watson	Manufacturer	Watson		
Product No.					
Description	Miro workstations consisting of the following components: 78" W x 28" D laminate worksurface with reverse knife edge, bridge metal leg with steel modesty panel. 66" W x 20" D return worksurface with laminate top, reverse knife edge and reveal to allow cord access. 72" W x 20" D laminate credenza worksurface with laminate top and reverse knife edge. Two 45" W x 15" D x 15" H wall attached overhead units with locking doors, task lights and tackpanels below. Two, 2-high lateral files at rear, tower unit with wardrobe left, open shelf and box, box, file pedestal below right. Includes one mobile Box, Box, File pedestal, three (3) 66" H Bookcases and one 42" dia laminate top table.				
Finish(es)	Top: Frosty White Edge: Clear Stain Legs/Modesty: White Aluminum Cases: White Linen Faces: White Linen				
Dimensions	see above				
	W	D	H	AH	SH
Lock/Keying					
Contact	Miriam Campbell				
Phone Number	512-474-1223				
Email	miriam@jmcassociates.com				
Special Instructions					



Upholstery					
Manufacturer	Watson				
Name	Drift				
Fabric Type	Panel				
Product No.	2539				
Color	020 Alabaster				
Width	66"				
Content	100% Recycled Polyester				
Fabric Repeat	H: 0.25 Inches V: 0.25 Inches				
Contact	Miriam Campbell				
Phone Number	512-474-1223				
Email	miriam@jmcassociates.com				
Special Instructions					



Supplier shall be responsible for verifying the accuracy and completeness of the specified product number for the product described and shall notify the designer of any discrepancies prior to placing the product on order. Manufacturer and Supply Dealer shall certify that this product meets regulations of the jurisdiction in which the project is located and includes required stamps, certification and labeling.

☐ Seaming Diagram
 ☐ Strike-Off
 ☐ Finish Sample
 ☐ Cutting
 ☒ Shop Dwgs
 ☐ Prototype
 ☐ Flame Certificate

- Manufacturer to submit sample of C.O.M. for designer's written approval prior to purchasing and fabrication of total quantity.
- All finish samples must be submitted to Gensler for approval prior to fabrication, including fabric, metal, stone and wood samples.

- Shop drawings, manufacturer data sheet, or prototype must be submitted to Gensler for approval prior to fabrication.
- Quantities listed do not include any overage or attic stock. Purchasing agent shall verify quantities prior to purchasing.
Client and/or the Purchasing Agent are solely responsible for all quantities.
- Manufacturer representative listed to review product description and product number and notify Designer of any error or conflict in specification as indicated.
- All images, photographs, renderings of specified items contained in this specification package are for general design intent and reference only.
- Manufacturer to provide all required hardware and instructions for proper installation.
- Manufacturer to provide with heavy duty cleats for wall hung security mount to wall. Confirm with Contractor that required blocking is installed properly.

D-04L-W Watson			
<i>To Be Installed in the Following Locations:</i>			Total 1 Group

Room #	Qty	Unit	Room Name
220C	1	Group	Directors Office

Distribution	
Prepared by	Stacy Reed, IIDA, LEED AP ID+C

Furniture Schedule

Gensler

Project Name	UH Classroom and Business Building	Issue Date	10-21-11
Project Location	Houston, Texas	Revision Date	
Project Number	02.7044.101	File	5FD
Item	Director's Desk	This is page	1 of 2

Furniture

Item Code D-04R-P Knoll **Manufacturer** Knoll

Product No.

Description Dividends workstations consisting of the following components: 60" W x 30" D laminate worksurface with square pvc edge, open A-style metal leg with laminate modesty panel. 90" W x 24" D return worksurface with laminate top, square pvc edge and grommet. 60" W x 19" D laminate credenza worksurface with laminate top and square pvc edge. One 60" W wall attached overhead unit with locking sliding door, one 30" W wall attached overhead unit with flip-up locking door, task lights and tackpanels below. Two, 2-high lateral files at rear, tower unit with wardrobe left, hinged door and file, file pedestal below right. Includes one mobile Box, Box, File pedestal, three (3) 85" H Bookcase and one 42" dia laminate top table.

Finish(es) Top/Modesty: Walnut 127
Edge: Walnut
Legs: Beige Mist Metallic 611
Cases: Soft Grey 117
Faces: Soft Grey 117

Dimensions see above
W D H AH SH

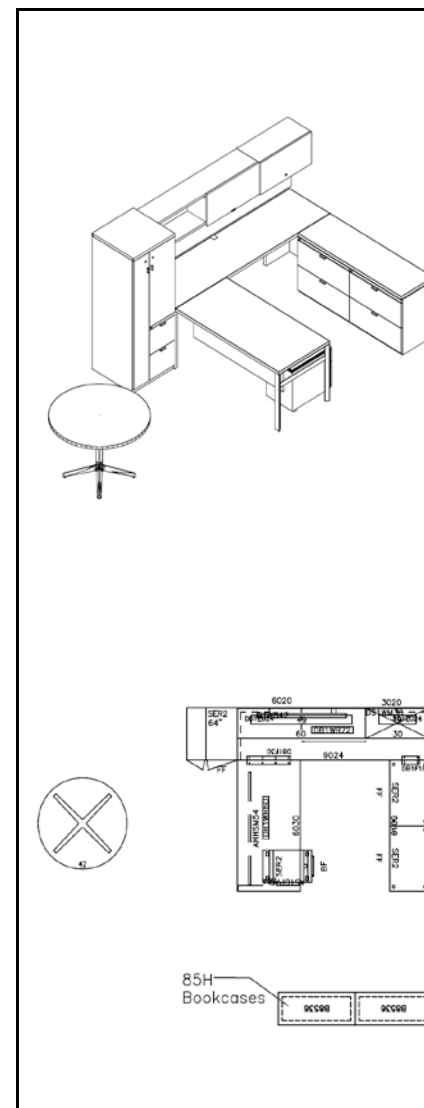
Lock/Keying

Contact Susan Quarles

Phone Number 281-216-8227

Email Susan.Quarles@knoll.com

Special Instructions



Upholstery

Manufacturer Knoll

Name Amplify

Fabric Type Panel

Product No. W1215

Color 4 Trona

Width 66"

Content 100% Recycled Polyester


Fabric Repeat H: 0.25 Inches
V: 0.25 Inches

Contact Kathryn Boehme

Phone Number 800-627-2018

Email kboehme@knoll.com

Special Instructions



Supplier shall be responsible for verifying the accuracy and completeness of the specified product number for the product described and shall notify the designer of any discrepancies prior to placing the product on order. Manufacturer and Supply Dealer shall certify that this product meets regulations of the jurisdiction in which the project is located and includes required stamps, certification and labeling.

☐ Seaming Diagram ☐ Strike-Off ☐ Finish Sample ☐ Cutting ☐ Shop Dwgs ☐ Prototype ☐ Flame Certificate

- Manufacturer to submit sample of C.O.M. for designer's written approval prior to purchasing and fabrication of total quantity.

- All finish samples must be submitted to Gensler for approval prior to fabrication, including fabric, metal, stone and wood samples.
- Shop drawings, manufacturer data sheet, or prototype must be submitted to Gensler for approval prior to fabrication.
- Quantities listed do not include any overage or attic stock. Purchasing agent shall verify quantities prior to purchasing.
Client and/or the Purchasing Agent are solely responsible for all quantities.
- Manufacturer representative listed to review product description and product number and notify Designer of any error or conflict in specification as indicated.
- All images, photographs, renderings of specified items contained in this specification package are for general design intent and reference only.
- Manufacturer to provide all required hardware and instructions for proper installation.
- Manufacturer to provide with heavy duty cleats for wall hung security mount to wall. Confirm with Contractor that required blocking is installed properly.

D-04R-P Knoll			
<i>To Be Installed in the Following Locations:</i>			Total 3 Group

Room #	Qty	Unit	Room Name
302K	1	Group	Directors Office
304B	1	Group	Directors Office
424D	1	Group	Directors Office

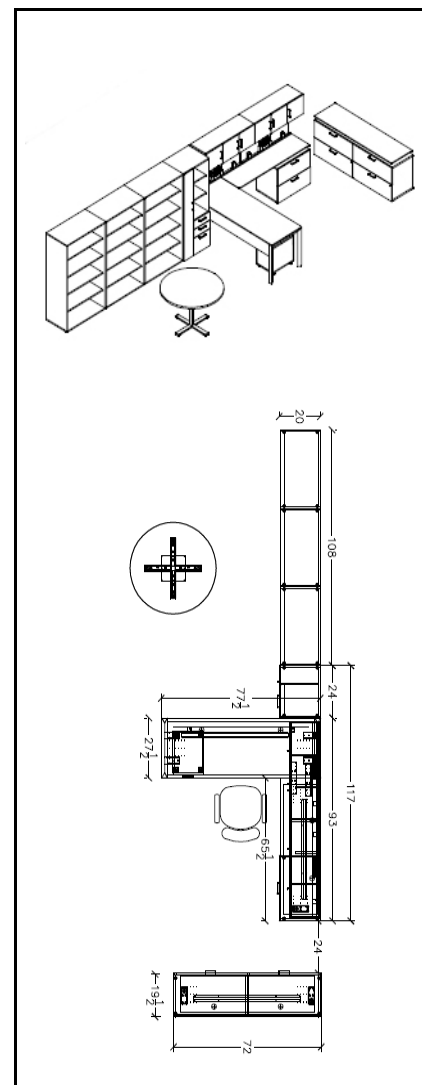
Distribution	
Prepared by	Stacy Reed, IIDA, LEED AP ID+C

Furniture Schedule


Gensler

Project Name	UH Classroom and Business Building	Issue Date	10-21-11
Project Location	Houston, Texas	Revision Date	
Project Number	02.7044.101	File	5FD
Item	Director's Desk	This is page	1 of 2

Furniture					
Item Code	D-04R-P Watson	Manufacturer Watson			
Product No.					
Description	Miro workstations consisting of the following components: 78" W x 28" D laminate worksurface with reverse knife edge, metal leg with steel modesty panel. 66" W x 20" D return worksurface with laminate top, reverse knife edge and reveal to allow cord access. 72" W x 20" D laminate credenza worksurface with laminate top and reverse knife edge and two, 2-high lateral files at rear. Two 45" W x 15" D x 15" H wall attached overhead units with locking doors, task lights and tackpanels below. Tower unit with wardrobe left, open shelf and box, box, file pedestal below right. Includes one mobile Box, Box, File pedestal, three (3) 66" H Bookcases and one 42" dia laminate top table.				
Finish(es)	Top: COL Formica 858-58 Pumice Edge: Clear Stain Legs/Modesty: Dark Champagne Faces: Colombian Walnut Cases: Dark Champagne				
Dimensions	see above				
	W	D	H	AH	SH
Lock/Keying					
Contact	Miriam Campbell				
Phone Number	512-474-1223				
Email	miriam@jmcassociates.com				
Special Instructions					



Upholstery					
Manufacturer	Watson				
Name	Drift				
Fabric Type	Panel				
Product No.	2539				
Color	020 Alabaster				
Width	66"				
Content	100% Recycled Polyester				
Fabric Repeat	H: 0.25 Inches V: 0.25 Inches				
Contact	Miriam Campbell				
Phone Number	512-474-1223				
Email	miriam@jmcassociates.com				
Special Instructions					



Supplier shall be responsible for verifying the accuracy and completeness of the specified product number for the product described and shall notify the designer of any discrepancies prior to placing the product on order. Manufacturer and Supply Dealer shall certify that this product meets regulations of the jurisdiction in which the project is located and includes required stamps, certification and labeling.

- ☐ Seaming Diagram
 ☐ Strike-Off
 ☐ Finish Sample
 ☐ Cutting
 ☒ Shop Dwgs
 ☐ Prototype
 ☐ Flame Certificate

- Manufacturer to submit sample of C.O.M. for designer's written approval prior to purchasing and fabrication of total quantity.

- All finish samples must be submitted to Gensler for approval prior to fabrication, including fabric, metal, stone and wood samples.
- Shop drawings, manufacturer data sheet, or prototype must be submitted to Gensler for approval prior to fabrication.
- Quantities listed do not include any overage or attic stock. Purchasing agent shall verify quantities prior to purchasing.
Client and/or the Purchasing Agent are solely responsible for all quantities.
- Manufacturer representative listed to review product description and product number and notify Designer of any error or conflict in specification as indicated.
- All images, photographs, renderings of specified items contained in this specification package are for general design intent and reference only.
- Manufacturer to provide all required hardware and instructions for proper installation.
- Manufacturer to provide with heavy duty cleats for wall hung security mount to wall. Confirm with Contractor that required blocking is installed properly.

D-04R-P Watson <i>To Be Installed in the Following Locations:</i>				Total	3 Group
--	--	--	--	--------------	----------------

Room #	Qty	Unit	Room Name
302K	1	Group	Directors Office
304B	1	Group	Directors Office
424D	1	Group	Directors Office

Furniture Schedule

Gensler

Project Name	UH Classroom and Business Building	Issue Date	10-21-11
Project Location	Houston, Texas	Revision Date	
Project Number	02.7044.101	File	5FD
Item	Director's Desk	This is page	1 of 2

Furniture

Item Code D-05L-P Knoll **Manufacturer** Knoll

Product No.

Description Dividends workstations consisting of the following components: 60" W x 30" D laminate worksurface with square pvc edge, open A-style metal leg with laminate modesty panel. 90" W x 24" D return worksurface with laminate top, square pvc edge and grommet. 60" W x 19" D laminate credenza worksurface with laminate top and square pvc edge. One 60" W wall attached overhead unit with locking sliding door, one 30" W wall attached overhead unit with flip-up locking door, task lights and tackpanels below. Two, 2-high lateral files at rear, tower unit with wardrobe left, hinged door and file, file pedestal below right. Includes one mobile Box, Box, File pedestal, three (3) 85" H Bookcases and one 36" W x 72" D laminate top table.

Finish(es) Top/Modesty: Walnut 127
Edge: Walnut
Legs: Beige Mist Metallic 611
Cases: Soft Grey 117
Faces: Soft Grey 117

Dimensions
see above
W D H AH SH


Lock/Keying

Contact Susan Quarles

Phone Number 281-216-8227

Email Susan_Quarles@knoll.com

Special Instructions



Upholstery

Manufacturer Knoll

Name Amplify

Fabric Type Panel

Product No. W1215

Color 4 Trona

Width 66"

Content 100% Recycled Polyester


Fabric Repeat H: 0.25 Inches
V: 0.25 Inches

Contact Kathryn Boehme

Phone Number 800-627-2018

Email kboehme@knoll.com

Special Instructions



Supplier shall be responsible for verifying the accuracy and completeness of the specified product number for the product described and shall notify the designer of any discrepancies prior to placing the product on order. Manufacturer and Supply Dealer shall certify that this product meets regulations of the jurisdiction in which the project is located and includes required stamps, certification and labeling.

☐ Seaming Diagram
 ☐ Strike-Off
 ☐ Finish Sample
 ☐ Cutting
 ☒ Shop Dwgs
 ☐ Prototype
 ☐ Flame Certificate

- Manufacturer to submit sample of C.O.M. for designer's written approval prior to purchasing and fabrication of total quantity.

- All finish samples must be submitted to Gensler for approval prior to fabrication, including fabric, metal, stone and wood samples.
- Shop drawings, manufacturer data sheet, or prototype must be submitted to Gensler for approval prior to fabrication.
- Quantities listed do not include any overage or attic stock. Purchasing agent shall verify quantities prior to purchasing.
Client and/or the Purchasing Agent are solely responsible for all quantities.
- Manufacturer representative listed to review product description and product number and notify Designer of any error or conflict in specification as indicated.
- All images, photographs, renderings of specified items contained in this specification package are for general design intent and reference only.
- Manufacturer to provide all required hardware and instructions for proper installation.
- Manufacturer to provide with heavy duty cleats for wall hung security mount to wall. Confirm with Contractor that required blocking is installed properly.

D-05L-P Knoll <i>To Be Installed in the Following Locations:</i>				Total	1 Group
--	--	--	--	--------------	----------------

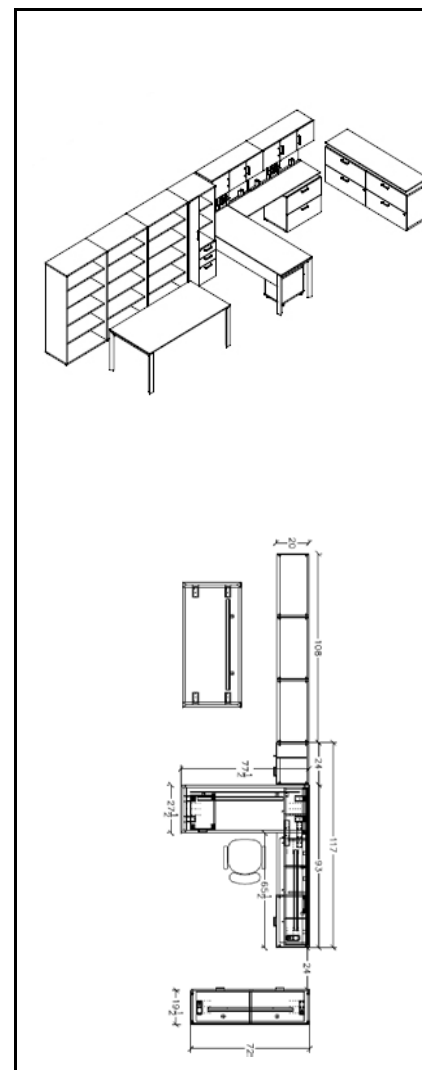
Room #	Qty	Unit	Room Name
528	1	Group	Directors Office

Furniture Schedule


Gensler

Project Name	UH Classroom and Business Building	Issue Date	10-21-11
Project Location	Houston, Texas	Revision Date	
Project Number	02.7044.101	File	5FD
Item	Director's Desk	This is page	1 of 2

Furniture					
Item Code	D-05L-P Watson	Manufacturer	Watson		
Product No.					
Description	Miro workstations consisting of the following components: 78" W x 28" D laminate worksurface with reverse knife edge, metal leg with metal modesty panel. 66" W x 20" D return worksurface with laminate top, reverse knife edge and reveal to allow cord access. 72" W x 20" D laminate credenza worksurface with laminate top and reverse knife edge and two, 2-high lateral files at rear. Two 45" W x 15" D x 15" H wall attached overhead units with locking doors, task lights and tackpanels below. Tower unit with wardrobe left, open shelf and box, box, file pedestal below right. Includes one mobile Box, Box, File pedestal, three (3) 66" H Bookcases and one 36" x 72" rectangular laminate top table				
Finish(es)	Top: COL Formica 858-58 Pumice Edge: Clear Stain Legs: Dark Champagne Faces: Colombian Walnut Cases: Dark Champagne				
Dimensions	see above				
	W	D	H	AH	SH
Lock/Keying					
Contact	Miriam Campbell				
Phone Number	512-474-1223				
Email	miriam@jmcassociates.com				
Special Instructions					



Upholstery		
Manufacturer	Watson	
Name	Drift	
Fabric Type	Panel	
Product No.	2539	
Color	020 Alabaster	
Width	66"	
Content	100% Recycled Polyester	
Fabric Repeat	H: 0.25 Inches V: 0.25 Inches	
Contact	Miriam Campbell	
Phone Number	512-474-1223	
Email	miriam@jmcassociates.com	
Special Instructions		



Supplier shall be responsible for verifying the accuracy and completeness of the specified product number for the product described and shall notify the designer of any discrepancies prior to placing the product on order. Manufacturer and Supply Dealer shall certify that this product meets regulations of the jurisdiction in which the project is located and includes required stamps, certification and labeling.

☐ Seaming Diagram
 ☐ Strike-Off
 ☐ Finish Sample
 ☐ Cutting
 ☒ Shop Dwgs
 ☐ Prototype
 ☐ Flame Certificate

- Manufacturer to submit sample of C.O.M. for designer's written approval prior to purchasing and fabrication of total quantity.
- All finish samples must be submitted to Gensler for approval prior to fabrication, including fabric, metal, stone and wood samples.

- Shop drawings, manufacturer data sheet, or prototype must be submitted to Gensler for approval prior to fabrication.
- Quantities listed do not include any overage or attic stock. Purchasing agent shall verify quantities prior to purchasing.
Client and/or the Purchasing Agent are solely responsible for all quantities.
- Manufacturer representative listed to review product description and product number and notify Designer of any error or conflict in specification as indicated.
- All images, photographs, renderings of specified items contained in this specification package are for general design intent and reference only.
- Manufacturer to provide all required hardware and instructions for proper installation.
- Manufacturer to provide with heavy duty cleats for wall hung security mount to wall. Confirm with Contractor that required blocking is installed properly.

To Be Installed in the Following Locations: **Total 1 Group**

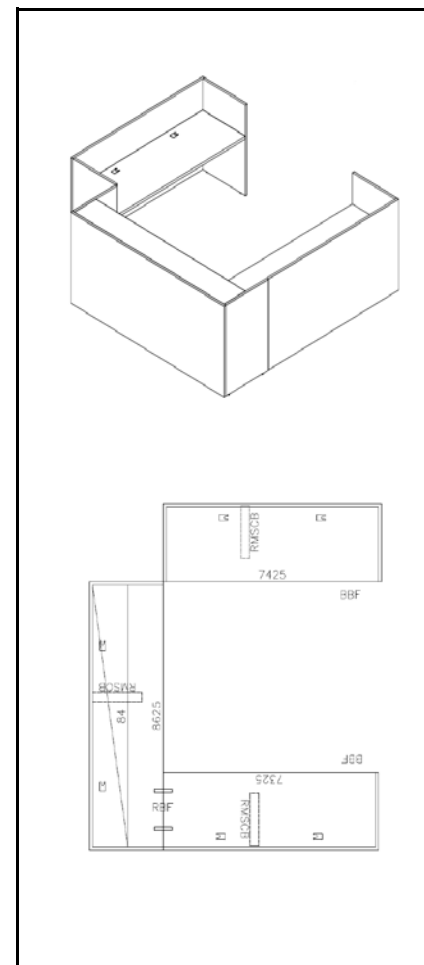
Room #	Qty	Unit	Room Name
528	1	Group	Directors Office

Furniture Schedule


Gensler

Project Name	UH Classroom and Business Building	Issue Date	10-21-11
Project Location	Houston, Texas	Revision Date	
Project Number	02.7044.101	File	5FD
Item	U-Shaped Reception Desk - Light	This is page	1 of 2

Furniture	
Item Code	D-06-L
Manufacturer	Knoll
Product No.	
Description	Reff Gallery Surround U-shaped reception desk unit consisting of: 72" W x 24 " D worksurface with two grommets, 84" W x 24" D return worksurface with two grommets, and 86" W x 12" D transaction counter with tackable surface below. 72" W x 24 " D credenza unit with grommets at rear. Includes two (2) box, box, file pedestals.
Finish(es)	Worksurface Tops/Edge: Bright White 118 Transaction Top/Edge: Maple V316 Storage Cases: Soft Grey 117 Storage Fronts: Maple V316 Gallery Surround: Maple V316 Pulls: Silver 613
Dimensions	see above <div style="display: flex; justify-content: space-around; width: 100%;"> W D H AH SH </div>
Lock/Keying	
Contact	Susan Quarles
Phone Number	281-216-8227
Email	Susan_Quarles@knoll.com
Special Instructions	



Upholstery	
Manufacturer	Knoll
Name	Amplify
Fabric Type	Panel
Product No.	W1215
Color	4 Trona
Width	66"
Content	100% Recycled Polyester
Fabric Repeat	H: 0.25 Inches V: 0.25 Inches
Contact	Kathryn Boehme
Phone Number	800-627-2018
Special Instructions	kboehme@knoll.com



Supplier shall be responsible for verifying the accuracy and completeness of the specified product number for the product described and shall notify the designer of any discrepancies prior to placing the product on order. Manufacturer and Supply Dealer shall certify that this product meets regulations of the jurisdiction in which the project is located and includes required stamps, certification and labeling.

☐ Seaming Diagram
 ☐ Strike-Off
 ☐ Finish Sample
 ☐ Cutting
 ☒ Shop Dwgs
 ☐ Prototype
 ☐ Flame Certificate

- Manufacturer to submit sample of C.O.M. for designer's written approval prior to purchasing and fabrication of total quantity.
- All finish samples must be submitted to Gensler for approval prior to fabrication, including fabric, metal, stone and wood samples.
- Shop drawings, manufacturer data sheet, or prototype must be submitted to Gensler for approval prior to fabrication.
- Quantities listed do not include any overage or attic stock. Purchasing agent shall verify quantities prior to purchasing.
Client and/or the Purchasing Agent are solely responsible for all quantities.
- Manufacturer representative listed to review product description and product number and notify Designer of any error or conflict in specification as indicated.

- All images, photographs, renderings of specified items contained in this specification package are for general design intent and reference only.
- Manufacturer to provide all required hardware and instructions for proper installation.
- Manufacturer to provide with heavy duty cleats for wall hung security mount to wall. Confirm with Contractor that required blocking is installed properly.

D-06-L			
<i>To Be Installed in the Following Locations:</i>			Total 1 Group

Room #	Qty	Unit	Room Name
242	1	Group	Reception

Furniture Schedule

Gensler

Project Name	UH Classroom and Business Building	Issue Date	10-21-11
Project Location	Houston, Texas	Revision Date	
Project Number	02.7044.101	File	5FD
Item	U-Shaped Reception Desk - Dark	This is page	1 of 2

Furniture

Item Code D-07-D **Manufacturer** Knoll

Product No.

Description Reff Gallery Surround U-shaped reception desk unit consisting of: 72" W x 24 " D worksurface with two grommets, 84" W x 24" D return worksurface with two grommets, and 86" W x 12" D transaction counter with tackable surface below. 72" W x 24 " D credenza unit at rear. Includes two (2) box, box, file pedestals.

Finish(es) Worksurface Tops/Edge: Pumice 119
Transaction Top/Edge: Peacock Green Walnut V415
Storage Cases: Soft Grey 117
Storage Fronts: Peacock Green Walnut V415
Gallery Surround: Peacock Green Walnut V415
Pulls: Beige Mist Metallic 611

Dimensions
see above
W D H AH SH

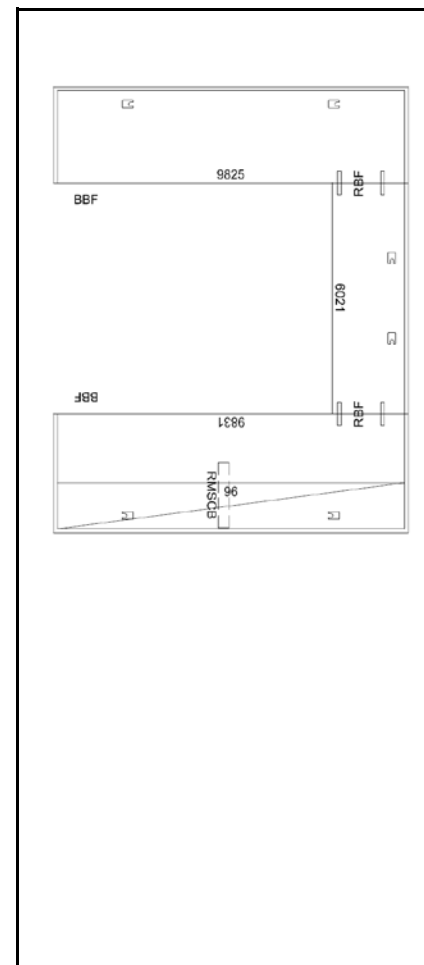
Lock/Keying

Contact Susan Quarles

Phone Number 281-216-8227

Email Susan_Quarles@knoll.com

Special Instructions



Upholstery

Manufacturer Knoll

Name Amplify

Fabric Type Panel

Product No. W1215

Color 4 Trona

Width 66"


Content 100% Recycled Polyester

Fabric Repeat H: 0.25 Inches
V: 0.25 Inches

Contact Kathryn Boehme

Phone Number 800-627-2018

Special Instructions kboehme@knoll.com



Supplier shall be responsible for verifying the accuracy and completeness of the specified product number for the product described and shall notify the designer of any discrepancies prior to placing the product on order. Manufacturer and Supply Dealer shall certify that this product meets regulations of the jurisdiction in which the project is located and includes required stamps, certification and labeling.

☐ Seaming Diagram ☐ Strike-Off ☐ Finish Sample ☐ Cutting ☒ Shop Dwgs ☐ Prototype ☐ Flame Certificate

- Manufacturer to submit sample of C.O.M. for designer's written approval prior to purchasing and fabrication of total quantity.
- All finish samples must be submitted to Gensler for approval prior to fabrication, including fabric, metal, stone and wood samples.
- Shop drawings, manufacturer data sheet, or prototype must be submitted to Gensler for approval prior to fabrication.
- Quantities listed do not include any overage or attic stock. Purchasing agent shall verify quantities prior to purchasing.
Client and/or the Purchasing Agent are solely responsible for all quantities.
- Manufacturer representative listed to review product description and product number and notify Designer of any error or conflict in specification as indicated.

- All images, photographs, renderings of specified items contained in this specification package are for general design intent and reference only.
- Manufacturer to provide all required hardware and instructions for proper installation.
- Manufacturer to provide with heavy duty cleats for wall hung security mount to wall. Confirm with Contractor that required blocking is installed properly.

D-07-D			
<i>To Be Installed in the Following Locations:</i>			Total 1 Group

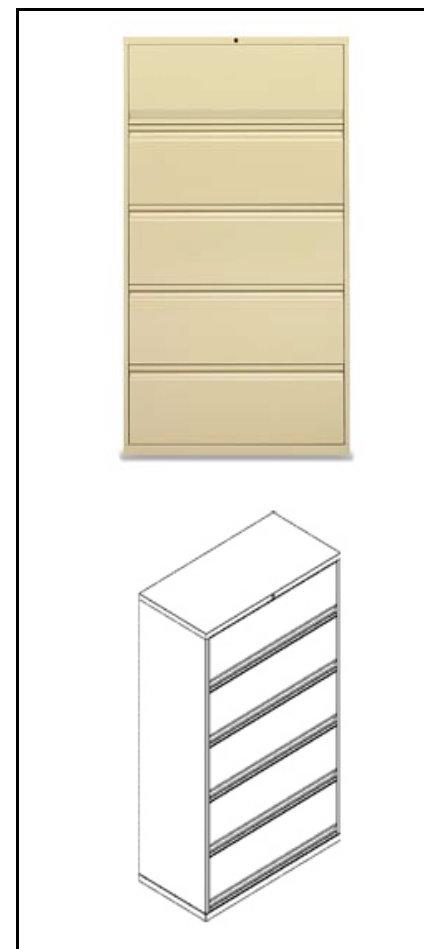
Room #	Qty	Unit	Room Name
424T	1	Group	Reception

Furniture Schedule

Gensler

Project Name	UH Classroom and Business Building	Issue Date	10-21-11
Project Location	Houston, Texas	Revision Date	
Project Number	02.7044.101	File	5FD
Item	30" W 5-high Lateral File	This is page	1 of 2

Furniture					
Item Code	F-30-5		Manufacturer Knoll		
Product No.	C2F6430CMCCCC				
Description	Calibre five-high locking lateral file with one (1) receding door with pullout shelf and four (4) drawers with intergral pull. Include front-to-back and side-to-side filing rails and counterweight.				
Finish(es)	Cases: Soft Grey 117 Faces: Soft Grey 117				
Dimensions	30"	18"	64-1/2"		
	W	D	H	AH	SH
Lock/Keying					
Contact	Susan Quarles				
Phone Number	281-216-8227				
Email	Susan_Quarles@knoll.com				
Special Instructions					



Upholstery					
Manufacturer					
Name					
Fabric Type					
Product No.					
Color					
Width					
Content					
Fabric Repeat					
Contact					
Phone Number					
Email					
Special Instructions					

Upholstery

Supplier shall be responsible for verifying the accuracy and completeness of the specified product number for the product described and shall notify the designer of any discrepancies prior to placing the product on order. Manufacturer and Supply Dealer shall certify that this product meets regulations of the jurisdiction in which the project is located and includes required stamps, certification and labeling.

☐ Seaming Diagram
 ☐ Strike-Off
 ☐ Finish Sample
 ☐ Cutting
 ☐ Shop Dwgs
 ☐ Prototype
 ☐ Flame Certificate

- Manufacturer to submit sample of C.O.M. for designer's written approval prior to purchasing and fabrication of total quantity.
 - All finish samples must be submitted to Gensler for approval prior to fabrication, including fabric, metal, stone and wood samples.
 - Shop drawings, manufacturer data sheet, or prototype must be submitted to Gensler for approval prior to fabrication.
 - Quantities listed do not include any overage or attic stock. Purchasing agent shall verify quantities prior to purchasing.
- Client and/or the Purchasing Agent are solely responsible for all quantities.

- Manufacturer representative listed to review product description and product number and notify Designer of any error or conflict in specification as indicated.
- All images, photographs, renderings of specified items contained in this specification package are for general design intent and reference only.
- Manufacturer to provide all required hardware and instructions for proper installation.
- Manufacturer to provide with heavy duty cleats for wall hung security mount to wall. Confirm with Contractor that required blocking is installed properly.


F-30-5	
<i>To Be Installed in the Following Locations:</i>	Total 19 Each

Room #	Qty	Unit	Room Name
129	1	Each	Staff Office
202	1	Each	Clinical Office
204A	1	Each	Grad Student
206	1	Each	Clinical Office
402A	1	Each	Clinical Office
402B	1	Each	Clinical Office
402C	1	Each	Clinical Office
402D	1	Each	Clinical Office
402E	1	Each	Clinical Office
402F	1	Each	Clinical Office
402G	1	Each	Clinical Office
402J	1	Each	Clinical Office
402K	1	Each	Clinical Office
402L	1	Each	Clinical Office
402M	1	Each	Clinical Office
402N	1	Each	Clinical Office
402P	1	Each	Clinical Office
404	1	Each	Clinical Office
406	1	Each	Clinical Office

Distribution	
Prepared by	Stacy Reed, IIDA, LEED AP ID+C

Project Name	UH Classroom and Business Building	Issue Date	10-21-11
Project Location	Houston, Texas	Revision Date	
Project Number	02.7044.101	File	5FD
Item	42" W 5-high Lateral File	This is page	1 of 2

Furniture					
Item Code	F-42-5		Manufacturer Knoll		
Product No.	C2F6442CMCCCC				
Description	Calibre five-high locking lateral file with one (1) receding door with pullout shelf and four (4) drawers with intergral pull. Include front-to-back and side-to-side filing rails and counterweight.				
Finish(es)	Cases: Soft Grey 117 Faces: Soft Grey 117				
Dimensions	42"	18"	64-1/2"		
	W	D	H	AH	SH
Lock/Keying					
Contact	Susan Quarles				
Phone Number	281-216-8227				
Email	Susan_Quarles@knoll.com				
Special Instructions					



Upholstery	
Manufacturer	
Name	
Fabric Type	
Product No.	
Color	
Width	
Content	
Fabric Repeat	
Contact	
Phone Number	
Email	
Special Instructions	

Upholstery

Supplier shall be responsible for verifying the accuracy and completeness of the specified product number for the product described and shall notify the designer of any discrepancies prior to placing the product on order. Manufacturer and Supply Dealer shall certify that this product meets regulations of the jurisdiction in which the project is located and includes required stamps, certification and labeling.

☐ Seaming Diagram
 ☐ Strike-Off
 ☐ Finish Sample
 ☐ Cutting
 ☐ Shop Dwgs
 ☐ Prototype
 ☐ Flame Certificate

- Manufacturer to submit sample of C.O.M. for designer's written approval prior to purchasing and fabrication of total quantity.
 - All finish samples must be submitted to Gensler for approval prior to fabrication, including fabric, metal, stone and wood samples.
 - Shop drawings, manufacturer data sheet, or prototype must be submitted to Gensler for approval prior to fabrication.
 - Quantities listed do not include any overage or attic stock. Purchasing agent shall verify quantities prior to purchasing.
- Client and/or the Purchasing Agent are solely responsible for all quantities.

- Manufacturer representative listed to review product description and product number and notify Designer of any error or conflict in specification as indicated.
- All images, photographs, renderings of specified items contained in this specification package are for general design intent and reference only.
- Manufacturer to provide all required hardware and instructions for proper installation.
- Manufacturer to provide with heavy duty cleats for wall hung security mount to wall. Confirm with Contractor that required blocking is installed properly.

F-42-5	
<i>To Be Installed in the Following Locations:</i>	Total 10 Each

Room #	Qty	Unit	Room Name
424W	10	Each	Records Storage

Furniture Schedule

Gensler

Project Name	UH Classroom and Business Building	Issue Date	10-21-11
Project Location	Houston, Texas	Revision Date	
Project Number	02.7044.101	File	5FD
Item	Lectern	This is page	1 of 2

Furniture											
Item Code	L-01C Manufacturer Versteel										
Product No.	ENLE 1625L										
Description	Entourage lectern with laminate doors and back panel. Includes 3form shield, casters and cup holders.										
Finish(es)	Frame: CM Champagne Cabinet & Shelf: CM Champagne Doors & Back Panel: Wilsonart 7943K-07 Colombian Walnut Shield: 3form Solo Pull: 1B										
Dimensions	<table border="0"> <tr> <td>25"</td> <td>16"</td> <td>47.74"</td> <td></td> <td></td> </tr> <tr> <td>W</td> <td>D</td> <td>H</td> <td>AH</td> <td>SH</td> </tr> </table>	25"	16"	47.74"			W	D	H	AH	SH
25"	16"	47.74"									
W	D	H	AH	SH							
Lock/Keying											
Contact	Miriam Campbell										
Phone Number	512-474-1223										
Email	miriam@jmcassociates.com										
Special Instructions											



Upholstery
Manufacturer
Name
Fabric Type
Product No.
Color
Width
Content
Fabric Repeat
Contact
Phone Number
Special Instructions

Upholstery

Supplier shall be responsible for verifying the accuracy and completeness of the specified product number for the product described and shall notify the designer of any discrepancies prior to placing the product on order. Manufacturer and Supply Dealer shall certify that this product meets regulations of the jurisdiction in which the project is located and includes required stamps, certification and labeling.

☐ Seaming Diagram
 ☐ Strike-Off
 ☐ Finish Sample
 ☐ Cutting
 ☐ Shop Dwgs
 ☐ Prototype
 ☐ Flame Certificate

- Manufacturer to submit sample of C.O.M. for designer's written approval prior to purchasing and fabrication of total quantity.
- All finish samples must be submitted to Gensler for approval prior to fabrication, including fabric, metal, stone and wood samples.
- Shop drawings, manufacturer data sheet, or prototype must be submitted to Gensler for approval prior to fabrication.
- Quantities listed do not include any overage or attic stock. Purchasing agent shall verify quantities prior to purchasing. Client and/or the Purchasing Agent are solely responsible for all quantities.
- Manufacturer representative listed to review product description and product number and notify Designer of any error or conflict in specification as indicated.
- All images, photographs, renderings of specified items contained in this specification package are for general design intent and reference only.
- Manufacturer to provide all required hardware and instructions for proper installation.
- Manufacturer to provide with heavy duty cleats for wall hung security mount to wall. Confirm with Contractor that required

blocking is installed properly.

L-01C

To Be Installed in the Following Locations:

Total 8 Each

Room #	Qty	Unit	Room Name
310	1	Each	Classroom
328	1	Each	Meeting/Dining
410	1	Each	Classroom
502	1	Each	Seminar Room
506	1	Each	Seminar Room
508	1	Each	Seminar Room
524	1	Each	Conference
538	1	Each	Conference

Distribution

Prepared by

Stacy Reed, IIDA, LEED AP ID+C

Furniture Schedule

Gensler

Project Name	UH Classroom and Business Building	Issue Date	10-21-11
Project Location	Houston, Texas	Revision Date	
Project Number	02.7044.101	File	5FD
Item	Lectern	This is page	1 of 2

Furniture											
Item Code	L-01G Manufacturer Versteel										
Product No.	ENLE 1625L										
Description	Entourage lectern with laminate doors and back panel. Includes 3form shield, casters and cup holders.										
Finish(es)	Frame: CM Champagne Cabinet & Shelf: CM Champagne Doors & Back Panel: Wilsonart 4877-38 Grey Mesh Shield: 3form Solo Pull: 1B										
Dimensions	<table> <tr> <td>25"</td> <td>16"</td> <td>47.74"</td> <td></td> <td></td> </tr> <tr> <td>W</td> <td>D</td> <td>H</td> <td>AH</td> <td>SH</td> </tr> </table>	25"	16"	47.74"			W	D	H	AH	SH
25"	16"	47.74"									
W	D	H	AH	SH							
Lock/Keying											
Contact	Miriam Campbell										
Phone Number	512-474-1223										
Email	miriam@jmcassociates.com										
Special Instructions											



Upholstery
Manufacturer
Name
Fabric Type
Product No.
Color
Width
Content
Fabric Repeat
Contact
Phone Number
Special Instructions

Upholstery

Supplier shall be responsible for verifying the accuracy and completeness of the specified product number for the product described and shall notify the designer of any discrepancies prior to placing the product on order. Manufacturer and Supply Dealer shall certify that this product meets regulations of the jurisdiction in which the project is located and includes required stamps, certification and labeling.

☐ Seaming Diagram
 ☐ Strike-Off
 ☐ Finish Sample
 ☐ Cutting
 ☐ Shop Dwgs
 ☐ Prototype
 ☐ Flame Certificate

- Manufacturer to submit sample of C.O.M. for designer's written approval prior to purchasing and fabrication of total quantity.
- All finish samples must be submitted to Gensler for approval prior to fabrication, including fabric, metal, stone and wood samples.
- Shop drawings, manufacturer data sheet, or prototype must be submitted to Gensler for approval prior to fabrication.
- Quantities listed do not include any overage or attic stock. Purchasing agent shall verify quantities prior to purchasing. Client and/or the Purchasing Agent are solely responsible for all quantities.
- Manufacturer representative listed to review product description and product number and notify Designer of any error or conflict in specification as indicated.
- All images, photographs, renderings of specified items contained in this specification package are for general design intent and reference only.
- Manufacturer to provide all required hardware and instructions for proper installation.
- Manufacturer to provide with heavy duty cleats for wall hung security mount to wall. Confirm with Contractor that required

blocking is installed properly.

L-01G	
<i>To Be Installed in the Following Locations:</i>	Total 2 Each

Room #	Qty	Unit	Room Name
510	1	Each	Student Orgs Meeting
522	1	Each	Student Orgs Meeting

Distribution	
Prepared by	Stacy Reed, IIDA, LEED AP ID+C

Furniture Schedule

Gensler

Project Name	UH Classroom and Business Building	Issue Date	10-21-11
Project Location	Houston, Texas	Revision Date	
Project Number	02.7044.101	File	5FD
Item	Lectern	This is page	1 of 2

Furniture											
Item Code	L-01W Manufacturer Versteel										
Product No.	ENLE 1625L										
Description	Entourage lectern with laminate doors and back panel. Includes 3form shield, casters and cup holders.										
Finish(es)	Frame: Nimbus Cabinet & Shelf: Nimbus Doors & Back Panel: Wilsonart 1573-60 Frosty White Shield: 3form Solo Pull: 1B										
Dimensions	<table> <tr> <td>25"</td> <td>16"</td> <td>47.74"</td> <td></td> <td></td> </tr> <tr> <td>W</td> <td>D</td> <td>H</td> <td>AH</td> <td>SH</td> </tr> </table>	25"	16"	47.74"			W	D	H	AH	SH
25"	16"	47.74"									
W	D	H	AH	SH							
Lock/Keying											
Contact	Miriam Campbell										
Phone Number	512-474-122										
Email	miriam@jmcassociates.com										
Special Instructions											



Upholstery
Manufacturer
Name
Fabric Type
Product No.
Color
Width
Content
Fabric Repeat
Contact
Phone Number
Special Instructions

Upholstery

Supplier shall be responsible for verifying the accuracy and completeness of the specified product number for the product described and shall notify the designer of any discrepancies prior to placing the product on order. Manufacturer and Supply Dealer shall certify that this product meets regulations of the jurisdiction in which the project is located and includes required stamps, certification and labeling.

☐ Seaming Diagram
 ☐ Strike-Off
 ☐ Finish Sample
 ☐ Cutting
 ☐ Shop Dwgs
 ☐ Prototype
 ☐ Flame Certificate

- Manufacturer to submit sample of C.O.M. for designer's written approval prior to purchasing and fabrication of total quantity.
- All finish samples must be submitted to Gensler for approval prior to fabrication, including fabric, metal, stone and wood samples.
- Shop drawings, manufacturer data sheet, or prototype must be submitted to Gensler for approval prior to fabrication.
- Quantities listed do not include any overage or attic stock. Purchasing agent shall verify quantities prior to purchasing. Client and/or the Purchasing Agent are solely responsible for all quantities.
- Manufacturer representative listed to review product description and product number and notify Designer of any error or conflict in specification as indicated.
- All images, photographs, renderings of specified items contained in this specification package are for general design intent and reference only.
- Manufacturer to provide all required hardware and instructions for proper installation.
- Manufacturer to provide with heavy duty cleats for wall hung security mount to wall. Confirm with Contractor that required blocking is installed properly.

L-01W

To Be Installed in the Following Locations:

Total 5 Each

Room #	Qty	Unit	Room Name
212	1	Each	Classroom
214	1	Each	Classroom
226	1	Each	Classroom
228	1	Each	Classroom
230	1	Each	Classroom

Distribution

Prepared by

Stacy Reed, IIDA, LEED AP ID+C

Furniture Schedule

Gensler

Project Name	UH Classroom and Business Building	Issue Date	10-21-11
Project Location	Houston, Texas	Revision Date	
Project Number	02.7044.101	File	5FD
Item	Mobile Teaching Station	This is page	1 of 2

Furniture					
Item Code	L-03C		Manufacturer KI		
Product No.					
Description	All Terrain Mobile Instruct Desk unit with laminate table, metal modesty and metal Y-leg with casters. Attached lectern with laminate top, metal case and castered base.				
Finish(es)	Top: COL Wilsonart 7943K-07 Colombian Walnut Edge: BL Black Case/Leg: CM Champagne Metallic Modesty Panel: CM Champagne Metallic				
Dimensions Desk	4'-6"	24"			
	W	D	H	AH	SH
Dimensions Lectern	1'-6"	1'-6"			
	W	D	H	AH	SH
Lock/Keying					
Contact	David Gafrick				
Phone Number	713-880-2329				
Email	david.gafrick@ki.com				
Special Instructions					



Upholstery					
Manufacturer					
Name					
Fabric Type					
Product No.					
Color					
Width					
Content					
Fabric Repeat					
Contact					
Phone Number					
Special Instructions					

Upholstery

Supplier shall be responsible for verifying the accuracy and completeness of the specified product number for the product described and shall notify the designer of any discrepancies prior to placing the product on order. Manufacturer and Supply Dealer shall certify that this product meets regulations of the jurisdiction in which the project is located and includes required stamps, certification and labeling.

☐ Seaming Diagram
 ☐ Strike-Off
 ☐ Finish Sample
 ☐ Cutting
 ☐ Shop Dwgs
 ☐ Prototype
 ☐ Flame Certificate

- Manufacturer to submit sample of C.O.M. for designer's written approval prior to purchasing and fabrication of total quantity.
- All finish samples must be submitted to Gensler for approval prior to fabrication, including fabric, metal, stone and wood samples.
- Shop drawings, manufacturer data sheet, or prototype must be submitted to Gensler for approval prior to fabrication.
- Quantities listed do not include any overage or attic stock. Purchasing agent shall verify quantities prior to purchasing.
Client and/or the Purchasing Agent are solely responsible for all quantities.
- Manufacturer representative listed to review product description and product number and notify Designer of any error or conflict in specification as indicated.

- All images, photographs, renderings of specified items contained in this specification package are for general design intent and reference only.
- Manufacturer to provide all required hardware and instructions for proper installation.
- Manufacturer to provide with heavy duty cleats for wall hung security mount to wall. Confirm with Contractor that required blocking is installed properly.

L-03C		
To Be Installed in the Following Locations:		Total 8 Each

Room #	Qty	Unit	Room Name
310	1	Each	Classroom
328	1	Each	Meeting/Dining
410	1	Each	Classroom
502	1	Each	Seminar Room
506	1	Each	Seminar Room
508	1	Each	Seminar Room
524	1	Each	Conference
538	1	Each	Conference

Furniture Schedule

Gensler

Project Name	UH Classroom and Business Building	Issue Date	10-21-11
Project Location	Houston, Texas	Revision Date	
Project Number	02.7044.101	File	5FD
Item	Mobile Teaching Station	This is page	1 of 2

Furniture					
Item Code	L-03S		Manufacturer KI		
Product No.					
Description	All Terrain Mobile Instruct Desk unit with laminate table, metal modesty and metal Y-leg with casters. Attached lectern with laminate top, metal case and castered base.				
Finish(es)	Top: COL Formica Graystone 464-58 Edge: GR Blue Grey Case/Leg: GR Blue Grey Modesty Panel: SX Starlight Silver				
Dimensions Desk	4'-6"	24"			
	W	D	H	AH	SH
Dimensions Lectern	1'-6"	1'-6"			
	W	D	H	AH	SH
Lock/Keying					
Contact	David Gafrick				
Phone Number	713-880-2329				
Email	david.gafrick@ki.com				
Special Instructions					



Upholstery					
Manufacturer					
Name					
Fabric Type					
Product No.					
Color					
Width					
Content					
Fabric Repeat					
Contact					
Phone Number					
Special Instructions					

Upholstery

Supplier shall be responsible for verifying the accuracy and completeness of the specified product number for the product described and shall notify the designer of any discrepancies prior to placing the product on order. Manufacturer and Supply Dealer shall certify that this product meets regulations of the jurisdiction in which the project is located and includes required stamps, certification and labeling.

☐ Seaming Diagram
 ☐ Strike-Off
 ☐ Finish Sample
 ☐ Cutting
 ☐ Shop Dwgs
 ☐ Prototype
 ☐ Flame Certificate

- Manufacturer to submit sample of C.O.M. for designer's written approval prior to purchasing and fabrication of total quantity.
- All finish samples must be submitted to Gensler for approval prior to fabrication, including fabric, metal, stone and wood samples.
- Shop drawings, manufacturer data sheet, or prototype must be submitted to Gensler for approval prior to fabrication.
- Quantities listed do not include any overage or attic stock. Purchasing agent shall verify quantities prior to purchasing.
Client and/or the Purchasing Agent are solely responsible for all quantities.
- Manufacturer representative listed to review product description and product number and notify Designer of any error or conflict in specification as indicated.

- All images, photographs, renderings of specified items contained in this specification package are for general design intent and reference only.
- Manufacturer to provide all required hardware and instructions for proper installation.
- Manufacturer to provide with heavy duty cleats for wall hung security mount to wall. Confirm with Contractor that required blocking is installed properly.

L-03S		
<i>To Be Installed in the Following Locations:</i>		Total 9 Each

Room #	Qty	Unit	Room Name
104	1	Each	Classroom
106	1	Each	Classroom
108	1	Each	Classroom
110	1	Each	Classroom
118	1	Each	Classroom
120	1	Each	Classroom
122	1	Each	Classroom
124	1	Each	Classroom
126	1	Each	Classroom

Furniture Schedule

Gensler

Project Name	UH Classroom and Business Building	Issue Date	10-21-11
Project Location	Houston, Texas	Revision Date	
Project Number	02.7044.101	File	5FD
Item	Large Lounge Chair	This is page	1 of 1

Furniture					
Item Code	LG-01-A		Manufacturer IDEON		
Product No.					
Description	Composium Sharp fully upholstered lounge chair with tapered wood foot.				
Finish(es)	Foot: Tapered Wood: Espresso				
Dimensions					
	31"	28"	34"	26"	19.5"
	W	D	H	AH	SH
Lock/Keying					
Contact	Miriam Campbell				
Phone Number	512-474-1223				
Email	miriam@jmcassociates.com				
Special Instructions					



Upholstery	Seat	Frame
Manufacturer	Knoll	ArcCom
Name	Vibe	Block Party
Fabric Type	Upholstery	Upholstery
Product No.	K1029/11	AC-69674
Color	Gossip	Cherry #5
Width	54 inches	54 inches
Content	100% Polyurethane, Polyester knit backing	49% Cotton, 35% Nylon, 16% Polyester
Fabric Repeat	None	Approx 9"H x 11-1/2" V
Contact	Kathryn Boehme Bielinski	Ed Sargent
Phone Number	713.629.5665	713.961.1537
Special Instructions	Nanotex Stain resistant finish	



Supplier shall be responsible for verifying the accuracy and completeness of the specified product number for the product described and shall notify the designer of any discrepancies prior to placing the product on order. Manufacturer and Supply Dealer shall certify that this product meets regulations of the jurisdiction in which the project is located and includes required stamps, certification and labeling.

☐ Seaming Diagram
 ☐ Strike-Off
 ☒ Finish Sample
 ☒ Cutting
 ☐ Shop Dwgs
 ☐ Prototype
 ☐ Flame Certificate

- Manufacturer to submit sample of C.O.M. for designer's written approval prior to purchasing and fabrication of total quantity.
- All finish samples must be submitted to Gensler for approval prior to fabrication, including fabric, metal, stone and wood samples.
- Shop drawings, manufacturer data sheet, or prototype must be submitted to Gensler for approval prior to fabrication.
- Quantities listed do not include any overage or attic stock. Purchasing agent shall verify quantities prior to purchasing. Client and/or the Purchasing Agent are solely responsible for all quantities.
- Manufacturer representative listed to review product description and product number and notify Designer of any error or conflict in specification as indicated.
- All images, photographs, renderings of specified items contained in this specification package are for general design intent and reference only.
- Manufacturer to provide all required hardware and instructions for proper installation.
- Manufacturer to provide with heavy duty cleats for wall hung security mount to wall. Confirm with Contractor that required blocking is installed properly.

LG-01-A

To Be Installed in the Following Locations:

Total 6 Each

Room #	Qty	Unit	Room Name
103	4	Each	Informal Meeting
408	2	Each	Student Lounge

Distribution

Prepared by Stacy Reed, IIDA, LEED AP ID+C

Furniture Schedule

Gensler

Project Name	UH Classroom and Business Building	Issue Date	10-21-11
Project Location	Houston, Texas	Revision Date	
Project Number	02.7044.101	File	5FD
Item	Large Lounge Chair	This is page	1 of 1

Furniture	
Item Code	LG-01-B
Manufacturer	IDEON
Product No.	
Description	Composium Sharp fully upholstered lounge chair with tapered wood foot.
Finish(es)	Foot: tapered wood: espresso
Dimensions	
	31" 28" 34" 26" 19.5"
	W D H AH SH
Lock/Keying	
Contact	Miriam Campbell
Phone Number	512-474-1223
Email	miriam@jmcassociates.com
Special Instructions	



Upholstery	
Manufacturer	Maharam
Name	Mechanism
Fabric Type	Upholstery
Product No.	465952
Color	010 Pearl
Width	54 inches
Content	100% Polyester
Fabric Repeat	
Contact	Patricia Fairfield
Phone Number	214.281.3160
Special Instructions	



Supplier shall be responsible for verifying the accuracy and completeness of the specified product number for the product described and shall notify the designer of any discrepancies prior to placing the product on order. Manufacturer and Supply Dealer shall certify that this product meets regulations of the jurisdiction in which the project is located and includes required stamps, certification and labeling.

☐ Seaming Diagram
 ☐ Strike-Off
 ☒ Finish Sample
 ☒ Cutting
 ☐ Shop Dwgs
 ☐ Prototype
 ☐ Flame Certificate

- Manufacturer to submit sample of C.O.M. for designer's written approval prior to purchasing and fabrication of total quantity.
- All finish samples must be submitted to Gensler for approval prior to fabrication, including fabric, metal, stone and wood samples.
- Shop drawings, manufacturer data sheet, or prototype must be submitted to Gensler for approval prior to fabrication.
- Quantities listed do not include any overage or attic stock. Purchasing agent shall verify quantities prior to purchasing. Client and/or the Purchasing Agent are solely responsible for all quantities.
- Manufacturer representative listed to review product description and product number and notify Designer of any error or conflict in specification as indicated.
- All images, photographs, renderings of specified items contained in this specification package are for general design intent and reference only.
- Manufacturer to provide all required hardware and instructions for proper installation.
- Manufacturer to provide with heavy duty cleats for wall hung security mount to wall. Confirm with Contractor that required blocking is installed properly.

LG-01-B

To Be Installed in the Following Locations:

Total 4 Each

Room #

103

Qty

4

Unit

Each

Room Name

Informal Meeting

Distribution

Prepared by Stacy Reed, IIDA, LEED AP ID+C

Furniture Schedule


Gensler

Project Name	UH Classroom and Business Building	Issue Date	10-21-11
Project Location	Houston, Texas	Revision Date	
Project Number	02.7044.101	File	5FD
Item	Large Lounge Chair	This is page	1 of 1

Furniture	
Item Code	LG-01-C
Manufacturer	IDEON
Product No.	
Description	Composium Sharp fully upholstered lounge chair with tapered wood foot.
Finish(es)	Foot: tapered wood: espresso
Dimensions	
	31" 28" 34" 26" 19.5"
	W D H AH SH
Lock/Keying	
Contact	Miriam Campbell
Phone Number	512-474-1223
Email	miriam@jmcassociates.com
Special Instructions	



Upholstery	
Manufacturer	Designtex
Name	Spiro
Fabric Type	Upholstery
Product No.	3237-801
Color	Sharkskin
Width	54 inches
Content	41% Cotton, 40% Nylon, 19% Polyester
Fabric Repeat	8-3/4" V x 9"H
Contact	Benjamin Coy
Phone Number	713.8281644
Special Instructions	NanoSphere Finish



Supplier shall be responsible for verifying the accuracy and completeness of the specified product number for the product described and shall notify the designer of any discrepancies prior to placing the product on order. Manufacturer and Supply Dealer shall certify that this product meets regulations of the jurisdiction in which the project is located and includes required stamps, certification and labeling.

☐ Seaming Diagram
 ☐ Strike-Off
 ☒ Finish Sample
 ☒ Cutting
 ☐ Shop Dwgs
 ☐ Prototype
 ☐ Flame Certificate

- Manufacturer to submit sample of C.O.M. for designer's written approval prior to purchasing and fabrication of total quantity.
- All finish samples must be submitted to Gensler for approval prior to fabrication, including fabric, metal, stone and wood samples.
- Shop drawings, manufacturer data sheet, or prototype must be submitted to Gensler for approval prior to fabrication.
- Quantities listed do not include any overage or attic stock. Purchasing agent shall verify quantities prior to purchasing. Client and/or the Purchasing Agent are solely responsible for all quantities.
- Manufacturer representative listed to review product description and product number and notify Designer of any error or conflict in specification as indicated.
- All images, photographs, renderings of specified items contained in this specification package are for general design intent and reference only.
- Manufacturer to provide all required hardware and instructions for proper installation.
- Manufacturer to provide with heavy duty cleats for wall hung security mount to wall. Confirm with Contractor that required blocking is installed properly.

LG-01-C

To Be Installed in the Following Locations:

Total 10 Each

Room #	Qty	Unit	Room Name
200	6	Each	Informal Meeting Area
232	4	Each	Informal Meeting Area

Distribution

Prepared by Stacy Reed, IIDA, LEED AP ID+C

Furniture Schedule


Gensler

Project Name	UH Classroom and Business Building	Issue Date	10-21-11
Project Location	Houston, Texas	Revision Date	
Project Number	02.7044.101	File	5FD
Item	Large Lounge Chair	This is page	1 of 1

Furniture	
Item Code	LG-01-D Manufacturer IDEON
Product No.	
Description	Composium Sharp fully upholstered lounge chair with tapered wood foot.
Finish(es)	Foot: tapered wood: espresso
Dimensions	
	31" 28" 34" 26" 19.5"
	W D H AH SH
Lock/Keying	
Contact	Miriam Campbell
Phone Number	512-474-1223
Email	miriam@jmcassociates.com
Special Instructions	



Upholstery	
Manufacturer	Maharam
Name	Wafer
Fabric Type	Upholstery
Product No.	465330
Color	008 Crave
Width	54 inches
Content	100% Polyurethane
Fabric Repeat	
Contact	Patricia Fairfield
Phone Number	214.281.3160
Special Instructions	



Supplier shall be responsible for verifying the accuracy and completeness of the specified product number for the product described and shall notify the designer of any discrepancies prior to placing the product on order. Manufacturer and Supply Dealer shall certify that this product meets regulations of the jurisdiction in which the project is located and includes required stamps, certification and labeling.

☐ Seaming Diagram
 ☐ Strike-Off
 ☒ Finish Sample
 ☒ Cutting
 ☐ Shop Dwgs
 ☐ Prototype
 ☐ Flame Certificate

- Manufacturer to submit sample of C.O.M. for designer's written approval prior to purchasing and fabrication of total quantity.
- All finish samples must be submitted to Gensler for approval prior to fabrication, including fabric, metal, stone and wood samples.
- Shop drawings, manufacturer data sheet, or prototype must be submitted to Gensler for approval prior to fabrication.
- Quantities listed do not include any overage or attic stock. Purchasing agent shall verify quantities prior to purchasing. Client and/or the Purchasing Agent are solely responsible for all quantities.
- Manufacturer representative listed to review product description and product number and notify Designer of any error or conflict in specification as indicated.
- All images, photographs, renderings of specified items contained in this specification package are for general design intent and reference only.
- Manufacturer to provide all required hardware and instructions for proper installation.
- Manufacturer to provide with heavy duty cleats for wall hung security mount to wall. Confirm with Contractor that required blocking is installed properly.

LG-01-D

To Be Installed in the Following Locations:

Total 2 Each

Room #

200

Qty

2

Unit

Each

Room Name

Informal Meeting Area

Distribution

Prepared by Stacy Reed, IIDA, LEED AP ID+C

Furniture Schedule

Gensler

Project Name	UH Classroom and Business Building	Issue Date	10-21-11
Project Location	Houston, Texas	Revision Date	
Project Number	02.7044.101	File	5FD
Item	Large Lounge Chair	This is page	1 of 1

Furniture					
Item Code	LG-01-E		Manufacturer IDEON		
Product No.					
Description	Composium Sharp fully upholstered lounge chair with tapered wood foot.				
Finish(es)	Foot: tapered wood: espresso				
Dimensions	31"	28"	34"	26"	19.5"
	W	D	H	AH	SH
Lock/Keying					
Contact	Miriam Campbell				
Phone Number	512-474-1223				
Email	miriam@jmcassociates.com				
Special Instructions					



Upholstery	Seat	Frame
Manufacturer	ArcCom	ArcCom
Name	Mystic	Monte Carlo
Fabric Type	Upholstery	Upholstery
Product No.	AC-68711	AC-69644
Color	Ice Blue #2	Beach #5
Width	54 inches	54 inches
Content	55% Acrylic, 28% Polyester, 17% Cotton	66% Post consumer recycled polyester, 34%
Fabric Repeat		Approx 4-3/4" H x 4-3/4" V
Contact	Ed Sargent	Ed Sargent
Phone Number	713.961.1537	713.961.1537
Special Instructions	Crypton Green stain resistant finish	



Supplier shall be responsible for verifying the accuracy and completeness of the specified product number for the product described and shall notify the designer of any discrepancies prior to placing the product on order. Manufacturer and Supply Dealer shall certify that this product meets regulations of the jurisdiction in which the project is located and includes required stamps, certification and labeling.

☐ Seaming Diagram
 ☐ Strike-Off
 ☒ Finish Sample
 ☒ Cutting
 ☐ Shop Dwgs
 ☐ Prototype
 ☐ Flame Certificate

- Manufacturer to submit sample of C.O.M. for designer's written approval prior to purchasing and fabrication of total quantity.
- All finish samples must be submitted to Gensler for approval prior to fabrication, including fabric, metal, stone and wood samples.
- Shop drawings, manufacturer data sheet, or prototype must be submitted to Gensler for approval prior to fabrication.
- Quantities listed do not include any overage or attic stock. Purchasing agent shall verify quantities prior to purchasing. Client and/or the Purchasing Agent are solely responsible for all quantities.
- Manufacturer representative listed to review product description and product number and notify Designer of any error or conflict in specification as indicated.
- All images, photographs, renderings of specified items contained in this specification package are for general design intent and reference only.
- Manufacturer to provide all required hardware and instructions for proper installation.
- Manufacturer to provide with heavy duty cleats for wall hung security mount to wall. Confirm with Contractor that required blocking is installed properly.

LG-01-E

To Be Installed in the Following Locations:

Total 4 Each

Room #	Qty	Unit	Room Name
330	4	Each	Reception/ Lobby

Distribution

Prepared by Stacy Reed, IIDA, LEED AP ID+C

Furniture Schedule


Gensler

Project Name	UH Classroom and Business Building	Issue Date	10-21-11
Project Location	Houston, Texas	Revision Date	
Project Number	02.7044.101	File	5FD
Item	Large Lounge Chair	This is page	1 of 1

Furniture Item Code	LG-01-F	Manufacturer	IDEON		
Product No.					
Description	Composium Sharp fully upholstered lounge chair with tapered wood foot.				
Finish(es)	Foot: Tapered wood: Espresso				
Dimensions	31"	28"	34"	26"	19.5"
	W	D	H	AH	SH
Lock/Keying					
Contact	Miriam Campbell				
Phone Number	512-474-1223				
Email	miriam@jmcassociates.com				
Special Instructions					



Upholstery Manufacturer	Carnegie
Name	Paparazzi
Fabric Type	Upholstery
Product No.	6924
Color	30
Width	54 inches
Content	100% solution dyed nylon
Fabric Repeat	6-3/4"L x 5-1/4" W
Contact	Bob Sanford
Phone Number	713.524.1860
Special Instructions	Nanotex finish



Supplier shall be responsible for verifying the accuracy and completeness of the specified product number for the product described and shall notify the designer of any discrepancies prior to placing the product on order. Manufacturer and Supply Dealer shall certify that this product meets regulations of the jurisdiction in which the project is located and includes required stamps, certification and labeling.

☐ Seaming Diagram
 ☐ Strike-Off
 ☒ Finish Sample
 ☒ Cutting
 ☐ Shop Dwgs
 ☐ Prototype
 ☐ Flame Certificate

- Manufacturer to submit sample of C.O.M. for designer's written approval prior to purchasing and fabrication of total quantity.
- All finish samples must be submitted to Gensler for approval prior to fabrication, including fabric, metal, stone and wood samples.
- Shop drawings, manufacturer data sheet, or prototype must be submitted to Gensler for approval prior to fabrication.
- Quantities listed do not include any overage or attic stock. Purchasing agent shall verify quantities prior to purchasing. Client and/or the Purchasing Agent are solely responsible for all quantities.
- Manufacturer representative listed to review product description and product number and notify Designer of any error or conflict in specification as indicated.
- All images, photographs, renderings of specified items contained in this specification package are for general design intent and reference only.
- Manufacturer to provide all required hardware and instructions for proper installation.
- Manufacturer to provide with heavy duty cleats for wall hung security mount to wall. Confirm with Contractor that required blocking is installed properly.

LG-01-F

To Be Installed in the Following Locations:

Total 25 Each

Room #	Qty	Unit	Room Name
540	25	Each	Quiet Hall

Distribution

Prepared by Stacy Reed, IIDA, LEED AP ID+C

Furniture Schedule

Gensler

Project Name	UH Classroom and Business Building	Issue Date	10-21-11
Project Location	Houston, Texas	Revision Date	
Project Number	02.7044.101	File	5FD
Item	Large Lounge Chair	This is page	1 of 1

Furniture											
Item Code	LG-03-A Manufacturer Bernhardt										
Product No.	6852										
Description	Balance armless lounge chair with metal crossed base.										
Finish(es)	Base: Polished Aluminum										
Dimensions	<table> <tr> <td>31.5"</td> <td>31.5"</td> <td>27.5"</td> <td></td> <td>17"</td> </tr> <tr> <td>W</td> <td>D</td> <td>H</td> <td>AH</td> <td>SH</td> </tr> </table>	31.5"	31.5"	27.5"		17"	W	D	H	AH	SH
31.5"	31.5"	27.5"		17"							
W	D	H	AH	SH							
Lock/Keying											
Contact	Sally Rice										
Phone Number	713-666-8585										
Email	fergrice@sbcglobal.net										
Special Instructions											



Upholstery	
Manufacturer	Bernhardt
Name	Brisa
Fabric Type	Upholstery
Product No.	3802-223
Color	Bark
Width	54"
Content	100% Polyurethane surface with 100% reinforced rayon backing
Fabric Repeat	
Contact	Sally Rice
Phone Number	713-666-8585
Special Instructions	

Upholstery

Supplier shall be responsible for verifying the accuracy and completeness of the specified product number for the product described and shall notify the designer of any discrepancies prior to placing the product on order. Manufacturer and Supply Dealer shall certify that this product meets regulations of the jurisdiction in which the project is located and includes required stamps, certification and labeling.

☐ Seaming Diagram
 ☐ Strike-Off
 ☒ Finish Sample
 ☒ Cutting
 ☐ Shop Dwgs
 ☐ Prototype
 ☐ Flame Certificate

- Manufacturer to submit sample of C.O.M. for designer's written approval prior to purchasing and fabrication of total quantity.
- All finish samples must be submitted to Gensler for approval prior to fabrication, including fabric, metal, stone and wood samples.
- Shop drawings, manufacturer data sheet, or prototype must be submitted to Gensler for approval prior to fabrication.
- Quantities listed do not include any overage or attic stock. Purchasing agent shall verify quantities prior to purchasing. Client and/or the Purchasing Agent are solely responsible for all quantities.
- Manufacturer representative listed to review product description and product number and notify Designer of any error or conflict in specification as indicated.
- All images, photographs, renderings of specified items contained in this specification package are for general design intent and reference only.
- Manufacturer to provide all required hardware and instructions for proper installation.
- Manufacturer to provide with heavy duty cleats for wall hung security mount to wall. Confirm with Contractor that required blocking is installed properly.

LG-03-A

To Be Installed in the Following Locations:

Total 4 Each

Room #

312

Qty

4

Unit

Each

Room Name

Teleconference lobby

Distribution

Prepared by Stacy Reed, IIDA, LEED AP ID+C

Furniture Schedule


Gensler

Project Name	UH Classroom and Business Building	Issue Date	10-21-11
Project Location	Houston, Texas	Revision Date	
Project Number	02.7044.101	File	5FD
Item	Large Lounge Chair	This is page	1 of 1

Furniture					
Item Code	LG-05-A		Manufacturer	Keilhauer	
Product No.	8011				
Description	Meota fully upholstered barrel shaped lounge chair with concealed legs.				
Finish(es)	upholstery - see below				
Dimensions	33.25"	24.25"	28.5"	28.75"	17"
	W	D	H	AH	SH
Lock/Keying					
Contact	Sue Gorman				
Phone Number	713-522-0707				
email	sue@suegormanlp.com				
Special Instructions					



Upholstery	
Manufacturer	ArcCom
Name	Block Party
Fabric Type	Upholstery
Product No.	AC-69674
Color	Cherry # 5
Width	54 inches
Content	49% Cotton, 35% Nylon, 16% Polyester
Fabric Repeat	9" H x 11-1/2" V
Contact	Ed Sargent
Phone Number	713.961.1537
Special Instructions	Nanotex Stain resistant finish



Supplier shall be responsible for verifying the accuracy and completeness of the specified product number for the product described and shall notify the designer of any discrepancies prior to placing the product on order. Manufacturer and Supply Dealer shall certify that this product meets regulations of the jurisdiction in which the project is located and includes required stamps, certification and labeling.

☐ Seaming Diagram
 ☐ Strike-Off
 ☐ Finish Sample
 ☒ Cutting
 ☐ Shop Dwgs
 ☐ Prototype
 ☐ Flame Certificate

- Manufacturer to submit sample of C.O.M. for designer's written approval prior to purchasing and fabrication of total quantity.
- All finish samples must be submitted to Gensler for approval prior to fabrication, including fabric, metal, stone and wood samples.
- Shop drawings, manufacturer data sheet, or prototype must be submitted to Gensler for approval prior to fabrication.
- Quantities listed do not include any overage or attic stock. Purchasing agent shall verify quantities prior to purchasing. Client and/or the Purchasing Agent are solely responsible for all quantities.
- Manufacturer representative listed to review product description and product number and notify Designer of any error or conflict in specification as indicated.
- All images, photographs, renderings of specified items contained in this specification package are for general design intent and reference only.
- Manufacturer to provide all required hardware and instructions for proper installation.
- Manufacturer to provide with heavy duty cleats for wall hung security mount to wall. Confirm with Contractor that required blocking is installed properly.

LG-05-A <i>To Be Installed in the Following Locations:</i>		Total 12 Each
---	--	------------------------

Room #	Qty	Unit	Room Name
300	12	Each	MBA Commons

Distribution	
Prepared by	Stacy Reed, IIDA, LEED AP ID+C

Furniture Schedule


Gensler

Project Name	UH Classroom and Business Building	Issue Date	10-21-11
Project Location	Houston, Texas	Revision Date	
Project Number	02.7044.101	File	5FD
Item	Large Lounge Chair	This is page	1 of 1

Furniture					
Item Code	LG-05-B		Manufacturer	Keilhauer	
Product No.	8011				
Description	Meota fully upholstered barrel shaped lounge chair with concealed legs.				
Finish(es)	Upholstery - see below				
Dimensions	33.25"	24.25"	28.5"	28.75"	17"
	W	D	H	AH	SH
Lock/Keying					
Contact	Sue Gorman				
Phone Number	713-522-0707				
email	sue@suegormanlp.com				
Special Instructions					



Upholstery	
Manufacturer	Knoll
Name	Menagerie
Fabric Type	Upholstery
Product No.	K1322/5
Color	Cardinal
Width	54 inches
Content	Cotton 83%, Polyester 17%
Fabric Repeat	7-1/4" V x 1-1/4" H (approx)
Contact	Kathryn Boehme Bielinski
Phone Number	713.629.5665
Special Instructions	Nano-Tex enhanced spill repellent



Supplier shall be responsible for verifying the accuracy and completeness of the specified product number for the product described and shall notify the designer of any discrepancies prior to placing the product on order. Manufacturer and Supply Dealer shall certify that this product meets regulations of the jurisdiction in which the project is located and includes required stamps, certification and labeling.

☐ Seaming Diagram
 ☐ Strike-Off
 ☐ Finish Sample
 ☒ Cutting
 ☐ Shop Dwgs
 ☐ Prototype
 ☐ Flame Certificate

- Manufacturer to submit sample of C.O.M. for designer's written approval prior to purchasing and fabrication of total quantity.
- All finish samples must be submitted to Gensler for approval prior to fabrication, including fabric, metal, stone and wood samples.
- Shop drawings, manufacturer data sheet, or prototype must be submitted to Gensler for approval prior to fabrication.
- Quantities listed do not include any overage or attic stock. Purchasing agent shall verify quantities prior to purchasing. Client and/or the Purchasing Agent are solely responsible for all quantities.
- Manufacturer representative listed to review product description and product number and notify Designer of any error or conflict in specification as indicated.
- All images, photographs, renderings of specified items contained in this specification package are for general design intent and reference only.
- Manufacturer to provide all required hardware and instructions for proper installation.
- Manufacturer to provide with heavy duty cleats for wall hung security mount to wall. Confirm with Contractor that required blocking is installed properly.

LG-05-B

To Be Installed in the Following Locations:

Total 4 Each

Room #

504?

Qty

4

Unit

Each

Room Name

Reception

Distribution

Prepared by Stacy Reed, IIDA, LEED AP ID+C

Furniture Schedule

Gensler

Project Name	UH Classroom and Business Building	Issue Date	10-21-11
Project Location	Houston, Texas	Revision Date	
Project Number	02.7044.101	File	5FD
Item	Small Lounge Chair	This is page	1 of 1

Furniture	
Item Code	LG-06-A Manufacturer Stylex
Product No.	
Description	Paz Four leg lounge chair
Construction	
Finish(es)	PZ20 Toned Walnut, Walnut Shell with Upholstered seat pad, chrome le
Dimensions	
	26.5" 25" 27.5" +16" 15.25"
	W D H AH SH
Lock/Keying	
Contact	Jim Johnson
Phone Number	281.435.4941
Email	jjohnson@johnsonsimon.com
Special Instructions	



Upholstery	
Manufacturer	Bernhardt
Name	Brisa
Fabric Type	Upholstery
Product No.	3802-220
Color	Desert Clay
Width	54 inches
Content	100% Polyurethane surface with 100% reinforced rayon backing
Fabric Repeat	
Contact	Sally Rice
Phone Number	713.666.8585
Special Instructions	

Upholstery

Supplier shall be responsible for verifying the accuracy and completeness of the specified product number for the product described and shall notify the designer of any discrepancies prior to placing the product on order. Manufacturer and Supply Dealer shall certify that this product meets regulations of the jurisdiction in which the project is located and includes required stamps, certification and labeling.

☐ Seaming Diagram
 ☐ Strike-Off
 ☒ Finish Sample
 ☒ Cutting
 ☐ Shop Dwgs
 ☐ Prototype
 ☐ Flame Certificate

- Manufacturer to submit sample of C.O.M. for designer's written approval prior to purchasing and fabrication of total quantity.
- All finish samples must be submitted to Gensler for approval prior to fabrication, including fabric, metal, stone and wood samples.
- Shop drawings, manufacturer data sheet, or prototype must be submitted to Gensler for approval prior to fabrication.
- Quantities listed do not include any overage or attic stock. Purchasing agent shall verify quantities prior to purchasing. Client and/or the Purchasing Agent are solely responsible for all quantities.
- Manufacturer representative listed to review product description and product number and notify Designer of any error or conflict in specification as indicated.
- All images, photographs, renderings of specified items contained in this specification package are for general design intent and reference only.
- Manufacturer to provide all required hardware and instructions for proper installation.
- Manufacturer to provide with heavy duty cleats for wall hung security mount to wall. Confirm with Contractor that required blocking is installed properly.

LG-05-B

To Be Installed in the Following Locations:

Total 5 Each

Room #	Qty	Unit	Room Name
302	5	Each	Reception

Distribution

Prepared by Stacy Reed, IIDA, LEED AP ID+C

Gensler

A red wire mesh chair with an orange cushion. The chair has a high back and four legs, with a horizontal bar connecting the front legs. The backrest is made of a grid of red wire. The seat is a solid orange cushion. The chair is set against a white background with a subtle shadow underneath.

Upholstery

☐ Seaming Diagram ☐ Strike-Off **X** Finish Sample ☐ Cutting ☐ Shop Dwgs ☐ Prototype ☐ Flame Certificate

- Manufacturer to submit sample of C.O.M. for designer's written approval prior to purchasing and fabrication of total quantity.
- All finish samples must be submitted to Gensler for approval prior to fabrication, including fabric, metal, stone and wood samples.
- Shop drawings, manufacturer data sheet, or prototype must be submitted to Gensler for approval prior to fabrication.
- Quantities listed do not include any overage or attic stock. Purchasing agent shall verify quantities prior to purchasing. Client and/or the Purchasing Agent are solely responsible for all quantities.
- Manufacturer representative listed to review product description and product number and notify Designer of any error or conflict in specification as indicated.
- All images, photographs, renderings of specified items contained in this specification package are for general design intent and reference only.
- Manufacturer to provide all required hardware and instructions for proper installation.
- Manufacturer to provide with heavy duty cleats for wall hung security mount to wall. Confirm with Contractor that required blocking is installed properly.

LG-07

To Be Installed in the Following Locations:

Total 10 Each

Room #	Qty	Unit	Room Name
103	4	Each	Informal Meeting
232	6	Each	Informal Meeting

Distribution

Prepared by Stacy Reed, IIDA, LEED AP ID+C

Furniture Schedule

Gensler

Project Name	UH Classroom and Business Building	Issue Date	10-21-11
Project Location	Houston, Texas	Revision Date	
Project Number	02.7044.101	File	5FD
Item	Small Lounge Chair	This is page	1 of 1

Furniture	
Item Code	LG-08-A Manufacturer Harter
Product No.	N68E035
Description	Forum Relax Chair, one-seater - high back
Construction	
Finish(es)	com upholstery, mirror finish frame
Dimensions	
	24 3/8" 27 3/4" 32 3/4" 17"
	W D H AH SH
Lock/Keying	
Contact	Lindsey Craig
Phone Number	832.495.8405
Email	lindsey@mdiresources.com
Special Instructions	



Upholstery	
Manufacturer	Momentum
Name	Boom
Fabric Type	Upholstery
Product No.	
Color	Aqueous
Width	58 inches
Content	84% Polyester, 16% Cotton
Fabric Repeat	
Contact	Stephen Brauer
Phone Number	832.326.6793
Special Instructions Soil and Stain Resistant Finish	

Upholstery

Supplier shall be responsible for verifying the accuracy and completeness of the specified product number for the product described and shall notify the designer of any discrepancies prior to placing the product on order. Manufacturer and Supply Dealer shall certify that this product meets regulations of the jurisdiction in which the project is located and includes required stamps, certification and labeling.

☐ Seaming Diagram
 ☐ Strike-Off
 ☒ Finish Sample
 ☒ Cutting
 ☐ Shop Dwgs
 ☐ Prototype
 ☐ Flame Certificate

- Manufacturer to submit sample of C.O.M. for designer's written approval prior to purchasing and fabrication of total quantity.
- All finish samples must be submitted to Gensler for approval prior to fabrication, including fabric, metal, stone and wood samples.
- Shop drawings, manufacturer data sheet, or prototype must be submitted to Gensler for approval prior to fabrication.
- Quantities listed do not include any overage or attic stock. Purchasing agent shall verify quantities prior to purchasing. Client and/or the Purchasing Agent are solely responsible for all quantities.
- Manufacturer representative listed to review product description and product number and notify Designer of any error or conflict in specification as indicated.
- All images, photographs, renderings of specified items contained in this specification package are for general design intent and reference only.
- Manufacturer to provide all required hardware and instructions for proper installation.
- Manufacturer to provide with heavy duty cleats for wall hung security mount to wall. Confirm with Contractor that required blocking is installed properly.

LG-08-A

To Be Installed in the Following Locations:

Total 10 Each

Room #	Qty	Unit	Room Name
300	10	Each	MBA Commons

Distribution

Prepared by Stacy Reed, IIDA, LEED AP ID+C

Furniture Schedule

Gensler

Project Name	UH Classroom and Business Building	Issue Date	10-21-11
Project Location	Houston, Texas	Revision Date	
Project Number	02.7044.101	File	5FD
Item	Small Lounge Chair	This is page	1 of 1

Furniture					
Item Code	LG-09-A		Manufacturer Stylex		
Product No.					
Description	Foundation Fully upholstered guest plus, 4 leg				
Construction					
Finish(es)	chrome legs, fully upholstered				
Dimensions	23.5"	22.5"	33.5"	18"	
	W	D	H	AH	SH
Lock/Keying					
Contact	Jim Johnson				
Phone Number	281.435.4941				
Email	jjohnson@johnsonsimon.com				
Special Instructions					



Upholstery	
Manufacturer	Bernhardt
Name	Brisa
Fabric Type	Upholstery
Product No.	3802-111
Color	Black Onyx
Width	54 inches
Content	100% Polyurethane surface with 100% reinforced rayon backing
Fabric Repeat	
Contact	Sally Rice
Phone Number	713.666.8585
Special Instructions	

Upholstery

Supplier shall be responsible for verifying the accuracy and completeness of the specified product number for the product described and shall notify the designer of any discrepancies prior to placing the product on order. Manufacturer and Supply Dealer shall certify that this product meets regulations of the jurisdiction in which the project is located and includes required stamps, certification and labeling.

☐ Seaming Diagram
 ☐ Strike-Off
 ☒ Finish Sample
 ☒ Cutting
 ☐ Shop Dwgs
 ☐ Prototype
 ☐ Flame Certificate

- Manufacturer to submit sample of C.O.M. for designer's written approval prior to purchasing and fabrication of total quantity.
- All finish samples must be submitted to Gensler for approval prior to fabrication, including fabric, metal, stone and wood samples.
- Shop drawings, manufacturer data sheet, or prototype must be submitted to Gensler for approval prior to fabrication.
- Quantities listed do not include any overage or attic stock. Purchasing agent shall verify quantities prior to purchasing. Client and/or the Purchasing Agent are solely responsible for all quantities.
- Manufacturer representative listed to review product description and product number and notify Designer of any error or conflict in specification as indicated.
- All images, photographs, renderings of specified items contained in this specification package are for general design intent and reference only.
- Manufacturer to provide all required hardware and instructions for proper installation.
- Manufacturer to provide with heavy duty cleats for wall hung security mount to wall. Confirm with Contractor that required blocking is installed properly.

LG-09-A

To Be Installed in the Following Locations:

Total 2 Each

Room #	Qty	Unit	Room Name
330	2	Each	Reception

Distribution

Prepared by Stacy Reed, IIDA, LEED AP ID+C

Furniture Schedule

Gensler

Project Name	UH Classroom and Business Building	Issue Date	10-21-11
Project Location	Houston, Texas	Revision Date	
Project Number	02.7044.101	File	5FD
Item	Small Lounge Chair	This is page	1 of 1

Furniture					
Item Code	LG-10-A		Manufacturer Davis		
Product No.					
Description	Sketch 4-leg chair with single upholstery.				
Construction					
Finish(es)	Leg: Matte Silver (MS)				
Dimensions	25"	22 3/4"	32 5/8"	25 7/8"	19"
	W	D	H	AH	SH
Lock/Keying					
Contact	Miriam Campbell				
Phone Number	512-474-1223				
Email	miriam@jmcassociates.com				
Special Instructions					



Upholstery	
Manufacturer	Maharam
Name	Wafer
Fabric Type	Upholstery
Product No.	465330
Color	008 Crave
Width	54 inches
Content	100% Polyurethane
Fabric Repeat	
Contact	Patricia Fairfield
Phone Number	214.281.3160
Special Instructions	

Upholstery

Supplier shall be responsible for verifying the accuracy and completeness of the specified product number for the product described and shall notify the designer of any discrepancies prior to placing the product on order. Manufacturer and Supply Dealer shall certify that this product meets regulations of the jurisdiction in which the project is located and includes required stamps, certification and labeling.

☐ Seaming Diagram
 ☐ Strike-Off
 ☒ Finish Sample
 ☒ Cutting
 ☐ Shop Dwgs
 ☐ Prototype
 ☐ Flame Certificate

- Manufacturer to submit sample of C.O.M. for designer's written approval prior to purchasing and fabrication of total quantity.
- All finish samples must be submitted to Gensler for approval prior to fabrication, including fabric, metal, stone and wood samples.
- Shop drawings, manufacturer data sheet, or prototype must be submitted to Gensler for approval prior to fabrication.
- Quantities listed do not include any overage or attic stock. Purchasing agent shall verify quantities prior to purchasing. Client and/or the Purchasing Agent are solely responsible for all quantities.
- Manufacturer representative listed to review product description and product number and notify Designer of any error or conflict in specification as indicated.
- All images, photographs, renderings of specified items contained in this specification package are for general design intent and reference only.
- Manufacturer to provide all required hardware and instructions for proper installation.
- Manufacturer to provide with heavy duty cleats for wall hung security mount to wall. Confirm with Contractor that required blocking is installed properly.

LG-10-A

To Be Installed in the Following Locations:

Total 4 Each

Room #
220

Qty
4

Unit
Each

Room Name
Reception

Distribution

Prepared by Stacy Reed, IIDA, LEED AP ID+C

Furniture Schedule

Gensler

Project Name	UH Classroom and Business Building	Issue Date	10-21-11
Project Location	Houston, Texas	Revision Date	
Project Number	02.7044.101	File	5FD
Item	Small Lounge Chair	This is page	1 of 1

Furniture					
Item Code	LG-10-B		Manufacturer Davis		
Product No.					
Description	Sketch 4-leg chair with single upholstery.				
Construction					
Finish(es)	Leg: Matte Silver (MS)				
Dimensions	25"	22 3/4"	32 5/8"	25 7/8"	19"
	W	D	H	AH	SH
Lock/Keying					
Contact	Miriam Campbell				
Phone Number	512-474-1223				
Email	miriam@jmcassociates.com				
Special Instructions					



Upholstery	
Manufacturer	Knoll
Name	Common Ground
Fabric Type	Upholstery
Product No.	K448/7
Color	Gilt
Width	54 inches
Content	100% Nylon
Fabric Repeat	
Contact	Kathryn Boehme Bielinski
Phone Number	713.629.5665
Special Instructions	Teflon soil and stain repellant finish

Upholstery

Supplier shall be responsible for verifying the accuracy and completeness of the specified product number for the product described and shall notify the designer of any discrepancies prior to placing the product on order. Manufacturer and Supply Dealer shall certify that this product meets regulations of the jurisdiction in which the project is located and includes required stamps, certification and labeling.

☐ Seaming Diagram
 ☐ Strike-Off
 ☒ Finish Sample
 ☒ Cutting
 ☐ Shop Dwgs
 ☐ Prototype
 ☐ Flame Certificate

- Manufacturer to submit sample of C.O.M. for designer's written approval prior to purchasing and fabrication of total quantity.
- All finish samples must be submitted to Gensler for approval prior to fabrication, including fabric, metal, stone and wood samples.
- Shop drawings, manufacturer data sheet, or prototype must be submitted to Gensler for approval prior to fabrication.
- Quantities listed do not include any overage or attic stock. Purchasing agent shall verify quantities prior to purchasing. Client and/or the Purchasing Agent are solely responsible for all quantities.
- Manufacturer representative listed to review product description and product number and notify Designer of any error or conflict in specification as indicated.
- All images, photographs, renderings of specified items contained in this specification package are for general design intent and reference only.
- Manufacturer to provide all required hardware and instructions for proper installation.
- Manufacturer to provide with heavy duty cleats for wall hung security mount to wall. Confirm with Contractor that required blocking is installed properly.

LG-10-B

To Be Installed in the Following Locations:

Total 5 Each

Room #	Qty	Unit	Room Name
304	3	Each	Reception
504	2	Each	Reception

Distribution

Prepared by Stacy Reed, IIDA, LEED AP ID+C

Furniture Schedule

Gensler

Project Name	UH Classroom and Business Building	Issue Date	10-21-11
Project Location	Houston, Texas	Revision Date	
Project Number	02.7044.101	File	5FD
Item	Lounge Group	This is page	1 of 1

Furniture Item Code	LG-11-A Manufacturer Coalesse				
Description	Await Lounge Group consisting of one (1) four-seat sofa, one (1) four-seat bench and one (1) one-section connector bench.				
Product No.	(1) 460-4, (1) 460-4B, (1) 461-1B				
Finish(es)	COM Upholstery				
Dimensions Four-Seat Sofa (460-4)	88" W	30" D	27" H	AH	16.5" SH
Dimensions Four-Seat Bench (460-4B)	88" W	30" D	H	AH	16.5" SH
Dimensions One-Section Connector Bench (461-1B)	22" W	44" D	H	AH	16.5" SH
Contact	Bob Etheridge				
Phone Number	713-822-1286				
Special Instructions	refer to furniture plan for layout				



Upholstery Manufacturer	4 Seat Sofa Back Only	4 Seat Sofa Seat/ 4 Seat Bench	1 Section Connector Bench
Name	Momentum	Maharam	ArcCom
Fabric Type	Boom	Mechanism	Pinpoint
Product No.	Upholstery	Upholstery	Upholstery
Color			
Width	Aqueous	010 Pearl	Fire Engine # 4
Content	58"	54"	54"
Fabric Repeat	84% Poly/16% Cotton	100% Polyester	50% Poly/41% Cotton/9% Rayon
Contact			~ 3.5"H x 3.5"V
Phone Number	Stephen Brauer	Patricia Fairfield	Ed Sargent
Special Instructions	832.326.6793	214.281.3160	713.961.1537
	Soil/ Stain resistant finish		

Upholstery

Supplier shall be responsible for verifying the accuracy and completeness of the specified product number for the product described and shall notify the designer of any discrepancies prior to placing the product on order. Manufacturer and Supply Dealer shall certify that this product meets regulations of the jurisdiction in which the project is located and includes required stamps, certification and labeling.

☐ Seaming Diagram
 ☐ Strike-Off
 ☒ Finish Sample
 ☒ Cutting
 ☐ Shop Dwgs
 ☐ Prototype
 ☐ Flame Certificate

- Manufacturer to submit sample of C.O.M. for designer's written approval prior to purchasing and fabrication of total quantity.
- All finish samples must be submitted to Gensler for approval prior to fabrication, including fabric, metal, stone and wood samples.
- Shop drawings, manufacturer data sheet, or prototype must be submitted to Gensler for approval prior to fabrication.
- Quantities listed do not include any overage or attic stock. Purchasing agent shall verify quantities prior to purchasing. Client and/or the Purchasing Agent are solely responsible for all quantities.
- Manufacturer representative listed to review product description and product number and notify Designer of any error or conflict in specification as indicated.
- All images, photographs, renderings of specified items contained in this specification package are for general design intent and reference only.
- Manufacturer to provide all required hardware and instructions for proper installation.
- Manufacturer to provide with heavy duty cleats for wall hung security mount to wall. Confirm with Contractor that required blocking is installed properly.

LG-11-A

To Be Installed in the Following Locations:

Total 1 Each

Room #	Qty	Unit	Room Name
102	1	Each	Lobby

Distribution

Prepared by Stacy Reed, IIDA, LEED AP ID+C

Furniture Schedule

Gensler

Project Name	UH Classroom and Business Building	Issue Date	10-21-11
Project Location	Houston, Texas	Revision Date	
Project Number	02.7044.101	File	5FD
Item	Lounge Group	This is page	1 of 1

Furniture					
Item Code	LG-11-B	Manufacturer Coalesse			
Description	Await Lounge Group consisting of two (2) two-section connector bench and one (1) three-section connector bench.				
Product No.	(2) 461-2B, (1) 461-3B				
Finish(es)	COM Upholstery				
Dimensions					
Two Section Connector Bench (461-2B)	44"	44"			16.5"
	W	D	H	AH	SH
Dimensions					
Three-Section Connector Bench (461-3B)	66"	44"			16.5"
	W	D	H	AH	SH
Contact	Bob Etheridge				
Phone Number	713-822-1286				
Special Instructions	refer to furniture plan for layout				



Upholstery	2 Section Connector Bench	3 Section Connector Bench
Manufacturer	Maharam	ArcCom
Name	Mechanism	Pinpoint
Fabric Type	Upholstery	Upholstery
Product No.	465952	AC-68913
Color	010 Pearl	Fire Engine # 4
Width	54"	54"
Content	100% Polyester	50% Poly/41% Cotton/9% Rayon
Fabric Repeat		~ 3.5"H x 3.5"V
Contact	Patricia Fairfield	Ed Sargent
Phone Number	214.281.3160	713.961.1537
Special Instructions		

Upholstery

Supplier shall be responsible for verifying the accuracy and completeness of the specified product number for the product described and shall notify the designer of any discrepancies prior to placing the product on order. Manufacturer and Supply Dealer shall certify that this product meets regulations of the jurisdiction in which the project is located and includes required stamps, certification and labeling.

☐ Seaming Diagram
 ☐ Strike-Off
 ☒ Finish Sample
 ☒ Cutting
 ☐ Shop Dwgs
 ☐ Prototype
 ☐ Flame Certificate

- Manufacturer to submit sample of C.O.M. for designer's written approval prior to purchasing and fabrication of total quantity.
- All finish samples must be submitted to Gensler for approval prior to fabrication, including fabric, metal, stone and wood samples.
- Shop drawings, manufacturer data sheet, or prototype must be submitted to Gensler for approval prior to fabrication.
- Quantities listed do not include any overage or attic stock. Purchasing agent shall verify quantities prior to purchasing. Client and/or the Purchasing Agent are solely responsible for all quantities.
- Manufacturer representative listed to review product description and product number and notify Designer of any error or conflict in specification as indicated.
- All images, photographs, renderings of specified items contained in this specification package are for general design intent and reference only.
- Manufacturer to provide all required hardware and instructions for proper installation.
- Manufacturer to provide with heavy duty cleats for wall hung security mount to wall. Confirm with Contractor that required blocking is installed properly.

LG-11-B

To Be Installed in the Following Locations:

Total 1 Each

Room #	Qty	Unit	Room Name
102	1	Each	Lobby

Distribution

Prepared by Stacy Reed, IIDA, LEED AP ID+C

Furniture Schedule

Gensler

Project Name	UH Classroom and Business Building	Issue Date	10-21-11
Project Location	Houston, Texas	Revision Date	
Project Number	02.7044.101	File	5FD
Item	Lounge Group	This is page	1 of 1

Furniture	
Item Code	LG-12-A
Manufacturer	Martin Brattrud
Description	Links Modular Lounge Group with Narrow/ Long Arm and corner table
Product No.	(1) 290-04 LAF, (6) 290-05, (1) 290-03 RAF, (1) 292-31
Finish(es)	Table (closed sides) in Wilsonart Columbian Walnut laminate (7943K-07)
290-04 LAF	34" 34" 30.5" 24" 16.5" W D H AH SH
290-05	31.5" 34" 30.5" 16.5" W D H AH SH
290-RAF	34" 34" 30.5" 24" 16.5" W D H AH SH
292-31	31.5" 31.5" 16" W D H
Contact	Mike Denney
Phone Number	713-871-9009
Email	mike@mdiresources.com
Special Instructions	refer to plan for layout



Upholstery Manufacturer	Bernhardt				
Name	Brisa				
Fabric Type	Upholstery				
Product No.	3802-220				
Color	Desert Clay				
Width	54"				
Content	100% Polyurethane surface with 100% reinforced rayon backing				
Fabric Repeat					
Contact	Sally Rice				
Phone Number	713-666-8585				
Special Instructions					

Upholstery

Supplier shall be responsible for verifying the accuracy and completeness of the specified product number for the product described and shall notify the designer of any discrepancies prior to placing the product on order. Manufacturer and Supply Dealer shall certify that this product meets regulations of the jurisdiction in which the project is located and includes required stamps, certification and labeling.

☐ Seaming Diagram
 ☐ Strike-Off
 ☒ Finish Sample
 ☒ Cutting
 ☐ Shop Dwgs
 ☐ Prototype
 ☐ Flame Certificate

- Manufacturer to submit sample of C.O.M. for designer's written approval prior to purchasing and fabrication of total quantity.
- All finish samples must be submitted to Gensler for approval prior to fabrication, including fabric, metal, stone and wood samples.
- Shop drawings, manufacturer data sheet, or prototype must be submitted to Gensler for approval prior to fabrication.
- Quantities listed do not include any overage or attic stock. Purchasing agent shall verify quantities prior to purchasing. Client and/or the Purchasing Agent are solely responsible for all quantities.
- Manufacturer representative listed to review product description and product number and notify Designer of any error or conflict in specification as indicated.
- All images, photographs, renderings of specified items contained in this specification package are for general design intent and reference only.
- Manufacturer to provide all required hardware and instructions for proper installation.
- Manufacturer to provide with heavy duty cleats for wall hung security mount to wall. Confirm with Contractor that required blocking is installed properly.

LG-12-A

To Be Installed in the Following Locations:

Total 1 Each

Room #	Qty	Unit	Room Name
330	1	Each	Reception

Distribution

Prepared by Stacy Reed, IIDA, LEED AP ID+C

Furniture Schedule

Gensler

Project Name	UH Classroom and Business Building	Issue Date	10-21-11
Project Location	Houston, Texas	Revision Date	
Project Number	02.7044.101	File	5FD
Item	Lounge Group	This is page	1 of 1

Furniture Item Code	LG-12-B Manufacturer Martin Bratrud				
Description	Links Modular Lounge Group with Narrow/ Long Arm and tables				
Product No.	(1) 290-04 LAF, (1) 290-03 RAF (5) 290-05, (1) 290-54 RAF, (1) 290-55 LAF (2) 291-22				
Finish(es)	Table (closed sides) in Wilsonart Columbian Walnut laminate (7943K-07)				
290-04 LAF	34" W	34" D	30.5" H	24" AH	16.5" SH
290-03 RAF	34" W	34" D	30.5" H	24" AH	16.5" SH
290-05	31.5" W	34" D	30.5" H	x AH	16.5" SH
290-54 RAF	51" W	34" D	30.5" H	24" AH	16.5" SH
290-55 LAF	51" W	34" D	30.5" H	24" AH	16.5" SH
291-22	22" W	31.5" D	16" H		
Phone Number	Mike Denney 713-871-9009				
Email	mike@mdiresources.com				
Special Instructions	refer to plan for layout				



Upholstery Manufacturer	Carnegie
Name	Paparazzi
Fabric Type	Upholstery
Product No.	6924
Color	30
Width	54"
Content	100% Solution Dyed Nylon
Fabric Repeat	6-3/4" L x 5-1/4" W
Contact	Bob Sanford
Phone Number	713.524.1860
Special Instructions	NanoTex finish

Upholstery

Supplier shall be responsible for verifying the accuracy and completeness of the specified product number for the product described and shall notify the designer of any discrepancies prior to placing the product on order. Manufacturer and Supply Dealer shall certify that this product meets regulations of the jurisdiction in which the project is located and includes required stamps, certification and labeling.

☐ Seaming Diagram
 ☐ Strike-Off
 ☒ Finish Sample
 ☒ Cutting
 ☐ Shop Dwg's
 ☐ Prototype
 ☐ Flame Certificate

- Manufacturer to submit sample of C.O.M. for designer's written approval prior to purchasing and fabrication of total quantity.
- All finish samples must be submitted to Gensler for approval prior to fabrication, including fabric, metal, stone and wood samples.
- Shop drawings, manufacturer data sheet, or prototype must be submitted to Gensler for approval prior to fabrication.
- Quantities listed do not include any overage or attic stock. Purchasing agent shall verify quantities prior to purchasing. Client and/or the Purchasing Agent are solely responsible for all quantities.
- Manufacturer representative listed to review product description and product number and notify Designer of any error or conflict in specification as indicated.
- All images, photographs, renderings of specified items contained in this specification package are for general design intent and reference only.
- Manufacturer to provide all required hardware and instructions for proper installation.
- Manufacturer to provide with heavy duty cleats for wall hung security mount to wall. Confirm with Contractor that required blocking is installed properly.

LG-12-B

To Be Installed in the Following Locations:

Total 1 Each

Room #	Qty	Unit	Room Name
408	1	Each	Student Lounge

Distribution

Prepared by Stacy Reed, IIDA, LEED AP ID+C

Furniture Schedule

Gensler

Project Name	UH Classroom and Business Building	Issue Date	10-21-11
Project Location	Houston, Texas	Revision Date	
Project Number	02.7044.101	File	5FD
Item	Round Large Ottoman	This is page	1 of 1

Furniture	
Item Code	LG-13-A
Manufacturer	Martin Brattrud
Product No.	3255-02LC
Description	Qbitz fully upholstered ottoman with brushed chrome base.
Finish(es)	Base: Brushed Chrome, Com Upholstery
Dimensions	
	36"dia W D H AH SH
Lock/Keying	
Contact	Mike Denney
Phone Number	713-871-9009
Email	mike@mdiresources.com
Special Instructions	



Upholstery	
Manufacturer	Bernhardt
Name	Brisa
Fabric Type	Upholstery
Product No.	3802-111
Color	Black Onyx
Width	54 inches
Content	100% Polyurethane surface with 100% reinforced rayon backing
Fabric Repeat	
Contact	Sally Rice
Phone Number	713.666.8585
Special Instructions	

Upholstery

Supplier shall be responsible for verifying the accuracy and completeness of the specified product number for the product described and shall notify the designer of any discrepancies prior to placing the product on order. Manufacturer and Supply Dealer shall certify that this product meets regulations of the jurisdiction in which the project is located and includes required stamps, certification and labeling.

☐ Seaming Diagram
 ☐ Strike-Off
 ☒ Finish Sample
 ☒ Cutting
 ☐ Shop Dwgs
 ☐ Prototype
 ☐ Flame Certificate

- Manufacturer to submit sample of C.O.M. for designer's written approval prior to purchasing and fabrication of total quantity.
- All finish samples must be submitted to Gensler for approval prior to fabrication, including fabric, metal, stone and wood samples.
- Shop drawings, manufacturer data sheet, or prototype must be submitted to Gensler for approval prior to fabrication.
- Quantities listed do not include any overage or attic stock. Purchasing agent shall verify quantities prior to purchasing. Client and/or the Purchasing Agent are solely responsible for all quantities.
- Manufacturer representative listed to review product description and product number and notify Designer of any error or conflict in specification as indicated.
- All images, photographs, renderings of specified items contained in this specification package are for general design intent and reference only.
- Manufacturer to provide all required hardware and instructions for proper installation.
- Manufacturer to provide with heavy duty cleats for wall hung security mount to wall. Confirm with Contractor that required blocking is installed properly.

LG-13-A

To Be Installed in the Following Locations:

Total 3 Each

Room #

300

Qty

3

Unit

Each

Room Name

MBA Commons

Distribution

Prepared by Stacy Reed, IIDA, LEED AP ID+C

Furniture Schedule

Gensler

Project Name	UH Classroom and Business Building	Issue Date	10-21-11
Project Location	Houston, Texas	Revision Date	
Project Number	02.7044.101	File	5FD
Item	Round Large Ottoman	This is page	1 of 1

Furniture											
Item Code	LG-13-B Manufacturer Martin Brattrud										
Product No.	3255-02LC										
Description	Qbitz fully upholstered ottoman with brushed chrome base.										
Finish(es)	Base: Brushed Chrome, Com Upholstery										
Dimensions	<table> <tr> <td>36"dia</td> <td></td> <td>18"</td> <td></td> <td></td> </tr> <tr> <td>W</td> <td>D</td> <td>H</td> <td>AH</td> <td>SH</td> </tr> </table>	36"dia		18"			W	D	H	AH	SH
36"dia		18"									
W	D	H	AH	SH							
Lock/Keying											
Contact	Mike Denney										
Phone Number	713-871-9009										
Email	mike@mdiresources.com										
Special Instructions											



Upholstery	
Manufacturer	Bernhardt
Name	Brisa
Fabric Type	Upholstery
Product No.	3802-220
Color	Desert Clay
Width	54 inches
Content	100% Polyurethane surface with 100% reinforced rayon backing
Fabric Repeat	
Contact	Sally Rice
Phone Number	713.666.8585
Special Instructions	

Upholstery

Supplier shall be responsible for verifying the accuracy and completeness of the specified product number for the product described and shall notify the designer of any discrepancies prior to placing the product on order. Manufacturer and Supply Dealer shall certify that this product meets regulations of the jurisdiction in which the project is located and includes required stamps, certification and labeling.

☐ Seaming Diagram
 ☐ Strike-Off
 ☒ Finish Sample
 ☒ Cutting
 ☐ Shop Dwgs
 ☐ Prototype
 ☐ Flame Certificate

- Manufacturer to submit sample of C.O.M. for designer's written approval prior to purchasing and fabrication of total quantity.
- All finish samples must be submitted to Gensler for approval prior to fabrication, including fabric, metal, stone and wood samples.
- Shop drawings, manufacturer data sheet, or prototype must be submitted to Gensler for approval prior to fabrication.
- Quantities listed do not include any overage or attic stock. Purchasing agent shall verify quantities prior to purchasing. Client and/or the Purchasing Agent are solely responsible for all quantities.
- Manufacturer representative listed to review product description and product number and notify Designer of any error or conflict in specification as indicated.
- All images, photographs, renderings of specified items contained in this specification package are for general design intent and reference only.
- Manufacturer to provide all required hardware and instructions for proper installation.
- Manufacturer to provide with heavy duty cleats for wall hung security mount to wall. Confirm with Contractor that required blocking is installed properly.

LG-13-B

To Be Installed in the Following Locations:

Total 4 Each

Room #

408

Qty

4

Unit

Each

Room Name

Student Lounge

Distribution

Prepared by Stacy Reed, IIDA, LEED AP ID+C

Furniture Schedule

Gensler

Project Name	UH Classroom and Business Building	Issue Date	10-21-11
Project Location	Houston, Texas	Revision Date	
Project Number	02.7044.101	File	5FD
Item	Small Lounge Chair	This is page	1 of 1

Furniture					
Item Code	LG-14-A				
	Manufacturer Martin Bratrud				
Product No.	290-53				
Description	2 Seat sofa with arms and back				
Finish(es)	Com upholstery				
Dimensions	53.5"	34"	30.5"	24"	16.5"
	W	D	H	AH	SH
Contact	Mike Denney				
Phone Number	713.871.9009				
Email	mike@mdiresources.com				
Special Instructions					



Upholstery	
Manufacturer	Brentano
Name	Holiday
Fabric Type	Upholstery
Product No.	7509-11
Color	City Lights
Width	53 inches
Content	47% Viscose, 38% Polyester, 15% Cotton
Fabric Repeat	Approx H 6-1/8"
Contact	Jackie Connally
Phone Number	281.682.9882
Special Instructions	Nano-Tex finish



Supplier shall be responsible for verifying the accuracy and completeness of the specified product number for the product described and shall notify the designer of any discrepancies prior to placing the product on order. Manufacturer and Supply Dealer shall certify that this product meets regulations of the jurisdiction in which the project is located and includes required stamps, certification and labeling.

☐ Seaming Diagram
 ☐ Strike-Off
 ☒ Finish Sample
 ☒ Cutting
 ☐ Shop Dwgs
 ☐ Prototype
 ☐ Flame Certificate

- Manufacturer to submit sample of C.O.M. for designer's written approval prior to purchasing and fabrication of total quantity.
- All finish samples must be submitted to Gensler for approval prior to fabrication, including fabric, metal, stone and wood samples.
- Shop drawings, manufacturer data sheet, or prototype must be submitted to Gensler for approval prior to fabrication.
- Quantities listed do not include any overage or attic stock. Purchasing agent shall verify quantities prior to purchasing. Client and/or the Purchasing Agent are solely responsible for all quantities.
- Manufacturer representative listed to review product description and product number and notify Designer of any error or conflict in specification as indicated.
- All images, photographs, renderings of specified items contained in this specification package are for general design intent and reference only.
- Manufacturer to provide all required hardware and instructions for proper installation.
- Manufacturer to provide with heavy duty cleats for wall hung security mount to wall. Confirm with Contractor that required blocking is installed properly.

LG-14-A

To Be Installed in the Following Locations:

Total 4 Each

Room #	Qty	Unit	Room Name
424T	1	Each	Reception
536	1	Each	Reception
408	2	Each	Student Lounge (with new layout)

Distribution

Prepared by Stacy Reed, IIDA, LEED AP ID+C

Furniture Schedule

Gensler

Project Name	UH Classroom and Business Building	Issue Date	10-21-11
Project Location	Houston, Texas	Revision Date	
Project Number	02.7044.101	File	5FD
Item	Small Lounge Chair	This is page	1 of 1

Furniture	
Item Code	LG-15-A
Manufacturer	Coalesse
Product No.	
Description	3 Seat sofa with Back
Finish(es)	Com upholstery
Dimensions	
	66" 30" 27" 16-1/2"
	W D H AH SH
Contact	Bob Etheridge
Phone Number	713.822.1286
Email	robert.etheridge@coalesse.com
Special Instructions	



Upholstery	
Manufacturer	Carnegie
Name	Paparazzi
Fabric Type	Upholstery
Product No.	6924
Color	30
Width	54 inches
Content	100% Solution Dyed nylon
Fabric Repeat	6-3/4" L, 5-1/4" W
Contact	Bob Sanford
Phone Number	713.524.1860
Special Instructions	NanoTex finish



Supplier shall be responsible for verifying the accuracy and completeness of the specified product number for the product described and shall notify the designer of any discrepancies prior to placing the product on order. Manufacturer and Supply Dealer shall certify that this product meets regulations of the jurisdiction in which the project is located and includes required stamps, certification and labeling.

☐ Seaming Diagram
 ☐ Strike-Off
 ☒ Finish Sample
 ☒ Cutting
 ☐ Shop Dwgs
 ☐ Prototype
 ☐ Flame Certificate

- Manufacturer to submit sample of C.O.M. for designer's written approval prior to purchasing and fabrication of total quantity.
- All finish samples must be submitted to Gensler for approval prior to fabrication, including fabric, metal, stone and wood samples.
- Shop drawings, manufacturer data sheet, or prototype must be submitted to Gensler for approval prior to fabrication.
- Quantities listed do not include any overage or attic stock. Purchasing agent shall verify quantities prior to purchasing. Client and/or the Purchasing Agent are solely responsible for all quantities.
- Manufacturer representative listed to review product description and product number and notify Designer of any error or conflict in specification as indicated.
- All images, photographs, renderings of specified items contained in this specification package are for general design intent and reference only.
- Manufacturer to provide all required hardware and instructions for proper installation.
- Manufacturer to provide with heavy duty cleats for wall hung security mount to wall. Confirm with Contractor that required blocking is installed properly.

LG-15-A

To Be Installed in the Following Locations:

Total 6 Each

Room #
300

Qty
6

Unit
Each

Room Name
MBA Commons

Distribution

Prepared by Stacy Reed, IIDA, LEED AP ID+C

Furniture Schedule


Gensler

Project Name	UH Classroom and Business Building	Issue Date	10-21-11
Project Location	Houston, Texas	Revision Date	
Project Number	02.7044.101	File	5FD
Item	Small Lounge Chair	This is page	1 of 1

Furniture	
Item Code	LG-15-B
Manufacturer	Coalesse
Product No.	
Description	3 Seat sofa with Back
Finish(es)	Com Upholstery
Dimensions	
	66" 30" 27" 16-1/2"
	W D H AH SH
Contact	Bob Etheridge
Phone Number	713.822.1286
Email	robert.etheridge@coalesse.com
Special Instructions	



Upholstery	
Manufacturer	Bernhardt
Name	Brisa
Fabric Type	Upholstery
Product No.	3802-223
Color	Bark
Width	54 inches
Content	100% Polyurethane surface with 100% reinforced rayon backing
Fabric Repeat	
Contact	Sally Rice
Phone Number	713.666.8585
Special Instructions	



Supplier shall be responsible for verifying the accuracy and completeness of the specified product number for the product described and shall notify the designer of any discrepancies prior to placing the product on order. Manufacturer and Supply Dealer shall certify that this product meets regulations of the jurisdiction in which the project is located and includes required stamps, certification and labeling.

☐ Seaming Diagram
 ☐ Strike-Off
 ☒ Finish Sample
 ☒ Cutting
 ☐ Shop Dwgs
 ☐ Prototype
 ☐ Flame Certificate

- Manufacturer to submit sample of C.O.M. for designer's written approval prior to purchasing and fabrication of total quantity.
- All finish samples must be submitted to Gensler for approval prior to fabrication, including fabric, metal, stone and wood samples.
- Shop drawings, manufacturer data sheet, or prototype must be submitted to Gensler for approval prior to fabrication.
- Quantities listed do not include any overage or attic stock. Purchasing agent shall verify quantities prior to purchasing. Client and/or the Purchasing Agent are solely responsible for all quantities.
- Manufacturer representative listed to review product description and product number and notify Designer of any error or conflict in specification as indicated.
- All images, photographs, renderings of specified items contained in this specification package are for general design intent and reference only.
- Manufacturer to provide all required hardware and instructions for proper installation.
- Manufacturer to provide with heavy duty cleats for wall hung security mount to wall. Confirm with Contractor that required blocking is installed properly.

LG-15-B

To Be Installed in the Following Locations:

Total 2 Each

Room #
504

Qty
2

Unit
Each

Room Name
Reception

Distribution


Prepared by Stacy Reed, IIDA, LEED AP ID+C

Furniture Schedule

Gensler

Project Name	UH Classroom and Business Building	Issue Date	10-21-11
Project Location	Houston, Texas	Revision Date	
Project Number	02.7044.101	File	5FD
Item	Small Lounge Chair	This is page	1 of 1

Furniture	
Item Code	LG-16 Manufacturer Bright
Product No.	690
Description	Van Wing chair with Upholstered arm
Finish(es)	COM upholstery; Leg Finish: Lacquer Walnut
Dimensions	
	27" 35" 42.5" 22" 17"
	W D H AH SH
Contact	Jim Mezzacappa
Phone Number	409.996.1184
Email	jvmezz@gmail.com
Special Instructions	



Upholstery	
Manufacturer	Brentano
Name	Ballroom
Fabric Type	Upholstery
Product No.	9800-16
Color	Quickstep
Width	54 inches
Content	Pile:65% Polyester, 35% Cotton ; Overall 72% Polyester, 28% Cotton
Fabric Repeat	6-3/4" L, 5-1/4" W
Contact	Jackie Connally
Phone Number	281.682.9882
Special Instructions	Water and Stain resistant finish



Supplier shall be responsible for verifying the accuracy and completeness of the specified product number for the product described and shall notify the designer of any discrepancies prior to placing the product on order. Manufacturer and Supply Dealer shall certify that this product meets regulations of the jurisdiction in which the project is located and includes required stamps, certification and labeling.

☐ Seaming Diagram
 ☐ Strike-Off
 ☒ Finish Sample
 ☒ Cutting
 ☐ Shop Dwgs
 ☐ Prototype
 ☐ Flame Certificate

- Manufacturer to submit sample of C.O.M. for designer's written approval prior to purchasing and fabrication of total quantity.
- All finish samples must be submitted to Gensler for approval prior to fabrication, including fabric, metal, stone and wood samples.
- Shop drawings, manufacturer data sheet, or prototype must be submitted to Gensler for approval prior to fabrication.
- Quantities listed do not include any overage or attic stock. Purchasing agent shall verify quantities prior to purchasing. Client and/or the Purchasing Agent are solely responsible for all quantities.
- Manufacturer representative listed to review product description and product number and notify Designer of any error or conflict in specification as indicated.
- All images, photographs, renderings of specified items contained in this specification package are for general design intent and reference only.
- Manufacturer to provide all required hardware and instructions for proper installation.
- Manufacturer to provide with heavy duty cleats for wall hung security mount to wall. Confirm with Contractor that required blocking is installed properly.

LG-16

To Be Installed in the Following Locations:

Total 3 Each

Room #	Qty	Unit	Room Name
424T	2	Each	Reception
536	1	Each	Reception

Distribution

Prepared by Stacy Reed, IIDA, LEED AP ID+C

Furniture Schedule

Gensler

Project Name	UH Classroom and Business Building	Issue Date	10-21-11
Project Location	Houston, Texas	Revision Date	
Project Number	02.7044.101	File	5FD
Item	Corridor Recycling Receptacle	This is page	1 of 2

Furniture					
Item Code	M-01R		Manufacturer Landscape Forms		
Product No.	Collect Recycling Litter with Multi-Use Opening				
Description	Cast aluminum ribbon frame, wide at top and tapering towards the base, wraps a rotationally-molded polyethylene bin. Freestanding, 30-gallon unit, recycling litter with Multi-Use Opening, bin pivots open for emptying. Signage #07 aluminum, newspaper, plastic.				
Finish(es)	Molded Interior Bin: Grass Powdercoat: Titanium				
Dimensions	16"	24"	38"		
	W	D	H	AH	SH
Lock/Keying					
Contact	Cathy Comeaux				
Phone Number	800-430-6206 x1316				
Email	Cathyc@landscapeforms.com				
Special Instructions	30 Gallon capacity				

--

Upholstery	
Manufacturer	
Name	
Fabric Type	
Product No.	
Color	
Width	
Content	
Fabric Repeat	
Contact	
Phone Number	
Special Instructions	

Upholstery

Supplier shall be responsible for verifying the accuracy and completeness of the specified product number for the product described and shall notify the designer of any discrepancies prior to placing the product on order. Manufacturer and Supply Dealer shall certify that this product meets regulations of the jurisdiction in which the project is located and includes required stamps, certification and labeling.

☐ Seaming Diagram
 ☐ Strike-Off
 ☐ Finish Sample
 ☐ Cutting
 ☐ Shop Dwgs
 ☐ Prototype
 ☐ Flame Certificate

- Manufacturer to submit sample of C.O.M. for designer's written approval prior to purchasing and fabrication of total quantity.
- All finish samples must be submitted to Gensler for approval prior to fabrication, including fabric, metal, stone and wood samples.
- Shop drawings, manufacturer data sheet, or prototype must be submitted to Gensler for approval prior to fabrication.
- Quantities listed do not include any overage or attic stock. Purchasing agent shall verify quantities prior to purchasing.
Client and/or the Purchasing Agent are solely responsible for all quantities.
- Manufacturer representative listed to review product description and product number and notify Designer of any error or conflict in specification as indicated.
- All images, photographs, renderings of specified items contained in this specification package are for general design intent and reference only.
- Manufacturer to provide all required hardware and instructions for proper installation.
- Manufacturer to provide with heavy duty cleats for wall hung security mount to wall. Confirm with Contractor that required blocking is installed properly.

M-01R

To Be Installed in the Following Locations:

Total 20 Each

Room #	Qty	Unit	Room Name
C101	2	Each	Corridor
C103	2	Each	Corridor
102	1	Each	Lobby
201	1	Each	Lobby
C203	4	Each	Corridor
232	1	Each	Informal Meeting Area
301	1	Each	Elevator Lobby
303	1	Each	Corridor
401	1	Each	Corridor
402	1	Each	Corridor
403	1	Each	Corridor
501	1	Each	Elevator Lobby
501	1	Each	Corridor
502	1	Each	Corridor
C503	1	Each	Corridor

Distribution

Prepared by

Stacy Reed, IIDA, LEED AP ID+C

Furniture Schedule

Gensler

Project Name	UH Classroom and Business Building	Issue Date	10-21-11
Project Location	Houston, Texas	Revision Date	
Project Number	02.7044.101	File	5FD
Item	Corridor Trash Receptacle	This is page	1 of 2

Furniture					
Item Code	M-01T		Manufacturer	Landscape Forms	
Product No.	Collect Top-opening Litter				
Description	Cast aluminum ribbon frame, wide at top and tapering towards the base, wraps a rotationally-molded polyethylene bin. Freestanding, 30-gallon unit, top-opening litter receptacle, bin pivots open for emptying.				
Finish(es)	Molded Interior Bin: Matte Black Powdercoat: Titanium				
Dimensions	16"	24"	38"		
	W	D	H	AH	SH
Lock/Keying					
Contact	Cathy Comeaux				
Phone Number	800-430-6206 x1316				
Email	Cathyc@landscapeforms.com				
Special Instructions	30 Gallon capacity				

--

Upholstery
Manufacturer
Name
Fabric Type
Product No.
Color
Width
Content
Fabric Repeat
Contact
Phone Number
Special Instructions

Upholstery

Supplier shall be responsible for verifying the accuracy and completeness of the specified product number for the product described and shall notify the designer of any discrepancies prior to placing the product on order. Manufacturer and Supply Dealer shall certify that this product meets regulations of the jurisdiction in which the project is located and includes required stamps, certification and labeling.

☐ Seaming Diagram
 ☐ Strike-Off
 ☐ Finish Sample
 ☐ Cutting
 ☐ Shop Dwgs
 ☐ Prototype
 ☐ Flame Certificate

- Manufacturer to submit sample of C.O.M. for designer's written approval prior to purchasing and fabrication of total quantity.
- All finish samples must be submitted to Gensler for approval prior to fabrication, including fabric, metal, stone and wood samples.
- Shop drawings, manufacturer data sheet, or prototype must be submitted to Gensler for approval prior to fabrication.
- Quantities listed do not include any overage or attic stock. Purchasing agent shall verify quantities prior to purchasing. Client and/or the Purchasing Agent are solely responsible for all quantities.
- Manufacturer representative listed to review product description and product number and notify Designer of any error or conflict in specification as indicated.
- All images, photographs, renderings of specified items contained in this specification package are for general design intent and reference only.
- Manufacturer to provide all required hardware and instructions for proper installation.
- Manufacturer to provide with heavy duty cleats for wall hung security mount to wall. Confirm with Contractor that required blocking is installed properly.

M-01T

To Be Installed in the Following Locations:

Total 19 Each

Room #	Qty	Unit	Room Name
C101	2	Each	Corridor
C103	1	Each	Corridor
201	1	Each	Lobby
C203	4	Each	Corridor
232	1	Each	Informal Meeting Area
301	1	Each	Elevator Lobby
303	1	Each	Corridor
401	1	Each	Corridor
402	1	Each	Corridor
403	1	Each	Corridor
501	1	Each	Elevator Lobby
501	1	Each	Corridor
502	1	Each	Corridor
C503	1	Each	Corridor
504	1	Each	Reception

Distribution

Prepared by

Stacy Reed, IIDA, LEED AP ID+C

Project Name	UH Classroom and Business Building	Issue Date	10-21-11
Project Location	Houston, Texas	Revision Date	
Project Number	02.7044.101	File	5FD
Item	Office Waste Receptacle	This is page	1 of 4

Furniture					
Item Code	M-02 Manufacturer Details				
Product No.	DWBE with DRCY (Recycling Stickers)				
Description	Injection-molded, four-gallon wastebasket with recycling sticker.				
Finish(es)	Black				
Dimensions	10"	10"	15"		
	W	D	H	AH	SH
Lock/Keying					
Contact	Ashley Cleveland				
Phone Number	832-431-8198				
Email	ACLEVEL1@steelcase.com				
Special Instructions					



Upholstery					
Manufacturer					
Name					
Fabric Type					
Product No.					
Color					
Width					
Content					
Fabric Repeat					
Contact					
Phone Number					
Special Instructions					

Upholstery

Supplier shall be responsible for verifying the accuracy and completeness of the specified product number for the product described and shall notify the designer of any discrepancies prior to placing the product on order. Manufacturer and Supply Dealer shall certify that this product meets regulations of the jurisdiction in which the project is located and includes required stamps, certification and labeling.

☐ Seaming Diagram
 ☐ Strike-Off
 ☐ Finish Sample
 ☐ Cutting
 ☐ Shop Dwgs
 ☐ Prototype
 ☐ Flame Certificate

- Manufacturer to submit sample of C.O.M. for designer's written approval prior to purchasing and fabrication of total quantity.
- All finish samples must be submitted to Gensler for approval prior to fabrication, including fabric, metal, stone and wood samples.
- Shop drawings, manufacturer data sheet, or prototype must be submitted to Gensler for approval prior to fabrication.
- Quantities listed do not include any overage or attic stock. Purchasing agent shall verify quantities prior to purchasing. Client and/or the Purchasing Agent are solely responsible for all quantities.
- Manufacturer representative listed to review product description and product number and notify Designer of any error or conflict in specification as indicated.
- All images, photographs, renderings of specified items contained in this specification package are for general design intent and reference only.
- Manufacturer to provide all required hardware and instructions for proper installation.
- Manufacturer to provide with heavy duty cleats for wall hung security mount to wall. Confirm with Contractor that required blocking is installed properly.

Room #	Qty	Unit	Room Name
129	2	Each	Staff Office
202	2	Each	Clinical Office
204A	2	Each	Grad Student
204B	1	Each	Staff Office
204C	1	Each	Staff Office
204D	2	Each	Staff Office
204E	1	Each	Staff Office
206	2	Each	Clinical Office
208	1	Each	Staff Office
210	1	Each	Staff Office
215	1	Each	Staff Office
217	1	Each	Staff Office
220C	1	Each	Directors Office
220D	1	Each	Huddle Room
220E	1	Each	Staff Office
220F	1	Each	Staff Office
220G	1	Each	Staff Office
220H	5	Each	Staff Group Office
223	1	Each	Staff Office
225	1	Each	Staff Office
242B	1	Each	Staff Office
242C	1	Each	Staff Office
242D	1	Each	Staff Office
302A	1	Each	Staff Office
302B	1	Each	Break Room
302C	1	Each	Staff Office
302D	1	Each	Staff Office
302E	1	Each	Staff Office
302F	1	Each	Staff Office
302G	1	Each	Staff Office
302H	1	Each	Staff Office
302J	1	Each	Staff Office
302K	1	Each	Directors Office
302L	1	Each	Staff Office
302M	1	Each	Staff Office
302N	1	Each	Staff Office
302P	1	Each	Staff Office
302Q	1	Each	Staff Office
302R	1	Each	Staff Office
304	1	Each	Reception
304B	1	Each	Directors Office
304C	1	Each	Staff Office
304D	1	Each	Staff Office
304E	1	Each	Staff Office
304F	1	Each	Staff Office
304G	1	Each	Staff Office
304H	1	Each	Staff Office
304K	1	Each	Staff Office
304M	1	Each	Staff Office
304N	1	Each	Staff Office
304P	1	Each	Staff Office
304Q	1	Each	Staff Office
402A	1	Each	Clinical Office
402B	1	Each	Clinical Office
402C	1	Each	Clinical Office
402D	1	Each	Clinical Office
402E	1	Each	Clinical Office
402F	1	Each	Clinical Office

Room #	Qty	Unit	Room Name
402G	1	Each	Clinical Office
402H	1	Each	Clinical Office
402J	1	Each	Clinical Office
402K	1	Each	Clinical Office
402L	1	Each	Clinical Office
402M	1	Each	Clinical Office
402N	1	Each	Clinical Office
402P	1	Each	Clinical Office
404	1	Each	Clinical Office
406	1	Each	Clinical Office
424A	1	Each	Staff Office
424B	1	Each	Staff Office
424C	1	Each	Staff Office
424D	1	Each	Directors Office
424E	1	Each	Staff Office
424F	1	Each	Staff Office
424G	1	Each	Staff Office
424H	1	Each	Staff Office
424J	1	Each	Staff Office
424K	1	Each	Staff Office
424L	1	Each	Staff Office
424M	1	Each	Staff Office
424N	1	Each	Staff Office
424P	1	Each	Staff Office
424Q	1	Each	Staff Office
424R	1	Each	Directors Office
424T	1	Each	Reception
424U	2	Each	Staff Office
424Y	1	Each	Staff Office
503	1	Each	Student Orgs Office
505	1	Each	Student Orgs Office
513	1	Each	Student Orgs Office
514	1	Each	Student Orgs Office
515	1	Each	Student Orgs Office
516	1	Each	Student Orgs Office
517	1	Each	Student Orgs Office
518	1	Each	Student Orgs Office
519	1	Each	Student Orgs Office
520	1	Each	Student Orgs Office
523	1	Each	Student Orgs Office
525	1	Each	Student Orgs Office
527	1	Each	Student Orgs Office
528	1	Each	Directors Office
529	1	Each	Student Orgs Office
536	1	Each	Reception
537	1	Each	Student Orgs Office
539	1	Each	Student Orgs Office
512B	1	Each	Student Orgs Office
512C	1	Each	Student Orgs Office
512D	1	Each	Student Orgs Office
512E	1	Each	Student Orgs Office
512F	1	Each	Student Orgs Office
512G	1	Each	Student Orgs Office
512H	1	Each	Student Orgs Office
512J	1	Each	Student Orgs Office
512K	1	Each	Student Orgs Office
512L	1	Each	Student Orgs Office
512M	1	Each	Student Orgs Office
512N	1	Each	Student Orgs Office
512P	1	Each	Student Orgs Office
512Q	1	Each	Student Orgs Office

Room #	Qty	Unit	Room Name
526A	1	Each	Staff Office
526B	1	Each	Staff Office
528A	1	Each	Staff Office
528B	1	Each	Staff Office
528C	1	Each	Staff Office
528D	1	Each	Staff Office
528E	1	Each	Staff Office
528F	1	Each	Staff Office

Distribution

Prepared by Stacy Reed, IIDA, LEED AP ID+C

Furniture Schedule

Gensler

Project Name	UH Classroom and Business Building	Issue Date	10-21-11
Project Location	Houston, Texas	Revision Date	
Project Number	02.7044.101	File	5FD
Item	Classroom Waste Receptacle	This is page	1 of 3

Furniture											
Item Code	M-03 Manufacturer Rubbermaid										
Product No.	FGCC16MCGL										
Description	CC16 15-gallon steel receptacle with top opening, includes galvanized steel liner.										
Finish(es)	Mirror Chrome MC										
Dimensions	<table> <tr> <td>15" dia</td> <td></td> <td>28"</td> <td></td> <td></td> </tr> <tr> <td>W</td> <td>D</td> <td>H</td> <td>AH</td> <td>SH</td> </tr> </table>	15" dia		28"			W	D	H	AH	SH
15" dia		28"									
W	D	H	AH	SH							
Lock/Keying											
Contact	Jon Younghouse										
Phone Number	210-492-7868 x8941										
Email	jonathanyounghouse@rubbermaidcommercial.com										
Special Instructions											



Upholstery	
Manufacturer	
Name	
Fabric Type	
Product No.	
Color	
Width	
Content	
Fabric Repeat	
Contact	
Phone Number	
Special Instructions	

Upholstery

Supplier shall be responsible for verifying the accuracy and completeness of the specified product number for the product described and shall notify the designer of any discrepancies prior to placing the product on order. Manufacturer and Supply Dealer shall certify that this product meets regulations of the jurisdiction in which the project is located and includes required stamps, certification and labeling.

☐ Seaming Diagram
 ☐ Strike-Off
 ☐ Finish Sample
 ☐ Cutting
 ☐ Shop Dwgs
 ☐ Prototype
 ☐ Flame Certificate

- Manufacturer to submit sample of C.O.M. for designer's written approval prior to purchasing and fabrication of total quantity.
- All finish samples must be submitted to Gensler for approval prior to fabrication, including fabric, metal, stone and wood samples.
- Shop drawings, manufacturer data sheet, or prototype must be submitted to Gensler for approval prior to fabrication.
- Quantities listed do not include any overage or attic stock. Purchasing agent shall verify quantities prior to purchasing. Client and/or the Purchasing Agent are solely responsible for all quantities.
- Manufacturer representative listed to review product description and product number and notify Designer of any error or conflict in specification as indicated.
- All images, photographs, renderings of specified items contained in this specification package are for general design intent and reference only.
- Manufacturer to provide all required hardware and instructions for proper installation.
- Manufacturer to provide with heavy duty cleats for wall hung security mount to wall. Confirm with Contractor that required blocking is installed properly.

Room #	Qty	Unit	Room Name
104	1	Each	Classroom
106	1	Each	Classroom
107	1	Each	Copy
108	1	Each	Classroom
110	1	Each	Classroom
118	1	Each	Classroom
120	1	Each	Classroom
122	1	Each	Classroom
124	1	Each	Classroom
203	1	Each	Group Meeting Room
205	1	Each	Group Meeting Room
212	1	Each	Classroom
213	1	Each	Group Meeting Room
214	1	Each	Classroom
220A	1	Each	Breakroom
226	1	Each	Classroom
227	1	Each	Group Meeting Room
228	1	Each	Classroom
230	1	Each	Classroom
234	1	Each	Classroom
236	1	Each	Library
237	1	Each	Break Room
238	1	Each	Classroom
239	1	Each	Group Meeting Room
240	1	Each	Classroom
300	1	Each	MBA Commons
300B	1	Each	Print Room
304L	1	Each	Break Room
305	1	Each	Breakout Room
310	1	Each	Classroom
313	1	Each	Breakout Room
314	1	Each	Telecon Services
315	1	Each	Breakout Room
316	1	Each	Teleconferencing
317	1	Each	Breakout Room
319	1	Each	Breakout Room
303	1	Each	Breakout Room
323	1	Each	Breakout Room
325	1	Each	Breakout Room
327	1	Each	Breakout Room
328	1	Each	Meeting/Dining
329	1	Each	Breakout Room
330	1	Each	Reception
330A	1	Each	Conference
330A	1	Each	Coffee
337	1	Each	Breakout Room
339	1	Each	Breakout Room
403	1	Each	Breakout Room
405	1	Each	Breakout Room
408	1	Each	Student Lounge
410	1	Each	Classroom
412	1	Each	Classroom
413	1	Each	Breakout Room
414	1	Each	Classroom
415	1	Each	Breakout Room
416	1	Each	Classroom
417	1	Each	Breakout Room
418	1	Each	Breakout Room
419	1	Each	Breakout Room

Room #	Qty	Unit	Room Name
420	1	Each	Breakout Room
422	1	Each	Breakout Room
423	1	Each	Breakout Room
424S	1	Each	Conference
424X	1	Each	Break Room
425	1	Each	Breakout Room
426	1	Each	Breakout Room
427	1	Each	Breakout Room
429	1	Each	Breakout Room
437	1	Each	Breakout Room
439	1	Each	Breakout Room
502	1	Each	Seminar Room
506	1	Each	Seminar Room
508	1	Each	Seminar Room
510	1	Each	Student Orgs Meeting
522	1	Each	Student Orgs Meeting
524	1	Each	Conference
530	1	Each	Conference
538	1	Each	Conference
540	1	Each	Quiet Hall
526C	1	Each	Conference
526D	1	Each	Conference

Distribution

Prepared by

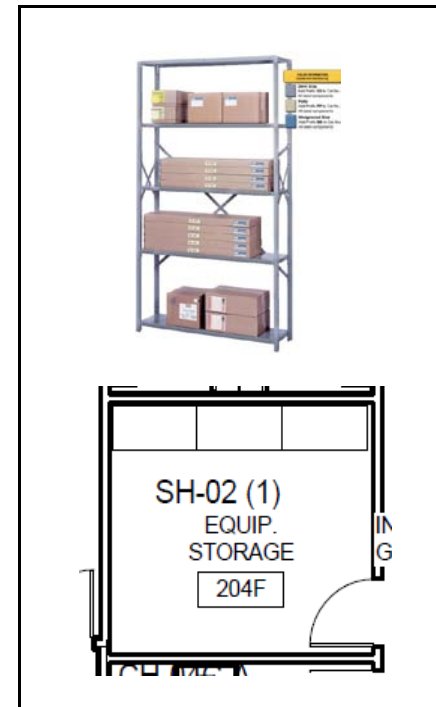
Stacy Reed, IIDA, LEED AP ID+C

Furniture Schedule

Gensler

Project Name	UH Classroom and Business Building	Issue Date	10-21-11
Project Location	Houston, Texas	Revision Date	
Project Number	02.7044.101	File	5FD
Item	Metal Shelving Range	This is page	1 of 2

Furniture					
Item Code	SH-02		Manufacturer Lyon		
Product No.	(1) 24" D Starter Unit PP8342SH (2) 24" D Add-On Unit PP8342H				
Description	8000 Series 42" & 48" Wide Shelving, 20-guage group consisting of one (1) 24" deep 84" high 5-shelf starter and two (2) 24" 84" high 5-shelf deep adders.				
Finish(es)	PP - Putty				
Dimensions	48"	24"	84"		
	W	D	H	AH	SH
Lock/Keying					
Contact	Jeff Gauthier				
Phone Number	512-507-8915				
Email	jgauthier@lyonworkspace.com				
Special Instructions	Code # 9200 Sales File # 0025-20110830069				



Upholstery	
Manufacturer	
Name	
Fabric Type	
Product No.	
Color	
Width	
Content	
Fabric Repeat	
Contact	
Phone Number	
Special Instructions	

Upholstery

Supplier shall be responsible for verifying the accuracy and completeness of the specified product number for the product described and shall notify the designer of any discrepancies prior to placing the product on order. Manufacturer and Supply Dealer shall certify that this product meets regulations of the jurisdiction in which the project is located and includes required stamps, certification and labeling.

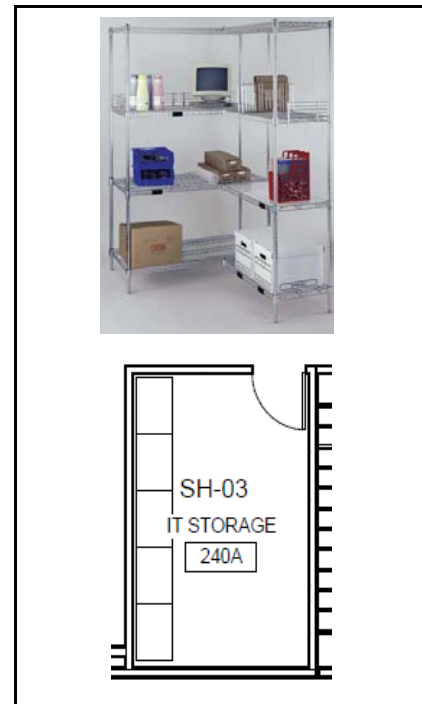
☐ Seaming Diagram
 ☐ Strike-Off
 ☐ Finish Sample
 ☐ Cutting
 ☐ Shop Dwgs
 ☐ Prototype
 ☐ Flame Certificate

- Manufacturer to submit sample of C.O.M. for designer's written approval prior to purchasing and fabrication of total quantity.
- All finish samples must be submitted to Gensler for approval prior to fabrication, including fabric, metal, stone and wood samples.
- Shop drawings, manufacturer data sheet, or prototype must be submitted to Gensler for approval prior to fabrication.
- Quantities listed do not include any overage or attic stock. Purchasing agent shall verify quantities prior to purchasing. Client and/or the Purchasing Agent are solely responsible for all quantities.
- Manufacturer representative listed to review product description and product number and notify Designer of any error or conflict in specification as indicated.
- All images, photographs, renderings of specified items contained in this specification package are for general design intent and reference only.
- Manufacturer to provide all required hardware and instructions for proper installation.
- Manufacturer to provide with heavy duty cleats for wall hung security mount to wall. Confirm with Contractor that required blocking is installed properly.

Room #	Qty	Unit	Room Name
204F	1	Group	Equipment Storage

Project Name	UH Classroom and Business Building	Issue Date	10-21-11
Project Location	Houston, Texas	Revision Date	
Project Number	02.7044.101	File	5FD
Item	Chrome Plated Wire Shelving Range	This is page	1 of 1

Furniture					
Item Code	SH-03		Manufacturer Lyon		
Product No.	(1) Starter Unit NF43130S (4) Add-On Unit NF43130A				
Description	Commercial 600 lb. capacity Chrome Plated Wire Shelving Unit consisting of one (1) started unit and four (4) adder units. Four (4) shelves.				
Finish(es)	Chrome Plating				
Dimensions	36"	24"	86"		
	W	D	H	AH	SH
Lock/Keying					
Contact	Jeff Gauthier				
Phone Number	512-507-8915				
Email	jgauthier@lyonworkspace.com				
Special Instructions	Code # 9200 Sales File # 0025-20110830069				



Upholstery
Manufacturer
Name
Fabric Type
Product No.
Color
Width
Content
Fabric Repeat
Contact
Phone Number
email
Special Instructions

Upholstery

Supplier shall be responsible for verifying the accuracy and completeness of the specified product number for the product described and shall notify the designer of any discrepancies prior to placing the product on order. Manufacturer and Supply Dealer shall certify that this product meets regulations of the jurisdiction in which the project is located and includes required stamps, certification and labeling.

☐ Seaming Diagram
 ☐ Strike-Off
 ☐ Finish Sample
 ☐ Cutting
 ☐ Shop Dwgs
 ☐ Prototype
 ☐ Flame Certificate

- Manufacturer to submit sample of C.O.M. for designer's written approval prior to purchasing and fabrication of total quantity.
- All finish samples must be submitted to Gensler for approval prior to fabrication, including fabric, metal, stone and wood samples.
- Shop drawings, manufacturer data sheet, or prototype must be submitted to Gensler for approval prior to fabrication.
- Quantities listed do not include any overage or attic stock. Purchasing agent shall verify quantities prior to purchasing. Client and/or the Purchasing Agent are solely responsible for all quantities.
- Manufacturer representative listed to review product description and product number and notify Designer of any error or conflict in specification as indicated.
- All images, photographs, renderings of specified items contained in this specification package are for general design intent and reference only.
- Manufacturer to provide all required hardware and instructions for proper installation.
- Manufacturer to provide with heavy duty cleats for wall hung security mount to wall. Confirm with Contractor that required blocking is installed properly.

Room #	Qty	Unit	Room Name
240A	1	Group	IT Storage

- Manufacturer to provide with heavy duty cleats for wall hung security mount to wall. Confirm with Contractor that required blocking is installed properly.

SH-04					
<i>To Be Installed in the Following Locations:</i>				Total	1 Group

Room #	Qty	Unit	Room Name
236	1	Group	Library

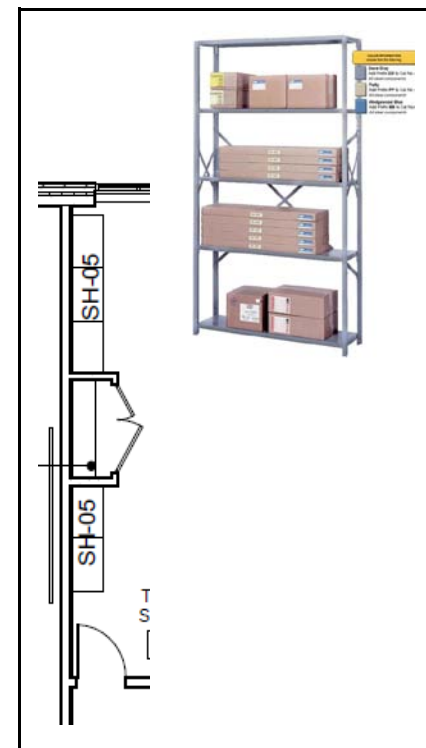
Distribution	
Prepared by	Stacy Reed, IIDA, LEED AP ID+C

Furniture Schedule

Gensler

Project Name	UH Classroom and Business Building	Issue Date	10-21-11
Project Location	Houston, Texas	Revision Date	
Project Number	02.7044.101	File	5FD
Item	Metal Shelving Range	This is page	1 of 2

Furniture					
Item Code	SH-05		Manufacturer Lyon		
Product No.	(2) 18" D Starter Unit PP8031SH (3) 18" D Add-On Unit PP8031H				
Description	8000 Series 36" Wide Shelving, 20-guage group consisting of two (2) 18" deep 84" high 7-shelf starters and three (3) 18" 84" high 7-shelf deep adders.				
Finish(es)	PP - Putty				
Dimensions	36"	18"	84"		
	W	D	H	AH	SH
Lock/Keying					
Contact	Jeff Gauthier				
Phone Number	512-507-8915				
Email	jgauthier@lyonworkspace.com				
Special Instructions	Code # 9200 Sales File # 0025-20110830069				



Upholstery	
Manufacturer	
Name	
Fabric Type	
Product No.	
Color	
Width	
Content	
Fabric Repeat	
Contact	
Phone Number	
Special Instructions	

Upholstery

Supplier shall be responsible for verifying the accuracy and completeness of the specified product number for the product described and shall notify the designer of any discrepancies prior to placing the product on order. Manufacturer and Supply Dealer shall certify that this product meets regulations of the jurisdiction in which the project is located and includes required stamps, certification and labeling.

☐ Seaming Diagram
 ☐ Strike-Off
 ☐ Finish Sample
 ☐ Cutting
 ☐ Shop Dwgs
 ☐ Prototype
 ☐ Flame Certificate

- Manufacturer to submit sample of C.O.M. for designer's written approval prior to purchasing and fabrication of total quantity.
- All finish samples must be submitted to Gensler for approval prior to fabrication, including fabric, metal, stone and wood samples.
- Shop drawings, manufacturer data sheet, or prototype must be submitted to Gensler for approval prior to fabrication.
- Quantities listed do not include any overage or attic stock. Purchasing agent shall verify quantities prior to purchasing.
Client and/or the Purchasing Agent are solely responsible for all quantities.
- Manufacturer representative listed to review product description and product number and notify Designer of any error or conflict in specification as indicated.
- All images, photographs, renderings of specified items contained in this specification package are for general design intent and reference only.
- Manufacturer to provide all required hardware and instructions for proper installation.
- Manufacturer to provide with heavy duty cleats for wall hung security mount to wall. Confirm with Contractor that required blocking is installed properly.

SH-05	
To Be Installed in the Following Locations:	Total 1 Group

Room #	Qty	Unit	Room Name
314	1	Group	Telecon Services

Distribution
Prepared by Stacy Reed, IIDA, LEED AP ID+C

Furniture Schedule

Gensler

Project Name	UH Classroom and Business Building	Issue Date	10-21-11
Project Location	Houston, Texas	Revision Date	
Project Number	02.7044.101	File	5FD
Item	Metal Shelving Range	This is page	1 of 2

Furniture

Item Code SH-06 **Manufacturer** Lyon

Product No. (1) 18" D Starter Unit 8341SH
(3) 18" D Add-On Unit 8341H

Description 8000 Series 42" & 48" Wide Shelving, 20-guage group consisting of one (1) 18" deep 84" high 5-shelf starter and three (3) 18" 84" high 5-shelf deep adders.

Finish(es) PP - Putty

Dimensions

48"	18"	84"		
W	D	H	AH	SH

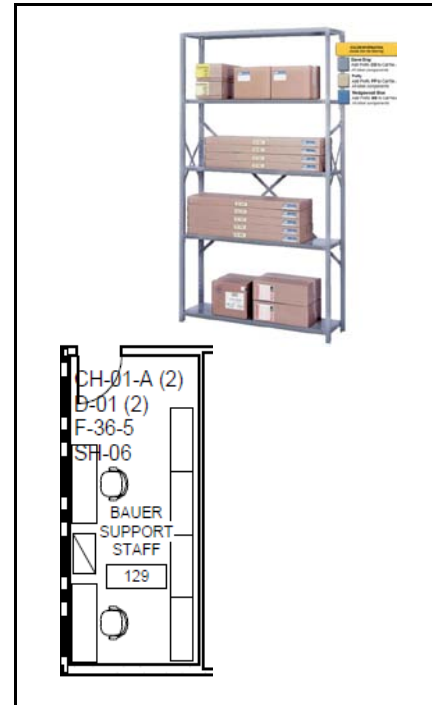
Lock/Keying

Contact Jeff Gauthier

Phone Number 512-507-8915

Email

Special Instructions Code # 9200
Sales File # 0025-20110830069



Upholstery

Manufacturer

Name

Fabric Type

Product No.

Color

Width

Content

Fabric Repeat

Contact

Phone Number

Special Instructions

Upholstery

Supplier shall be responsible for verifying the accuracy and completeness of the specified product number for the product described and shall notify the designer of any discrepancies prior to placing the product on order. Manufacturer and Supply Dealer shall certify that this product meets regulations of the jurisdiction in which the project is located and includes required stamps, certification and labeling.

☐ Seaming Diagram ☐ Strike-Off ☐ Finish Sample ☐ Cutting ☐ Shop Dwgs ☐ Prototype ☐ Flame Certificate

- Manufacturer to submit sample of C.O.M. for designer's written approval prior to purchasing and fabrication of total quantity.
- All finish samples must be submitted to Gensler for approval prior to fabrication, including fabric, metal, stone and wood samples.
- Shop drawings, manufacturer data sheet, or prototype must be submitted to Gensler for approval prior to fabrication.
- Quantities listed do not include any overage or attic stock. Purchasing agent shall verify quantities prior to purchasing. Client and/or the Purchasing Agent are solely responsible for all quantities.
- Manufacturer representative listed to review product description and product number and notify Designer of any error or conflict in specification as indicated.
- All images, photographs, renderings of specified items contained in this specification package are for general design intent and reference only.
- Manufacturer to provide all required hardware and instructions for proper installation.
- Manufacturer to provide with heavy duty cleats for wall hung security mount to wall. Confirm with Contractor that required blocking is installed properly.

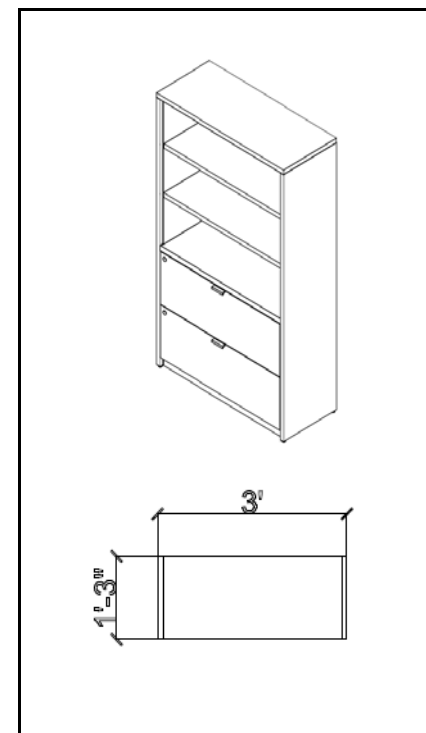
Room #	Qty	Unit	Room Name
129	1	Group	Bauer Support Staff

Furniture Schedule

Gensler

Project Name	UH Classroom and Business Building	Issue Date	10-21-11
Project Location	Houston, Texas	Revision Date	
Project Number	02.7044.101	File	5FD
Item	Combo Unit	This is page	1 of 3

Furniture											
Item Code	SH-07G Knoll Manufacturer Knoll										
Product No.											
Description	Template storage unit consisting of: one 2-high lateral file below a three high bookcase.										
Finish(es)	Cases: Soft Grey 117 Faces: Soft Grey 117										
Dimensions	<table> <tr> <td>36"</td> <td>15"</td> <td>84"</td> <td></td> <td></td> </tr> <tr> <td>W</td> <td>D</td> <td>H</td> <td>AH</td> <td>SH</td> </tr> </table>	36"	15"	84"			W	D	H	AH	SH
36"	15"	84"									
W	D	H	AH	SH							
Lock/Keying											
Contact	Susan Quarles										
Phone Number	281-216-8227										
Email	Susan.Quarles@knoll.com										
Special Instructions											



Upholstery	
Manufacturer	
Name	
Fabric Type	
Product No.	
Color	
Width	
Content	
Fabric Repeat	
Contact	
Phone Number	
Email	
Special Instructions	

Upholstery

Supplier shall be responsible for verifying the accuracy and completeness of the specified product number for the product described and shall notify the designer of any discrepancies prior to placing the product on order. Manufacturer and Supply Dealer shall certify that this product meets regulations of the jurisdiction in which the project is located and includes required stamps, certification and labeling.

☐ Seaming Diagram
 ☐ Strike-Off
 ☐ Finish Sample
 ☐ Cutting
 ☒ Shop Dwgs
 ☐ Prototype
 ☐ Flame Certificate

- Manufacturer to submit sample of C.O.M. for designer's written approval prior to purchasing and fabrication of total quantity.
- All finish samples must be submitted to Gensler for approval prior to fabrication, including fabric, metal, stone and wood samples.
- Shop drawings, manufacturer data sheet, or prototype must be submitted to Gensler for approval prior to fabrication.
- Quantities listed do not include any overage or attic stock. Purchasing agent shall verify quantities prior to purchasing. Client and/or the Purchasing Agent are solely responsible for all quantities.
- Manufacturer representative listed to review product description and product number and notify Designer of any error or conflict in specification as indicated.
- All images, photographs, renderings of specified items contained in this specification package are for general design intent and reference only.
- Manufacturer to provide all required hardware and instructions for proper installation.
- Manufacturer to provide with heavy duty cleats for wall hung security mount to wall. Confirm with Contractor that required blocking is installed properly.

SH-07G Knoll**To Be Installed in the Following Locations:****Total 61 Each**

Room #	Qty	Unit	Room Name
208	1	Each	Staff Office
210	1	Each	Staff Office
215	1	Each	Staff Office
217	1	Each	Staff Office
220E	1	Each	Staff Office
220F	1	Each	Staff Office
220G	1	Each	Staff Office
223	1	Each	Staff Office
225	1	Each	Staff Office
242B	1	Each	Staff Office
242C	1	Each	Staff Office
242D	1	Each	Staff Office
302A	1	Each	Staff Office
302C	1	Each	Staff Office
302D	1	Each	Staff Office
302E	1	Each	Staff Office
302F	1	Each	Staff Office
302G	1	Each	Staff Office
302J	1	Each	Staff Office
302L	1	Each	Staff Office
302M	1	Each	Staff Office
302N	1	Each	Staff Office
302P	1	Each	Staff Office
302Q	1	Each	Staff Office
302R	1	Each	Staff Office
304C	1	Each	Staff Office
304D	1	Each	Staff Office
304E	1	Each	Staff Office
304F	1	Each	Staff Office
304G	1	Each	Staff Office
304H	1	Each	Staff Office
304K	1	Each	Staff Office
304M	1	Each	Staff Office
304N	1	Each	Staff Office
304P	1	Each	Staff Office
304Q	1	Each	Staff Office
402C	1	Each	Clinical Office
402H	1	Each	Clinical Office
424A	1	Each	Staff Office
424B	1	Each	Staff Office
424C	1	Each	Staff Office
424F	1	Each	Staff Office
424G	1	Each	Staff Office
424H	1	Each	Staff Office
424J	1	Each	Staff Office
424K	1	Each	Staff Office
424L	1	Each	Staff Office
424M	1	Each	Staff Office
424N	1	Each	Staff Office
424P	1	Each	Staff Office
424Q	1	Each	Staff Office
424U	1	Each	Staff Office
424Y	1	Each	Staff Office
526A	1	Each	Staff Office
526B	1	Each	Staff Office
528A	1	Each	Staff Office
528B	1	Each	Staff Office
528C	1	Each	Staff Office
528D	1	Each	Staff Office

Room #	Qty	Unit	Room Name
528E	1	Each	Staff Office
528F	1	Each	Staff Office

Distribution

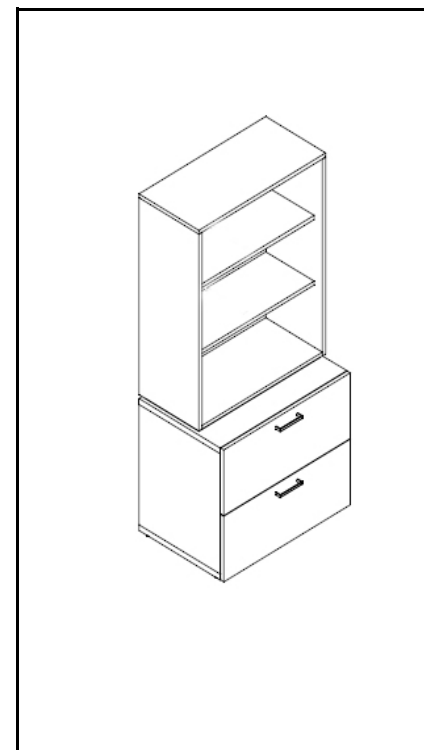
Prepared by Stacy Reed, IIDA, LEED AP ID+C

Furniture Schedule

Gensler

Project Name	UH Classroom and Business Building	Issue Date	10-21-11
Project Location	Houston, Texas	Revision Date	
Project Number	02.7044.101	File	5FD
Item	Combo Unit	This is page	1 of 2

Furniture											
Item Code	SH-07G Watson Manufacturer Watson										
Product No.											
Description	Zo storage unit consisting of: one 2-high lateral file below a two high bookcase.										
Finish(es)	Faces: Grey Mesh Cases: Dark Champagne										
Dimensions	<table border="0"> <tr> <td>30"</td> <td>20"</td> <td>66"</td> <td></td> <td></td> </tr> <tr> <td>W</td> <td>D</td> <td>H</td> <td>AH</td> <td>SH</td> </tr> </table>	30"	20"	66"			W	D	H	AH	SH
30"	20"	66"									
W	D	H	AH	SH							
Lock/Keying											
Contact	Miriam Campbell										
Phone Number	512-474-1223										
Email	miriam@jmcassociates.com										
Special Instructions											



Upholstery
Manufacturer
Name
Fabric Type
Product No.
Color
Width
Content
Fabric Repeat
Contact
Phone Number
Email
Special Instructions

Upholstery

Supplier shall be responsible for verifying the accuracy and completeness of the specified product number for the product described and shall notify the designer of any discrepancies prior to placing the product on order. Manufacturer and Supply Dealer shall certify that this product meets regulations of the jurisdiction in which the project is located and includes required stamps, certification and labeling.

☐ Seaming Diagram
 ☐ Strike-Off
 ☐ Finish Sample
 ☐ Cutting
 ☐ Shop Dwgs
 ☐ Prototype
 ☐ Flame Certificate

- Manufacturer to submit sample of C.O.M. for designer's written approval prior to purchasing and fabrication of total quantity.
- All finish samples must be submitted to Gensler for approval prior to fabrication, including fabric, metal, stone and wood samples.
- Shop drawings, manufacturer data sheet, or prototype must be submitted to Gensler for approval prior to fabrication.
- Quantities listed do not include any overage or attic stock. Purchasing agent shall verify quantities prior to purchasing. Client and/or the Purchasing Agent are solely responsible for all quantities.
- Manufacturer representative listed to review product description and product number and notify Designer of any error or conflict in specification as indicated.
- All images, photographs, renderings of specified items contained in this specification package are for general design intent and reference only.
- Manufacturer to provide all required hardware and instructions for proper installation.
- Manufacturer to provide with heavy duty cleats for wall hung security mount to wall. Confirm with Contractor that required blocking is installed properly.

SH-07G Watson

To Be Installed in the Following Locations:

Total 2 Group

Room #	Qty	Unit	Room Name
402C	1	Group	Clinical Office
402H	1	Group	Clinical Office

Distribution

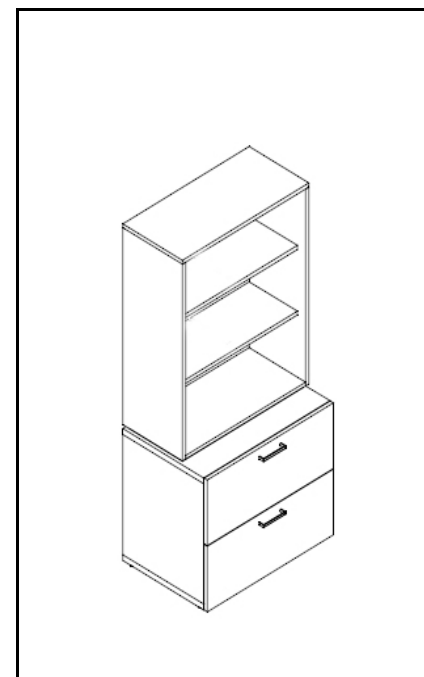
Prepared by Stacy Reed, IIDA, LEED AP ID+C

Furniture Schedule

Gensler

Project Name	UH Classroom and Business Building	Issue Date	10-21-11
Project Location	Houston, Texas	Revision Date	
Project Number	02.7044.101	File	5FD
Item	Combo Unit	This is page	1 of 2

Furniture					
Item Code	SH-07WD Watson		Manufacturer Watson		
Product No.					
Description	Zo storage unit consisting of: one 2-high lateral file below a three high bookcase.				
Finish(es)	Faces: Colombian Walnut Cases: Dark Champagne				
Dimensions	30"	20"	66"		
	W	D	H	AH	SH
Lock/Keying					
Contact	Miriam Campbell				
Phone Number	512-474-1223				
Email	miriam@jmcassociates.com				
Special Instructions					



Upholstery					
Manufacturer					
Name					
Fabric Type					
Product No.					
Color					
Width					
Content					
Fabric Repeat					
Contact					
Phone Number					
Email					
Special Instructions					

Upholstery

Supplier shall be responsible for verifying the accuracy and completeness of the specified product number for the product described and shall notify the designer of any discrepancies prior to placing the product on order. Manufacturer and Supply Dealer shall certify that this product meets regulations of the jurisdiction in which the project is located and includes required stamps, certification and labeling.

☐ Seaming Diagram
 ☐ Strike-Off
 ☐ Finish Sample
 ☐ Cutting
 ☐ Shop Dwgs
 ☐ Prototype
 ☐ Flame Certificate

- Manufacturer to submit sample of C.O.M. for designer's written approval prior to purchasing and fabrication of total quantity.
- All finish samples must be submitted to Gensler for approval prior to fabrication, including fabric, metal, stone and wood samples.
- Shop drawings, manufacturer data sheet, or prototype must be submitted to Gensler for approval prior to fabrication.
- Quantities listed do not include any overage or attic stock. Purchasing agent shall verify quantities prior to purchasing.
Client and/or the Purchasing Agent are solely responsible for all quantities.
- Manufacturer representative listed to review product description and product number and notify Designer of any error or conflict in specification as indicated.
- All images, photographs, renderings of specified items contained in this specification package are for general design intent and reference only.
- Manufacturer to provide all required hardware and instructions for proper installation.
- Manufacturer to provide with heavy duty cleats for wall hung security mount to wall. Confirm with Contractor that required blocking is installed properly.

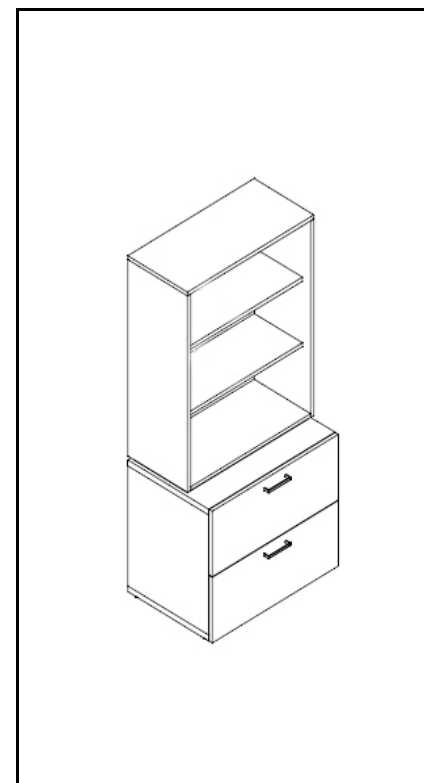
Room #	Qty	Unit	Room Name
302A	1	Group	Staff Office
302C	1	Group	Staff Office
302D	1	Group	Staff Office
302E	1	Group	Staff Office
302F	1	Group	Staff Office
302G	1	Group	Staff Office
302J	1	Group	Staff Office
302L	1	Group	Staff Office
302M	1	Group	Staff Office
302N	1	Group	Staff Office
302P	1	Group	Staff Office
302Q	1	Group	Staff Office
302R	1	Group	Staff Office
304C	1	Group	Staff Office
304D	1	Group	Staff Office
304E	1	Group	Staff Office
304F	1	Group	Staff Office
304G	1	Group	Staff Office
304H	1	Group	Staff Office
304K	1	Group	Staff Office
304M	1	Group	Staff Office
304N	1	Group	Staff Office
304P	1	Group	Staff Office
304Q	1	Group	Staff Office
424A	1	Group	Staff Office
424B	1	Group	Staff Office
424C	1	Group	Staff Office
424F	1	Group	Staff Office
424G	1	Group	Staff Office
424H	1	Group	Staff Office
424J	1	Group	Staff Office
424K	1	Group	Staff Office
424L	1	Group	Staff Office
424M	1	Group	Staff Office
424N	1	Group	Staff Office
424P	1	Group	Staff Office
424Q	1	Group	Staff Office
424U	1	Group	Staff Office
424Y	1	Group	Staff Office
526A	1	Group	Staff Office
526B	1	Group	Staff Office
528A	1	Group	Staff Office
528B	1	Group	Staff Office
528C	1	Group	Staff Office
528D	1	Group	Staff Office
528E	1	Group	Staff Office
528F	1	Group	Staff Office

Furniture Schedule

Gensler

Project Name	UH Classroom and Business Building	Issue Date	10-21-11
Project Location	Houston, Texas	Revision Date	
Project Number	02.7044.101	File	5FD
Item	Combo Unit	This is page	1 of 2

Furniture					
Item Code	SH-07WH Watson		Manufacturer Watson		
Product No.					
Description	Zo storage unit consisting of: one 2-high lateral file below a three high bookcase.				
Finish(es)	Faces: Frosty White Cases: White Linen				
Dimensions	30"	20"	66"		
	W	D	H	AH	SH
Lock/Keying					
Contact	Miriam Campbell				
Phone Number	512-474-1223				
Email	miriam@jmcassociates.com				
Special Instructions					



Upholstery	
Manufacturer	
Name	
Fabric Type	
Product No.	
Color	
Width	
Content	
Fabric Repeat	
Contact	
Phone Number	
Email	
Special Instructions	

Upholstery

Supplier shall be responsible for verifying the accuracy and completeness of the specified product number for the product described and shall notify the designer of any discrepancies prior to placing the product on order. Manufacturer and Supply Dealer shall certify that this product meets regulations of the jurisdiction in which the project is located and includes required stamps, certification and labeling.

☐ Seaming Diagram
 ☐ Strike-Off
 ☐ Finish Sample
 ☐ Cutting
 ☐ Shop Dwgs
 ☐ Prototype
 ☐ Flame Certificate

- Manufacturer to submit sample of C.O.M. for designer's written approval prior to purchasing and fabrication of total quantity.
- All finish samples must be submitted to Gensler for approval prior to fabrication, including fabric, metal, stone and wood samples.
- Shop drawings, manufacturer data sheet, or prototype must be submitted to Gensler for approval prior to fabrication.
- Quantities listed do not include any overage or attic stock. Purchasing agent shall verify quantities prior to purchasing.
Client and/or the Purchasing Agent are solely responsible for all quantities.
- Manufacturer representative listed to review product description and product number and notify Designer of any error or conflict in specification as indicated.
- All images, photographs, renderings of specified items contained in this specification package are for general design intent and reference only.

- Manufacturer to provide all required hardware and instructions for proper installation.
- Manufacturer to provide with heavy duty cleats for wall hung security mount to wall. Confirm with Contractor that required blocking is installed properly.

SH-07WH Watson					
<i>To Be Installed in the Following Locations:</i>				Total	12 Group

Room #	Qty	Unit	Room Name
208	1	Group	Staff Office
210	1	Group	Staff Office
215	1	Group	Staff Office
217	1	Group	Staff Office
220E	1	Group	Staff Office
220F	1	Group	Staff Office
220G	1	Group	Staff Office
223	1	Group	Staff Office
225	1	Group	Staff Office
242B	1	Group	Staff Office
242C	1	Group	Staff Office
242D	1	Group	Staff Office

Distribution	
Prepared by	Stacy Reed, IIDA, LEED AP ID+C

Furniture Schedule

Gensler

Project Name	UH Classroom and Business Building	Issue Date	10-21-11
Project Location	Houston, Texas	Revision Date	
Project Number	02.7044.101	File	5FD
Item	Break Room Table	This is page	1 of 2

Furniture					
Item Code	TA-01WD		Manufacturer Bernhardt		
Product No.	Q YBW F F V 654				
Description	Revue square, laminate top table with polished aluminum base.				
Finish(es)	Top: Laminate Colombian Walnut Edge: 1-1/4" Flat Colombian Walnut Base: Polished Aluminum				
Dimensions	36"	36"	29.5"		
	W	D	H	AH	SH
Lock/Keying					
Contact	Sally Rice				
Phone Number	713-666-8585				
Email	fergrice@sbcglobal.net				
Special Instructions					



Upholstery					
Manufacturer					
Name					
Fabric Type					
Product No.					
Color					
Width					
Content					
Fabric Repeat					
Contact					
Phone Number					
Special Instructions					

Upholstery

Supplier shall be responsible for verifying the accuracy and completeness of the specified product number for the product described and shall notify the designer of any discrepancies prior to placing the product on order. Manufacturer and Supply Dealer shall certify that this product meets regulations of the jurisdiction in which the project is located and includes required stamps, certification and labeling.

☐ Seaming Diagram
 ☐ Strike-Off
 ☐ Finish Sample
 ☐ Cutting
 ☐ Shop Dwgs
 ☐ Prototype
 ☐ Flame Certificate

- Manufacturer to submit sample of C.O.M. for designer's written approval prior to purchasing and fabrication of total quantity.
- All finish samples must be submitted to Gensler for approval prior to fabrication, including fabric, metal, stone and wood samples.
- Shop drawings, manufacturer data sheet, or prototype must be submitted to Gensler for approval prior to fabrication.
- Quantities listed do not include any overage or attic stock. Purchasing agent shall verify quantities prior to purchasing. Client and/or the Purchasing Agent are solely responsible for all quantities.
- Manufacturer representative listed to review product description and product number and notify Designer of any error or conflict in specification as indicated.
- All images, photographs, renderings of specified items contained in this specification package are for general design intent and reference only.
- Manufacturer to provide all required hardware and instructions for proper installation.
- Manufacturer to provide with heavy duty cleats for wall hung security mount to wall. Confirm with Contractor that required blocking is installed properly.

Room #	Qty	Unit	Room Name
304L	1	Each	Break Room
424X	1	Each	Break Room
534	1	Each	Break Room

Furniture Schedule

Gensler

Project Name	UH Classroom and Business Building	Issue Date	10-21-11
Project Location	Houston, Texas	Revision Date	
Project Number	02.7044.101	File	5FD
Item	Break Room Table	This is page	1 of 2

Furniture					
Item Code	TA-01WH		Manufacturer Bernhardt		
Product No.	Q YBW F F V 612				
Description	Revue square, laminate top table with polished aluminum base.				
Finish(es)	Top: Laminate Frosty White Edge: 1-1/4" Flat Frosty White Base: Polished Aluminum				
Dimensions	36"	36"	29.5"		
	W	D	H	AH	SH
Lock/Keying					
Contact	Sally Rice				
Phone Number	713-666-8585				
Email	fergrice@sbcglobal.net				
Special Instructions					



Upholstery					
Manufacturer					
Name					
Fabric Type					
Product No.					
Color					
Width					
Content					
Fabric Repeat					
Contact					
Phone Number					
Special Instructions					

Upholstery

Supplier shall be responsible for verifying the accuracy and completeness of the specified product number for the product described and shall notify the designer of any discrepancies prior to placing the product on order. Manufacturer and Supply Dealer shall certify that this product meets regulations of the jurisdiction in which the project is located and includes required stamps, certification and labeling.

☐ Seaming Diagram
 ☐ Strike-Off
 ☐ Finish Sample
 ☐ Cutting
 ☐ Shop Dwgs
 ☐ Prototype
 ☐ Flame Certificate

- Manufacturer to submit sample of C.O.M. for designer's written approval prior to purchasing and fabrication of total quantity.
- All finish samples must be submitted to Gensler for approval prior to fabrication, including fabric, metal, stone and wood samples.
- Shop drawings, manufacturer data sheet, or prototype must be submitted to Gensler for approval prior to fabrication.
- Quantities listed do not include any overage or attic stock. Purchasing agent shall verify quantities prior to purchasing. Client and/or the Purchasing Agent are solely responsible for all quantities.
- Manufacturer representative listed to review product description and product number and notify Designer of any error or conflict in specification as indicated.
- All images, photographs, renderings of specified items contained in this specification package are for general design intent and reference only.
- Manufacturer to provide all required hardware and instructions for proper installation.
- Manufacturer to provide with heavy duty cleats for wall hung security mount to wall. Confirm with Contractor that required blocking is installed properly.

Room #	Qty	Unit	Room Name
103	2	Each	Informal Meeting
220A	1	Each	Breakroom
232	2	Each	Informal Meeting Area

Furniture Schedule

Gensler

Project Name	UH Classroom and Business Building	Issue Date	10-21-11
Project Location	Houston, Texas	Revision Date	
Project Number	02.7044.101	File	5FD
Item	Powered Classroom Table	This is page	1 of 2

Furniture											
Item Code	TA-02P-CW Manufacturer Versteel										
Product No.											
Description	Uno2 powered table fixed c-leg with casters, laminate top and steel modesty panel. Pop-up power module located on the center of the table.										
Finish(es)	Top: Wilsonart 7943K-07 Colombian Walnut Edge: 1-1/4" Flat EB Ebony Base: CM Champagne										
Dimensions	<table> <tr> <td>66"</td> <td>20"</td> <td>29"</td> <td></td> <td></td> </tr> <tr> <td>W</td> <td>D</td> <td>H</td> <td>AH</td> <td>SH</td> </tr> </table>	66"	20"	29"			W	D	H	AH	SH
66"	20"	29"									
W	D	H	AH	SH							
Lock/Keying											
Contact	Miriam Campbell										
Phone Number	512-474-122										
Email	miriam@jmcassociates.com										
Special Instructions											



Upholstery	
Manufacturer	
Name	
Fabric Type	
Product No.	
Color	
Width	
Content	
Fabric Repeat	
Contact	
Phone Number	
Special Instructions	

Upholstery

Supplier shall be responsible for verifying the accuracy and completeness of the specified product number for the product described and shall notify the designer of any discrepancies prior to placing the product on order. Manufacturer and Supply Dealer shall certify that this product meets regulations of the jurisdiction in which the project is located and includes required stamps, certification and labeling.

☐ Seaming Diagram
 ☐ Strike-Off
 ☐ Finish Sample
 ☐ Cutting
 ☐ Shop Dwgs
 ☐ Prototype
 ☐ Flame Certificate

- Manufacturer to submit sample of C.O.M. for designer's written approval prior to purchasing and fabrication of total quantity.
- All finish samples must be submitted to Gensler for approval prior to fabrication, including fabric, metal, stone and wood samples.
- Shop drawings, manufacturer data sheet, or prototype must be submitted to Gensler for approval prior to fabrication.
- Quantities listed do not include any overage or attic stock. Purchasing agent shall verify quantities prior to purchasing. Client and/or the Purchasing Agent are solely responsible for all quantities.
- Manufacturer representative listed to review product description and product number and notify Designer of any error or conflict in specification as indicated.
- All images, photographs, renderings of specified items contained in this specification package are for general design intent and reference only.
- Manufacturer to provide all required hardware and instructions for proper installation.
- Manufacturer to provide with heavy duty cleats for wall hung security mount to wall. Confirm with Contractor that required blocking is installed properly.

Room #	Qty	Unit	Room Name
524	17	Each	Conference
538	6	Each	Conference

Furniture Schedule

Gensler

Project Name	UH Classroom and Business Building	Issue Date	10-21-11
Project Location	Houston, Texas	Revision Date	
Project Number	02.7044.101	File	5FD
Item	Powered Classroom Table	This is page	1 of 2

Furniture											
Item Code	TA-02P-W Manufacturer Versteel										
Product No.											
Description	Uno2 powered table fixed c-leg with laminate top and steel modesty panel. Pop-up power module located on the center of the table.										
Finish(es)	Top: Wilsonart 1573-60 Frosty White Edge: 1-1/4" Flat NM Nimbus Base: NM Nimbus										
Dimensions	<table border="0"> <tr> <td>66"</td> <td>20"</td> <td>29"</td> <td></td> <td></td> </tr> <tr> <td>W</td> <td>D</td> <td>H</td> <td>AH</td> <td>SH</td> </tr> </table>	66"	20"	29"			W	D	H	AH	SH
66"	20"	29"									
W	D	H	AH	SH							
Lock/Keying											
Contact	Miriam Campbell										
Phone Number	512-474-122										
Email	miriam@jmcassociates.com										
Special Instructions											



Upholstery
Manufacturer
Name
Fabric Type
Product No.
Color
Width
Content
Fabric Repeat
Contact
Phone Number
Special Instructions

Upholstery

Supplier shall be responsible for verifying the accuracy and completeness of the specified product number for the product described and shall notify the designer of any discrepancies prior to placing the product on order. Manufacturer and Supply Dealer shall certify that this product meets regulations of the jurisdiction in which the project is located and includes required stamps, certification and labeling.

☐ Seaming Diagram
 ☐ Strike-Off
 ☐ Finish Sample
 ☐ Cutting
 ☐ Shop Dwgs
 ☐ Prototype
 ☐ Flame Certificate

- Manufacturer to submit sample of C.O.M. for designer's written approval prior to purchasing and fabrication of total quantity.
- All finish samples must be submitted to Gensler for approval prior to fabrication, including fabric, metal, stone and wood samples.
- Shop drawings, manufacturer data sheet, or prototype must be submitted to Gensler for approval prior to fabrication.
- Quantities listed do not include any overage or attic stock. Purchasing agent shall verify quantities prior to purchasing. Client and/or the Purchasing Agent are solely responsible for all quantities.
- Manufacturer representative listed to review product description and product number and notify Designer of any error or conflict in specification as indicated.
- All images, photographs, renderings of specified items contained in this specification package are for general design intent and reference only.
- Manufacturer to provide all required hardware and instructions for proper installation.
- Manufacturer to provide with heavy duty cleats for wall hung security mount to wall. Confirm with Contractor that required blocking is installed properly.

Room #	Qty	Unit	Room Name
214	24	Each	Classroom
226	16	Each	Classroom
228	16	Each	Classroom

Furniture Schedule

Gensler

Project Name	UH Classroom and Business Building	Issue Date	10-21-11
Project Location	Houston, Texas	Revision Date	
Project Number	02.7044.101	File	5FD
Item	Classroom Table	This is page	1 of 2

Furniture											
Item Code	TA-02W Manufacturer Versteel										
Product No.											
Description	Uno2 table fixed c-leg with laminate top and steel modesty panel.										
Finish(es)	Top: Wilsonart 1573-60 Frosty White Edge: 1-1/4" Flat NM Nimbus Base: NM Nimbus										
Dimensions	<table> <tr> <td>66"</td> <td>20"</td> <td>29"</td> <td></td> <td></td> </tr> <tr> <td>W</td> <td>D</td> <td>H</td> <td>AH</td> <td>SH</td> </tr> </table>	66"	20"	29"			W	D	H	AH	SH
66"	20"	29"									
W	D	H	AH	SH							
Lock/Keying											
Contact	Miriam Campbell										
Phone Number	512-474-122										
Email	miriam@jmcassociates.com										
Special Instructions											



Upholstery
Manufacturer
Name
Fabric Type
Product No.
Color
Width
Content
Fabric Repeat
Contact
Phone Number
Special Instructions

Upholstery

Supplier shall be responsible for verifying the accuracy and completeness of the specified product number for the product described and shall notify the designer of any discrepancies prior to placing the product on order. Manufacturer and Supply Dealer shall certify that this product meets regulations of the jurisdiction in which the project is located and includes required stamps, certification and labeling.

☐ Seaming Diagram
 ☐ Strike-Off
 ☐ Finish Sample
 ☐ Cutting
 ☐ Shop Dwgs
 ☐ Prototype
 ☐ Flame Certificate

- Manufacturer to submit sample of C.O.M. for designer's written approval prior to purchasing and fabrication of total quantity.
- All finish samples must be submitted to Gensler for approval prior to fabrication, including fabric, metal, stone and wood samples.
- Shop drawings, manufacturer data sheet, or prototype must be submitted to Gensler for approval prior to fabrication.
- Quantities listed do not include any overage or attic stock. Purchasing agent shall verify quantities prior to purchasing. Client and/or the Purchasing Agent are solely responsible for all quantities.
- Manufacturer representative listed to review product description and product number and notify Designer of any error or conflict in specification as indicated.
- All images, photographs, renderings of specified items contained in this specification package are for general design intent and reference only.
- Manufacturer to provide all required hardware and instructions for proper installation.
- Manufacturer to provide with heavy duty cleats for wall hung security mount to wall. Confirm with Contractor that required blocking is installed properly.

Room #	Qty	Unit	Room Name
230	14	Each	Classroom

Furniture Schedule

Gensler

Project Name	UH Classroom and Business Building	Issue Date	10-21-11
Project Location	Houston, Texas	Revision Date	
Project Number	02.7044.101	File	5FD
Item	Powered Classroom Table	This is page	1 of 2

Furniture											
Item Code	TA-03GM Manufacturer Versteel										
Product No.	UST1 1896REFX L P2S TW4877-38 PAB CM										
Description	Uno Squared fixed t-leg table with laminate top and pvc edge.										
Finish(es)	Top: Wilsonart 4877-38 Grey Mesh Edge: AB Alabaster Base: CM Champagne										
Dimensions	<table> <tr> <td>96"</td> <td>18"</td> <td>29"</td> <td></td> <td></td> </tr> <tr> <td>W</td> <td>D</td> <td>H</td> <td>AH</td> <td>SH</td> </tr> </table>	96"	18"	29"			W	D	H	AH	SH
96"	18"	29"									
W	D	H	AH	SH							
Lock/Keying											
Contact	Miriam Campbell										
Phone Number	512-474-1223										
Email	miriam@jmcassociates.com										
Special Instructions											



Upholstery	
Manufacturer	
Name	
Fabric Type	
Product No.	
Color	
Width	
Content	
Fabric Repeat	
Contact	
Phone Number	
Special Instructions	

Upholstery

Supplier shall be responsible for verifying the accuracy and completeness of the specified product number for the product described and shall notify the designer of any discrepancies prior to placing the product on order. Manufacturer and Supply Dealer shall certify that this product meets regulations of the jurisdiction in which the project is located and includes required stamps, certification and labeling.

☐ Seaming Diagram
 ☐ Strike-Off
 ☐ Finish Sample
 ☐ Cutting
 ☐ Shop Dwgs
 ☐ Prototype
 ☐ Flame Certificate

- Manufacturer to submit sample of C.O.M. for designer's written approval prior to purchasing and fabrication of total quantity.
- All finish samples must be submitted to Gensler for approval prior to fabrication, including fabric, metal, stone and wood samples.
- Shop drawings, manufacturer data sheet, or prototype must be submitted to Gensler for approval prior to fabrication.
- Quantities listed do not include any overage or attic stock. Purchasing agent shall verify quantities prior to purchasing. Client and/or the Purchasing Agent are solely responsible for all quantities.
- Manufacturer representative listed to review product description and product number and notify Designer of any error or conflict in specification as indicated.
- All images, photographs, renderings of specified items contained in this specification package are for general design intent and reference only.
- Manufacturer to provide all required hardware and instructions for proper installation.
- Manufacturer to provide with heavy duty cleats for wall hung security mount to wall. Confirm with Contractor that required blocking is installed properly.

Room #	Qty	Unit	Room Name
302B	2	Each	Break Room
510	14	Each	Student Orgs Meeting
522	14	Each	Student Orgs Meeting

Furniture Schedule

Gensler

Project Name	UH Classroom and Business Building	Issue Date	10-21-11
Project Location	Houston, Texas	Revision Date	
Project Number	02.7044.101	File	5FD
Item	Classroom Table	This is page	1 of 2

Furniture											
Item Code	TA-04S Manufacturer Versteel										
Product No.	UST1 2496REFX L P2S TW1573-60 PNM NM										
Description	Uno2 table fixed c-leg with glides, laminate top and steel modesty panel.										
Finish(es)	Top: Wilsonart 1573-60 Frosty White Edge: 1-1/4" Flat NM Nimbus Base/Modesty: NM Nimbus										
Dimensions	<table> <tr> <td>96"</td> <td>24"</td> <td>29"</td> <td></td> <td></td> </tr> <tr> <td>W</td> <td>D</td> <td>H</td> <td>AH</td> <td>SH</td> </tr> </table>	96"	24"	29"			W	D	H	AH	SH
96"	24"	29"									
W	D	H	AH	SH							
Lock/Keying											
Contact	Miriam Campbell										
Phone Number	512-474-122										
Email	miriam@jmcassociates.com										
Special Instructions											



Upholstery	
Manufacturer	
Name	
Fabric Type	
Product No.	
Color	
Width	
Content	
Fabric Repeat	
Contact	
Phone Number	
Special Instructions	

Upholstery

Supplier shall be responsible for verifying the accuracy and completeness of the specified product number for the product described and shall notify the designer of any discrepancies prior to placing the product on order. Manufacturer and Supply Dealer shall certify that this product meets regulations of the jurisdiction in which the project is located and includes required stamps, certification and labeling.

☐ Seaming Diagram
 ☐ Strike-Off
 ☐ Finish Sample
 ☐ Cutting
 ☐ Shop Dwgs
 ☐ Prototype
 ☐ Flame Certificate

- Manufacturer to submit sample of C.O.M. for designer's written approval prior to purchasing and fabrication of total quantity.
- All finish samples must be submitted to Gensler for approval prior to fabrication, including fabric, metal, stone and wood samples.
- Shop drawings, manufacturer data sheet, or prototype must be submitted to Gensler for approval prior to fabrication.
- Quantities listed do not include any overage or attic stock. Purchasing agent shall verify quantities prior to purchasing. Client and/or the Purchasing Agent are solely responsible for all quantities.
- Manufacturer representative listed to review product description and product number and notify Designer of any error or conflict in specification as indicated.
- All images, photographs, renderings of specified items contained in this specification package are for general design intent and reference only.
- Manufacturer to provide all required hardware and instructions for proper installation.
- Manufacturer to provide with heavy duty cleats for wall hung security mount to wall. Confirm with Contractor that required blocking is installed properly.


Room #	Qty	Unit	Room Name
234	18	Each	Classroom
238	18	Each	Classroom

Furniture Schedule

Gensler

Project Name	UH Classroom and Business Building	Issue Date	10-21-11
Project Location	Houston, Texas	Revision Date	
Project Number	02.7044.101	File	5FD
Item	6' Conference Table	This is page	1 of 2

Furniture					
Item Code	TA-05		Manufacturer Watson		
Product No.	MCVREC3672YNAM				
Description	Miro Conference table with laminate top, reverse knife edge and bridge base.				
Finish(es)	Leg: White Aluminum Top: Frosty White Edge: Clear Stain				
Dimensions	36"	72"	29"		
	W	D	H	AH	SH
Lock/Keying					
Contact	Miriam Campbell				
Phone Number	512-474-1223				
Email	miriam@jmcassociates.com				
Special Instructions					



Upholstery					
Manufacturer					
Name					
Fabric Type					
Product No.					
Color					
Width					
Content					
Fabric Repeat					
Contact					
Phone Number					
Special Instructions					

Upholstery

Supplier shall be responsible for verifying the accuracy and completeness of the specified product number for the product described and shall notify the designer of any discrepancies prior to placing the product on order. Manufacturer and Supply Dealer shall certify that this product meets regulations of the jurisdiction in which the project is located and includes required stamps, certification and labeling.

☐ Seaming Diagram
 ☐ Strike-Off
 ☐ Finish Sample
 ☐ Cutting
 ☒ Shop Dwgs
 ☐ Prototype
 ☐ Flame Certificate

- Manufacturer to submit sample of C.O.M. for designer's written approval prior to purchasing and fabrication of total quantity.
- All finish samples must be submitted to Gensler for approval prior to fabrication, including fabric, metal, stone and wood samples.
- Shop drawings, manufacturer data sheet, or prototype must be submitted to Gensler for approval prior to fabrication.
- Quantities listed do not include any overage or attic stock. Purchasing agent shall verify quantities prior to purchasing.
Client and/or the Purchasing Agent are solely responsible for all quantities.
- Manufacturer representative listed to review product description and product number and notify Designer of any error or conflict in specification as indicated.
- All images, photographs, renderings of specified items contained in this specification package are for general design intent and reference only.
- Manufacturer to provide all required hardware and instructions for proper installation.
- Manufacturer to provide with heavy duty cleats for wall hung security mount to wall. Confirm with Contractor that required blocking is installed properly.


Room #	Qty	Unit	Room Name
203	1	Each	Group Meeting Room
205	1	Each	Group Meeting Room
213	1	Each	Group Meeting Room
227	1	Each	Group Meeting Room
239	1	Each	Group Meeting Room

Furniture Schedule

Gensler

Project Name	UH Classroom and Business Building	Issue Date	10-21-11
Project Location	Houston, Texas	Revision Date	
Project Number	02.7044.101	File	5FD
Item	6' Powered Conference Table	This is page	1 of 2

Furniture											
Item Code	TA-05P Manufacturer Watson										
Product No.	MCVREC3672YPAM										
Description	Miro Conference table with laminate top, reverse knife edge and bridge base. Includes one, large (5-3) power drop in on top and Cable Tower with two frosted acrylic sides with steel corners.										
Finish(es)	Leg: Dark Champagne Top: Colombian Walnut Edge: Charcoal Stain										
Dimensions	<table border="0"> <tr> <td>36"</td> <td>72"</td> <td>29"</td> <td></td> <td></td> </tr> <tr> <td>W</td> <td>D</td> <td>H</td> <td>AH</td> <td>SH</td> </tr> </table>	36"	72"	29"			W	D	H	AH	SH
36"	72"	29"									
W	D	H	AH	SH							
Lock/Keying											
Contact	Miriam Campbell										
Phone Number	512-474-1223										
Email	miriam@jmcassociates.com										
Special Instructions											



Upholstery	
Manufacturer	
Name	
Fabric Type	
Product No.	
Color	
Width	
Content	
Fabric Repeat	
Contact	
Phone Number	
Special Instructions	

Upholstery

Supplier shall be responsible for verifying the accuracy and completeness of the specified product number for the product described and shall notify the designer of any discrepancies prior to placing the product on order. Manufacturer and Supply Dealer shall certify that this product meets regulations of the jurisdiction in which the project is located and includes required stamps, certification and labeling.

☐ Seaming Diagram
 ☐ Strike-Off
 ☐ Finish Sample
 ☐ Cutting
 ☒ Shop Dwgs
 ☐ Prototype
 ☐ Flame Certificate

- Manufacturer to submit sample of C.O.M. for designer's written approval prior to purchasing and fabrication of total quantity.
- All finish samples must be submitted to Gensler for approval prior to fabrication, including fabric, metal, stone and wood samples.
- Shop drawings, manufacturer data sheet, or prototype must be submitted to Gensler for approval prior to fabrication.
- Quantities listed do not include any overage or attic stock. Purchasing agent shall verify quantities prior to purchasing. Client and/or the Purchasing Agent are solely responsible for all quantities.
- Manufacturer representative listed to review product description and product number and notify Designer of any error or conflict in specification as indicated.
- All images, photographs, renderings of specified items contained in this specification package are for general design intent and reference only.
- Manufacturer to provide all required hardware and instructions for proper installation.
- Manufacturer to provide with heavy duty cleats for wall hung security mount to wall. Confirm with Contractor that required blocking is installed properly.

TA-05P***To Be Installed in the Following Locations:*****Total 29 Each**

Room #	Qty	Unit	Room Name
305	1	Each	Breakout Room
313	1	Each	Breakout Room
315	1	Each	Breakout Room
317	1	Each	Breakout Room
319	1	Each	Breakout Room
303	1	Each	Breakout Room
323	1	Each	Breakout Room
325	1	Each	Breakout Room
327	1	Each	Breakout Room
329	1	Each	Breakout Room
337	1	Each	Breakout Room
339	1	Each	Breakout Room
403	1	Each	Breakout Room
405	1	Each	Breakout Room
413	1	Each	Breakout Room
415	1	Each	Breakout Room
417	1	Each	Breakout Room
419	1	Each	Breakout Room
420	1	Each	Breakout Room
422	1	Each	Breakout Room
423	1	Each	Breakout Room
425	1	Each	Breakout Room
426	1	Each	Breakout Room
427	1	Each	Breakout Room
429	1	Each	Breakout Room
437	1	Each	Breakout Room
439	1	Each	Breakout Room
526C	1	Each	Conference
526D	1	Each	Conference

Distribution

Prepared byStacy Reed, IIDA, LEED AP ID+C

Furniture Schedule

Gensler

Project Name	UH Classroom and Business Building	Issue Date	10-21-11
Project Location	Houston, Texas	Revision Date	
Project Number	02.7044.101	File	5FD
Item	Classroom Table	This is page	1 of 2

Furniture					
Item Code	TA-06		Manufacturer Versteel		
Product No.	BRX1 36SQFX				
Description	Brattice square table fixed x-leg with laminate top, pvc edge and adjustable glides.				
Finish(es)	Top: Wilsonart 7943K-07 Colombian Walnut Edge: 1-1/4" Flat EB Ebony Base: CM Champagne				
Dimensions	36"	36"	29"		
	W	D	H	AH	SH
Lock/Keying					
Contact	Miriam Campbell				
Phone Number	512-474-1223				
Email	miriam@jmcassociates.com				
Special Instructions					



Upholstery					
Manufacturer					
Name					
Fabric Type					
Product No.					
Color					
Width					
Content					
Fabric Repeat					
Contact					
Phone Number					
Special Instructions					

Upholstery

Supplier shall be responsible for verifying the accuracy and completeness of the specified product number for the product described and shall notify the designer of any discrepancies prior to placing the product on order. Manufacturer and Supply Dealer shall certify that this product meets regulations of the jurisdiction in which the project is located and includes required stamps, certification and labeling.

☐ Seaming Diagram
 ☐ Strike-Off
 ☐ Finish Sample
 ☐ Cutting
 ☐ Shop Dwgs
 ☐ Prototype
 ☐ Flame Certificate

- Manufacturer to submit sample of C.O.M. for designer's written approval prior to purchasing and fabrication of total quantity.
- All finish samples must be submitted to Gensler for approval prior to fabrication, including fabric, metal, stone and wood samples.
- Shop drawings, manufacturer data sheet, or prototype must be submitted to Gensler for approval prior to fabrication.
- Quantities listed do not include any overage or attic stock. Purchasing agent shall verify quantities prior to purchasing. Client and/or the Purchasing Agent are solely responsible for all quantities.
- Manufacturer representative listed to review product description and product number and notify Designer of any error or conflict in specification as indicated.
- All images, photographs, renderings of specified items contained in this specification package are for general design intent and reference only.
- Manufacturer to provide all required hardware and instructions for proper installation.
- Manufacturer to provide with heavy duty cleats for wall hung security mount to wall. Confirm with Contractor that required blocking is installed properly.

Room #	Qty	Unit	Room Name
310	1	Each	Classroom
408	13	Each	Student Lounge

Furniture Schedule

Gensler

Project Name	UH Classroom and Business Building	Issue Date	10-21-11
Project Location	Houston, Texas	Revision Date	
Project Number	02.7044.101	File	5FD
Item	Classroom Table	This is page	1 of 2

Furniture					
Item Code	TA-07		Manufacturer Versteel		
Product No.	BRT1 3672REFX L P2S TSP PEB CM				
Description	Brattice table fixed T-leg with laminate top and adjustable glides.				
Finish(es)	Top: Wilsonart 7943K-07 Colombian Walnut Edge: 1-1/4" Flat EB Ebony Base: CM Champagne				
Dimensions	72"	36"	29"		
	W	D	H	AH	SH
Lock/Keying					
Contact	Miriam Campbell				
Phone Number	512-474-1223				
Email	miriam@jmcassociates.com				
Special Instructions					



Upholstery					
Manufacturer					
Name					
Fabric Type					
Product No.					
Color					
Width					
Content					
Fabric Repeat					
Contact					
Phone Number					
Special Instructions					

Upholstery

Supplier shall be responsible for verifying the accuracy and completeness of the specified product number for the product described and shall notify the designer of any discrepancies prior to placing the product on order. Manufacturer and Supply Dealer shall certify that this product meets regulations of the jurisdiction in which the project is located and includes required stamps, certification and labeling.

☐ Seaming Diagram
 ☐ Strike-Off
 ☐ Finish Sample
 ☐ Cutting
 ☐ Shop Dwgs
 ☐ Prototype
 ☐ Flame Certificate

- Manufacturer to submit sample of C.O.M. for designer's written approval prior to purchasing and fabrication of total quantity.
- All finish samples must be submitted to Gensler for approval prior to fabrication, including fabric, metal, stone and wood samples.
- Shop drawings, manufacturer data sheet, or prototype must be submitted to Gensler for approval prior to fabrication.
- Quantities listed do not include any overage or attic stock. Purchasing agent shall verify quantities prior to purchasing. Client and/or the Purchasing Agent are solely responsible for all quantities.
- Manufacturer representative listed to review product description and product number and notify Designer of any error or conflict in specification as indicated.
- All images, photographs, renderings of specified items contained in this specification package are for general design intent and reference only.
- Manufacturer to provide all required hardware and instructions for proper installation.
- Manufacturer to provide with heavy duty cleats for wall hung security mount to wall. Confirm with Contractor that required blocking is installed properly.

Room #	Qty	Unit	Room Name
408	3	Each	Student Lounge

Furniture Schedule

Gensler

Project Name	UH Classroom and Business Building	Issue Date	10-21-11
Project Location	Houston, Texas	Revision Date	
Project Number	02.7044.101	File	5FD
Item	Powered Classroom Table	This is page	1 of 2

Furniture											
Item Code	TA-08P-CW Manufacturer Versteel										
Product No.											
Description	Uno2 powered table fixed c-leg with laminate top, steel modesty panel and casters. Two pop-up power/data module located on top of the table.										
Finish(es)	Top: Wilsonart 7943K-07 Colombian Walnut Edge: 1-1/4" Flat EB Ebony Base/Modesty: CM Champagne										
Dimensions	<table border="0"> <tr> <td>20"</td> <td>84"</td> <td>29"</td> <td></td> <td></td> </tr> <tr> <td>W</td> <td>D</td> <td>H</td> <td>AH</td> <td>SH</td> </tr> </table>	20"	84"	29"			W	D	H	AH	SH
20"	84"	29"									
W	D	H	AH	SH							
Lock/Keying											
Contact	Miriam Campbell										
Phone Number	512-474-1223										
Email	miriam@jmcassociates.com										
Special Instructions											



Upholstery
Manufacturer
Name
Fabric Type
Product No.
Color
Width
Content
Fabric Repeat
Contact
Phone Number
Special Instructions

Upholstery

Supplier shall be responsible for verifying the accuracy and completeness of the specified product number for the product described and shall notify the designer of any discrepancies prior to placing the product on order. Manufacturer and Supply Dealer shall certify that this product meets regulations of the jurisdiction in which the project is located and includes required stamps, certification and labeling.

☐ Seaming Diagram
 ☐ Strike-Off
 ☐ Finish Sample
 ☐ Cutting
 ☐ Shop Dwgs
 ☐ Prototype
 ☐ Flame Certificate

- Manufacturer to submit sample of C.O.M. for designer's written approval prior to purchasing and fabrication of total quantity.
- All finish samples must be submitted to Gensler for approval prior to fabrication, including fabric, metal, stone and wood samples.
- Shop drawings, manufacturer data sheet, or prototype must be submitted to Gensler for approval prior to fabrication.
- Quantities listed do not include any overage or attic stock. Purchasing agent shall verify quantities prior to purchasing. Client and/or the Purchasing Agent are solely responsible for all quantities.
- Manufacturer representative listed to review product description and product number and notify Designer of any error or conflict in specification as indicated.
- All images, photographs, renderings of specified items contained in this specification package are for general design intent and reference only.
- Manufacturer to provide all required hardware and instructions for proper installation.
- Manufacturer to provide with heavy duty cleats for wall hung security mount to wall. Confirm with Contractor that required blocking is installed properly.

Room #	Qty	Unit	Room Name
538	12	Each	Conference

Furniture Schedule

Gensler

Project Name	UH Classroom and Business Building	Issue Date	10-21-11
Project Location	Houston, Texas	Revision Date	
Project Number	02.7044.101	File	5FD
Item	Powered Classroom Table	This is page	1 of 2

Furniture											
Item Code	TA-09P-W Manufacturer Versteel										
Product No.											
Description	Uno2 powered table fixed c-leg with glides, laminate top and steel modesty panel. Three pop-up power module located on top of the table.										
Finish(es)	Top: Wilsonart 1573-60 Frosty White Edge: 1-1/4" Flat NM Nimbus Base/Modesty: NM Nimbus										
Dimensions	<table> <tr> <td>216"</td> <td>24"</td> <td>29"</td> <td></td> <td></td> </tr> <tr> <td>W</td> <td>D</td> <td>H</td> <td>AH</td> <td>SH</td> </tr> </table>	216"	24"	29"			W	D	H	AH	SH
216"	24"	29"									
W	D	H	AH	SH							
Lock/Keying											
Contact	Miriam Campbell										
Phone Number	512-474-1224										
Email	miriam@jmcassociates.com										
Special Instructions											



Upholstery	
Manufacturer	
Name	
Fabric Type	
Product No.	
Color	
Width	
Content	
Fabric Repeat	
Contact	
Phone Number	
Special Instructions	

Upholstery

Supplier shall be responsible for verifying the accuracy and completeness of the specified product number for the product described and shall notify the designer of any discrepancies prior to placing the product on order. Manufacturer and Supply Dealer shall certify that this product meets regulations of the jurisdiction in which the project is located and includes required stamps, certification and labeling.

☐ Seaming Diagram
 ☐ Strike-Off
 ☐ Finish Sample
 ☐ Cutting
 ☒ Shop Dwgs
 ☐ Prototype
 ☐ Flame Certificate

- Manufacturer to submit sample of C.O.M. for designer's written approval prior to purchasing and fabrication of total quantity.
- All finish samples must be submitted to Gensler for approval prior to fabrication, including fabric, metal, stone and wood samples.
- Shop drawings, manufacturer data sheet, or prototype must be submitted to Gensler for approval prior to fabrication.
- Quantities listed do not include any overage or attic stock. Purchasing agent shall verify quantities prior to purchasing. Client and/or the Purchasing Agent are solely responsible for all quantities.
- Manufacturer representative listed to review product description and product number and notify Designer of any error or conflict in specification as indicated.
- All images, photographs, renderings of specified items contained in this specification package are for general design intent and reference only.
- Manufacturer to provide all required hardware and instructions for proper installation.
- Manufacturer to provide with heavy duty cleats for wall hung security mount to wall. Confirm with Contractor that required blocking is installed properly.


Room #	Qty	Unit	Room Name
234	1	Each	Classroom
238	1	Each	Classroom

Furniture Schedule

Gensler

Project Name	UH Classroom and Business Building	Issue Date	10-21-11
Project Location	Houston, Texas	Revision Date	
Project Number	02.7044.101	File	5FD
Item	Powered 10' Conference Table	This is page	1 of 2

Furniture					
Item Code	TA-10P-CW		Manufacturer Watson		
Product No.	MCVREP48120Y P				
Description	Miro Conference table with laminate top, reverse knife edge and bridge legs. Include two, large (5-3) power drop in on top and Cable Tower with two frosted acrylic sides with steel corners. Plug In power connection.				
Finish(es)	Leg: Dark Champagne Top: Colombian Walnut Edge: Graphite Stain				
Dimensions	48"	120"	29"		
	W	D	H	AH	SH
Lock/Keying					
Contact	Miriam Campbell				
Phone Number	512-474-1223				
Email	miriam@jmcassociates.com				
Special Instructions					



Upholstery					
Manufacturer					
Name					
Fabric Type					
Product No.					
Color					
Width					
Content					
Fabric Repeat					
Contact					
Phone Number					
Special Instructions					

Upholstery

Supplier shall be responsible for verifying the accuracy and completeness of the specified product number for the product described and shall notify the designer of any discrepancies prior to placing the product on order. Manufacturer and Supply Dealer shall certify that this product meets regulations of the jurisdiction in which the project is located and includes required stamps, certification and labeling.

☐ Seaming Diagram
 ☐ Strike-Off
 ☐ Finish Sample
 ☐ Cutting
 ☒ Shop Dwgs
 ☐ Prototype
 ☐ Flame Certificate

- Manufacturer to submit sample of C.O.M. for designer's written approval prior to purchasing and fabrication of total quantity.
- All finish samples must be submitted to Gensler for approval prior to fabrication, including fabric, metal, stone and wood samples.
- Shop drawings, manufacturer data sheet, or prototype must be submitted to Gensler for approval prior to fabrication.
- Quantities listed do not include any overage or attic stock. Purchasing agent shall verify quantities prior to purchasing. Client and/or the Purchasing Agent are solely responsible for all quantities.
- Manufacturer representative listed to review product description and product number and notify Designer of any error or conflict in specification as indicated.
- All images, photographs, renderings of specified items contained in this specification package are for general design intent and reference only.
- Manufacturer to provide all required hardware and instructions for proper installation.
- Manufacturer to provide with heavy duty cleats for wall hung security mount to wall. Confirm with Contractor that required blocking is installed properly.


Room #	Qty	Unit	Room Name
304J	1	Each	Conference
418	1	Each	Breakout Room
530	1	Each	Conference

Furniture Schedule

Gensler

Project Name	UH Classroom and Business Building	Issue Date	10-21-11
Project Location	Houston, Texas	Revision Date	
Project Number	02.7044.101	File	5FD
Item	10' Powered Conference Table	This is page	1 of 2

Furniture					
Item Code	TA-10P-WH		Manufacturer Watson		
Product No.	MCVREP48120Y P				
Description	Miro Conference table with laminate top, reverse knife edge and bridge legs. Include two, large (5-3) power drop in on top and Cable Tower with two frosted acrylic sides with steel corners. Plug In power connection.				
Finish(es)	Leg: White Aluminum Top: Frosty White Edge: Clear Stain				
Dimensions	48"	120"	29"		
	W	D	H	AH	SH
Lock/Keying					
Contact	Miriam Campbell				
Phone Number	512-474-1223				
Email	miriam@jmcassociates.com				
Special Instructions					



Upholstery					
Manufacturer					
Name					
Fabric Type					
Product No.					
Color					
Width					
Content					
Fabric Repeat					
Contact					
Phone Number					
Special Instructions					

Upholstery

Supplier shall be responsible for verifying the accuracy and completeness of the specified product number for the product described and shall notify the designer of any discrepancies prior to placing the product on order. Manufacturer and Supply Dealer shall certify that this product meets regulations of the jurisdiction in which the project is located and includes required stamps, certification and labeling.

☐ Seaming Diagram
 ☐ Strike-Off
 ☐ Finish Sample
 ☐ Cutting
 ☒ Shop Dwgs
 ☐ Prototype
 ☐ Flame Certificate

- Manufacturer to submit sample of C.O.M. for designer's written approval prior to purchasing and fabrication of total quantity.
- All finish samples must be submitted to Gensler for approval prior to fabrication, including fabric, metal, stone and wood samples.
- Shop drawings, manufacturer data sheet, or prototype must be submitted to Gensler for approval prior to fabrication.
- Quantities listed do not include any overage or attic stock. Purchasing agent shall verify quantities prior to purchasing. Client and/or the Purchasing Agent are solely responsible for all quantities.
- Manufacturer representative listed to review product description and product number and notify Designer of any error or conflict in specification as indicated.
- All images, photographs, renderings of specified items contained in this specification package are for general design intent and reference only.
- Manufacturer to provide all required hardware and instructions for proper installation.
- Manufacturer to provide with heavy duty cleats for wall hung security mount to wall. Confirm with Contractor that required blocking is installed properly.

Room #	Qty	Unit	Room Name
236	1	Each	Library

Furniture Schedule

Gensler

Project Name	UH Classroom and Business Building	Issue Date	10-21-11
Project Location	Houston, Texas	Revision Date	
Project Number	02.7044.101	File	5FD
Item	Powered Classroom Table	This is page	1 of 2

Furniture											
Item Code	TA-11P-W Manufacturer Versteel										
Product No.											
Description	Uno2 powered table fixed c-leg with glides, laminate top and steel modesty panel. Two pop-up power module located on top of the table.										
Finish(es)	Top: Wilsonart 1573-60 Frosty White Edge: 1-1/4" Flat NM Nimbus Base/Modesty: NM Nimbus										
Dimensions	<table border="0"> <tr> <td>108"</td> <td>24"</td> <td>29"</td> <td></td> <td></td> </tr> <tr> <td>W</td> <td>D</td> <td>H</td> <td>AH</td> <td>SH</td> </tr> </table>	108"	24"	29"			W	D	H	AH	SH
108"	24"	29"									
W	D	H	AH	SH							
Lock/Keying											
Contact	Miriam Campbell										
Phone Number	512-474-1224										
Email	miriam@jmcassociates.com										
Special Instructions											



Upholstery	
Manufacturer	
Name	
Fabric Type	
Product No.	
Color	
Width	
Content	
Fabric Repeat	
Contact	
Phone Number	
Special Instructions	

Upholstery

Supplier shall be responsible for verifying the accuracy and completeness of the specified product number for the product described and shall notify the designer of any discrepancies prior to placing the product on order. Manufacturer and Supply Dealer shall certify that this product meets regulations of the jurisdiction in which the project is located and includes required stamps, certification and labeling.

☐ Seaming Diagram
 ☐ Strike-Off
 ☐ Finish Sample
 ☐ Cutting
 ☐ Shop Dwgs
 ☐ Prototype
 ☐ Flame Certificate

- Manufacturer to submit sample of C.O.M. for designer's written approval prior to purchasing and fabrication of total quantity.
- All finish samples must be submitted to Gensler for approval prior to fabrication, including fabric, metal, stone and wood samples.
- Shop drawings, manufacturer data sheet, or prototype must be submitted to Gensler for approval prior to fabrication.
- Quantities listed do not include any overage or attic stock. Purchasing agent shall verify quantities prior to purchasing. Client and/or the Purchasing Agent are solely responsible for all quantities.
- Manufacturer representative listed to review product description and product number and notify Designer of any error or conflict in specification as indicated.
- All images, photographs, renderings of specified items contained in this specification package are for general design intent and reference only.
- Manufacturer to provide all required hardware and instructions for proper installation.
- Manufacturer to provide with heavy duty cleats for wall hung security mount to wall. Confirm with Contractor that required blocking is installed properly.


Room #	Qty	Unit	Room Name
234	2	Each	Classroom
238	2	Each	Classroom

Furniture Schedule

Gensler

Project Name	UH Classroom and Business Building	Issue Date	10-21-11
Project Location	Houston, Texas	Revision Date	
Project Number	02.7044.101	File	5FD
Item	12' Conference Table	This is page	1 of 2

Furniture											
Item Code	TA-12P-W Manufacturer Watson										
Product No.	MCVREP60144Y N										
Description	Miro Conference table with laminate top, reverse knife edge and bridge base. Includes one, large (5-3) power drop in on top and Cable Tower with two frosted acrylic sides with steel corners.										
Finish(es)	Leg: White Aluminum Top: Frosty White Edge: Clear Stain										
Dimensions	<table border="0"> <tr> <td>60"</td> <td>144"</td> <td>29"</td> <td></td> <td></td> </tr> <tr> <td>W</td> <td>D</td> <td>H</td> <td>AH</td> <td>SH</td> </tr> </table>	60"	144"	29"			W	D	H	AH	SH
60"	144"	29"									
W	D	H	AH	SH							
Lock/Keying											
Contact	Miriam Campbell										
Phone Number	512-474-1223										
Email	miriam@jmcassociates.com										
Special Instructions											



Upholstery	
Manufacturer	
Name	
Fabric Type	
Product No.	
Color	
Width	
Content	
Fabric Repeat	
Contact	
Phone Number	
Special Instructions	

Upholstery

Supplier shall be responsible for verifying the accuracy and completeness of the specified product number for the product described and shall notify the designer of any discrepancies prior to placing the product on order. Manufacturer and Supply Dealer shall certify that this product meets regulations of the jurisdiction in which the project is located and includes required stamps, certification and labeling.

☐ Seaming Diagram
 ☐ Strike-Off
 ☐ Finish Sample
 ☐ Cutting
 ☒ Shop Dwgs
 ☐ Prototype
 ☐ Flame Certificate

- Manufacturer to submit sample of C.O.M. for designer's written approval prior to purchasing and fabrication of total quantity.
- All finish samples must be submitted to Gensler for approval prior to fabrication, including fabric, metal, stone and wood samples.
- Shop drawings, manufacturer data sheet, or prototype must be submitted to Gensler for approval prior to fabrication.
- Quantities listed do not include any overage or attic stock. Purchasing agent shall verify quantities prior to purchasing. Client and/or the Purchasing Agent are solely responsible for all quantities.
- Manufacturer representative listed to review product description and product number and notify Designer of any error or conflict in specification as indicated.
- All images, photographs, renderings of specified items contained in this specification package are for general design intent and reference only.
- Manufacturer to provide all required hardware and instructions for proper installation.
- Manufacturer to provide with heavy duty cleats for wall hung security mount to wall. Confirm with Contractor that required blocking is installed properly.

Room #	Qty	Unit	Room Name
212	1	Each	Classroom

Furniture Schedule

Gensler

Project Name	UH Classroom and Business Building	Issue Date	10-21-11
Project Location	Houston, Texas	Revision Date	
Project Number	02.7044.101	File	5FD
Item	Powered Dining Table	This is page	1 of 2

Furniture											
Item Code	TA-13P-P Manufacturer Versteel										
Product No.											
Description	Uno2 powered table fixed c-leg with glides, laminate top and steel modesty panel. Pop-up power module located on the center of the table.										
Finish(es)	Top: Formica 858-58 Pumice Edge: 1-1/4" Flat Champagne Base/Modesty: CM Champagne										
Dimensions	<table border="0"> <tr> <td>60"</td> <td>24"</td> <td>29"</td> <td></td> <td></td> </tr> <tr> <td>W</td> <td>D</td> <td>H</td> <td>AH</td> <td>SH</td> </tr> </table>	60"	24"	29"			W	D	H	AH	SH
60"	24"	29"									
W	D	H	AH	SH							
Lock/Keying											
Contact	Miriam Campbell										
Phone Number	512-474-1223										
Email	miriam@jmcassociates.com										
Special Instructions											



Upholstery
Manufacturer
Name
Fabric Type
Product No.
Color
Width
Content
Fabric Repeat
Contact
Phone Number
Special Instructions

Upholstery

Supplier shall be responsible for verifying the accuracy and completeness of the specified product number for the product described and shall notify the designer of any discrepancies prior to placing the product on order. Manufacturer and Supply Dealer shall certify that this product meets regulations of the jurisdiction in which the project is located and includes required stamps, certification and labeling.

☐ Seaming Diagram
 ☐ Strike-Off
 ☐ Finish Sample
 ☐ Cutting
 ☐ Shop Dwgs
 ☐ Prototype
 ☐ Flame Certificate

- Manufacturer to submit sample of C.O.M. for designer's written approval prior to purchasing and fabrication of total quantity.
- All finish samples must be submitted to Gensler for approval prior to fabrication, including fabric, metal, stone and wood samples.
- Shop drawings, manufacturer data sheet, or prototype must be submitted to Gensler for approval prior to fabrication.
- Quantities listed do not include any overage or attic stock. Purchasing agent shall verify quantities prior to purchasing. Client and/or the Purchasing Agent are solely responsible for all quantities.
- Manufacturer representative listed to review product description and product number and notify Designer of any error or conflict in specification as indicated.
- All images, photographs, renderings of specified items contained in this specification package are for general design intent and reference only.
- Manufacturer to provide all required hardware and instructions for proper installation.
- Manufacturer to provide with heavy duty cleats for wall hung security mount to wall. Confirm with Contractor that required blocking is installed properly.

Room #	Qty	Unit	Room Name
328	50	Each	Meeting/Dining

Furniture Schedule

Gensler

Project Name	UH Classroom and Business Building	Issue Date	10-21-11
Project Location	Houston, Texas	Revision Date	
Project Number	02.7044.101	File	5FD
Item	14' Conference Table	This is page	1 of 2

Furniture					
Item Code	TA-14		Manufacturer Bernhardt		
Product No.	Top (1): Q EWE W F P 654 M16 Base (3) : F Y5Y W X 6 654 Communication Grommet (1): F VAU X 6 XXX Blank Module (2): C VGG X X X XXX Computer/Audio/Video Module (1): C VGC X X X XXX Contro/Computer Module (1): C VGR X X X XXX				
Description	Trace rectangular table with three (3) 30" bases with polished aluminum casting and trim with curved laminate insert. One (1) 96" aluminum door communication grommet located in center of table each containing a blank plate for phone/data, USB, audio and video ports. Corded.				
Finish(es)	Top: 654 Colombian Walnut Edge: F 1-1/4" Flat 654 Colombian Walnut Base: Laminate panel 654 Colombian Walnut				
Dimensions	60"	168"	30"		
	W	D	H	AH	SH
Lock/Keying					
Contact	Sally Rice				
Phone Number	713-666-8585				
Email	fergrice@sbcglobal.net				
Special Instructions					



Upholstery	
Manufacturer	
Name	
Fabric Type	
Product No.	
Color	
Width	
Content	
Fabric Repeat	
Contact	
Phone Number	
Special Instructions	

Upholstery

Supplier shall be responsible for verifying the accuracy and completeness of the specified product number for the product described and shall notify the designer of any discrepancies prior to placing the product on order. Manufacturer and Supply Dealer shall certify that this product meets regulations of the jurisdiction in which the project is located and includes required stamps, certification and labeling.

☐ Seaming Diagram
 ☐ Strike-Off
 ☐ Finish Sample
 ☐ Cutting
 ☒ Shop Dwgs
 ☐ Prototype
 ☐ Flame Certificate

- Manufacturer to submit sample of C.O.M. for designer's written approval prior to purchasing and fabrication of total quantity.
- All finish samples must be submitted to Gensler for approval prior to fabrication, including fabric, metal, stone and wood samples.
- Shop drawings, manufacturer data sheet, or prototype must be submitted to Gensler for approval prior to fabrication.
- Quantities listed do not include any overage or attic stock. Purchasing agent shall verify quantities prior to purchasing.
Client and/or the Purchasing Agent are solely responsible for all quantities.
- Manufacturer representative listed to review product description and product number and notify Designer of any error or conflict in specification as indicated.
- All images, photographs, renderings of specified items contained in this specification package are for general design intent and reference only.

- Manufacturer to provide all required hardware and instructions for proper installation.
- Manufacturer to provide with heavy duty cleats for wall hung security mount to wall. Confirm with Contractor that required blocking is installed properly.

TA-14				
To Be Installed in the Following Locations:				Total 1 Each

Room #	Qty	Unit	Room Name
424S	1	Each	Conference

Furniture Schedule

Gensler

Project Name	UH Classroom and Business Building	Issue Date	10-21-11
Project Location	Houston, Texas	Revision Date	
Project Number	02.7044.101	File	5FD
Item	42" dia Conference Table	This is page	1 of 2

Furniture	
Item Code	TA-16GM Manufacturer Versteel
Product No.	BRD1 42RDFX L P2R TW 4877-38 PCM CM
Description	Brattice laminate top table with pvc edge and welded disc base.
Finish(es)	Top: Wilsonart 4877-38 Grey Mesh Edge: Champagne Legs: CM Champagne
Dimensions	42" dia 29" W D H AH SH
Lock/Keying	
Contact	Miriam Campbell
Phone Number	512-474-1223
Email	miriam@jmcassociates.com
Special Instructions	



Upholstery	
Manufacturer	
Name	
Fabric Type	
Product No.	
Color	
Width	
Content	
Fabric Repeat	
Contact	
Phone Number	
Special Instructions	

Upholstery

Supplier shall be responsible for verifying the accuracy and completeness of the specified product number for the product described and shall notify the designer of any discrepancies prior to placing the product on order. Manufacturer and Supply Dealer shall certify that this product meets regulations of the jurisdiction in which the project is located and includes required stamps, certification and labeling.

☐ Seaming Diagram
 ☐ Strike-Off
 ☐ Finish Sample
 ☐ Cutting
 ☐ Shop Dwgs
 ☐ Prototype
 ☐ Flame Certificate

- Manufacturer to submit sample of C.O.M. for designer's written approval prior to purchasing and fabrication of total quantity.
- All finish samples must be submitted to Gensler for approval prior to fabrication, including fabric, metal, stone and wood samples.
- Shop drawings, manufacturer data sheet, or prototype must be submitted to Gensler for approval prior to fabrication.
- Quantities listed do not include any overage or attic stock. Purchasing agent shall verify quantities prior to purchasing.
Client and/or the Purchasing Agent are solely responsible for all quantities.
- Manufacturer representative listed to review product description and product number and notify Designer of any error or conflict in specification as indicated.
- All images, photographs, renderings of specified items contained in this specification package are for general design intent and reference only.
- Manufacturer to provide all required hardware and instructions for proper installation.
- Manufacturer to provide with heavy duty cleats for wall hung security mount to wall. Confirm with Contractor that required blocking is installed properly.

Room #	Qty	Unit	Room Name
402C	1	Each	Clinical Office
402H	1	Each	Clinical Office
512C	1	Each	Student Orgs Manager

Furniture Schedule

Gensler

Project Name	UH Classroom and Business Building	Issue Date	10-21-11
Project Location	Houston, Texas	Revision Date	
Project Number	02.7044.101	File	5FD
Item	42" dia Conference Table	This is page	1 of 2

Furniture	
Item Code	TA-16WH Manufacturer Versteel
Product No.	BRD1 42RDFX L P2R TW 1573-60 PNM NM
Description	Brattice laminate top table with pvc edge and welded disc base.
Finish(es)	Top: Wilsonart 1573-60 Frosty White Edge: NM Nimbus Legs: NM Nimbus
Dimensions	42" dia W D H AH SH
Lock/Keying	
Contact	Miriam Campbell
Phone Number	512-474-1223
Email	miriam@jmcassociates.com
Special Instructions	



Upholstery	
Manufacturer	
Name	
Fabric Type	
Product No.	
Color	
Width	
Content	
Fabric Repeat	
Contact	
Phone Number	
Special Instructions	

Upholstery

Supplier shall be responsible for verifying the accuracy and completeness of the specified product number for the product described and shall notify the designer of any discrepancies prior to placing the product on order. Manufacturer and Supply Dealer shall certify that this product meets regulations of the jurisdiction in which the project is located and includes required stamps, certification and labeling.

☐ Seaming Diagram
 ☐ Strike-Off
 ☐ Finish Sample
 ☐ Cutting
 ☐ Shop Dwgs
 ☐ Prototype
 ☐ Flame Certificate

- Manufacturer to submit sample of C.O.M. for designer's written approval prior to purchasing and fabrication of total quantity.
- All finish samples must be submitted to Gensler for approval prior to fabrication, including fabric, metal, stone and wood samples.
- Shop drawings, manufacturer data sheet, or prototype must be submitted to Gensler for approval prior to fabrication.
- Quantities listed do not include any overage or attic stock. Purchasing agent shall verify quantities prior to purchasing.
Client and/or the Purchasing Agent are solely responsible for all quantities.
- Manufacturer representative listed to review product description and product number and notify Designer of any error or conflict in specification as indicated.
- All images, photographs, renderings of specified items contained in this specification package are for general design intent and reference only.
- Manufacturer to provide all required hardware and instructions for proper installation.
- Manufacturer to provide with heavy duty cleats for wall hung security mount to wall. Confirm with Contractor that required blocking is installed properly.

Room #	Qty	Unit	Room Name
220D	1	Each	Huddle Room

Furniture Schedule

Gensler

Project Name	UH Classroom and Business Building	Issue Date	10-21-11
Project Location	Houston, Texas	Revision Date	
Project Number	02.7044.101	File	5FD
Item	Arched Conference Table	This is page	1 of 2

Furniture											
Item Code	TA-17 Manufacturer Bernhardt										
Product No.	Top (1): Q GSF W F P 654 M13 25" Base (2) : F Y5X W X 6 654 30" Base (1) : F Y5Y W X 6 654 Communication Grommet (1): F VAV X 6 XXX Blank Module (2): C VGG X X X XXX Computer/Audio/Video Module (1): C VGC X X X XXX Contro/Computer Module (1): C VGR X X X XXX										
Description	Trace arched table with one (1) 30" base and two (2) 25" bases with polished aluminum casting and trim with curved laminate insert. One (1) 72" aluminum door communication grommet located in center of table containing a blank plate for phone/data, USB, audio and video ports. Corded.										
Finish(es)	Top: 654 Colombian Walnut Edge: F 1-1/4" Flat 654 Colombian Walnut Base: Laminate panel 654 Colombian Walnut										
Dimensions	<table border="0"> <tr> <td>66"/54"</td> <td>144"</td> <td>30"</td> <td></td> <td></td> </tr> <tr> <td>W</td> <td>D</td> <td>H</td> <td>AH</td> <td>SH</td> </tr> </table>	66"/54"	144"	30"			W	D	H	AH	SH
66"/54"	144"	30"									
W	D	H	AH	SH							
Lock/Keying											
Contact	Sally Rice										
Phone Number	713-666-8585										
Email	fergrice@sbcglobal.net										
Special Instructions											



Upholstery
Manufacturer
Name
Fabric Type
Product No.
Color
Width
Content
Fabric Repeat
Contact
Phone Number
Special Instructions

Upholstery

Supplier shall be responsible for verifying the accuracy and completeness of the specified product number for the product described and shall notify the designer of any discrepancies prior to placing the product on order. Manufacturer and Supply Dealer shall certify that this product meets regulations of the jurisdiction in which the project is located and includes required stamps, certification and labeling.

☐ Seaming Diagram
 ☐ Strike-Off
 ☐ Finish Sample
 ☐ Cutting
 ☒ Shop Dwgs
 ☐ Prototype
 ☐ Flame Certificate

- Manufacturer to submit sample of C.O.M. for designer's written approval prior to purchasing and fabrication of total quantity.
- All finish samples must be submitted to Gensler for approval prior to fabrication, including fabric, metal, stone and wood samples.
- Shop drawings, manufacturer data sheet, or prototype must be submitted to Gensler for approval prior to fabrication.
- Quantities listed do not include any overage or attic stock. Purchasing agent shall verify quantities prior to purchasing.
Client and/or the Purchasing Agent are solely responsible for all quantities.
- Manufacturer representative listed to review product description and product number and notify Designer of any error or conflict in specification as indicated.

- All images, photographs, renderings of specified items contained in this specification package are for general design intent and reference only.
- Manufacturer to provide all required hardware and instructions for proper installation.
- Manufacturer to provide with heavy duty cleats for wall hung security mount to wall. Confirm with Contractor that required blocking is installed properly.

TA-17			
<i>To Be Installed in the Following Locations:</i>			Total 1 Each

Room #	Qty	Unit	Room Name
316	1	Each	Teleconferencing

Distribution	
Prepared by	Stacy Reed, IIDA, LEED AP ID+C

Furniture Schedule

Gensler

Project Name	UH Classroom and Business Building	Issue Date	10-21-11
Project Location	Houston, Texas	Revision Date	
Project Number	02.7044.101	File	5FD
Item	Instructors Table	This is page	1 of 2

Furniture											
Item Code	TA-18CW Manufacturer Versteel										
Product No.	UST1 2460TEFX L P2S TSP PEB CM										
Description	Uno2 table fixed c-leg with glides, laminate top and steel modesty panel.										
Finish(es)	Top: Wilsonart 7943K-07 Colombian Walnut Edge: 1-1/4" EB Ebony Base: CM Champagne Modesty: CM Champagne										
Dimensions	<table border="0"> <tr> <td>60"</td> <td>24"</td> <td>29"</td> <td></td> <td></td> </tr> <tr> <td>W</td> <td>D</td> <td>H</td> <td>AH</td> <td>SH</td> </tr> </table>	60"	24"	29"			W	D	H	AH	SH
60"	24"	29"									
W	D	H	AH	SH							
Lock/Keying											
Contact	Miriam Campbell										
Phone Number	512-474-1223										
Email	miriam@jmcassociates.com										
Special Instructions											



Upholstery
Manufacturer
Name
Fabric Type
Product No.
Color
Width
Content
Fabric Repeat
Contact
Phone Number
Special Instructions

Upholstery

Supplier shall be responsible for verifying the accuracy and completeness of the specified product number for the product described and shall notify the designer of any discrepancies prior to placing the product on order. Manufacturer and Supply Dealer shall certify that this product meets regulations of the jurisdiction in which the project is located and includes required stamps, certification and labeling.

☐ Seaming Diagram
 ☐ Strike-Off
 ☐ Finish Sample
 ☐ Cutting
 ☐ Shop Dwgs
 ☐ Prototype
 ☐ Flame Certificate

- Manufacturer to submit sample of C.O.M. for designer's written approval prior to purchasing and fabrication of total quantity.
- All finish samples must be submitted to Gensler for approval prior to fabrication, including fabric, metal, stone and wood samples.
- Shop drawings, manufacturer data sheet, or prototype must be submitted to Gensler for approval prior to fabrication.
- Quantities listed do not include any overage or attic stock. Purchasing agent shall verify quantities prior to purchasing. Client and/or the Purchasing Agent are solely responsible for all quantities.
- Manufacturer representative listed to review product description and product number and notify Designer of any error or conflict in specification as indicated.
- All images, photographs, renderings of specified items contained in this specification package are for general design intent and reference only.
- Manufacturer to provide all required hardware and instructions for proper installation.
- Manufacturer to provide with heavy duty cleats for wall hung security mount to wall. Confirm with Contractor that required blocking is installed properly.

TA-18CW	
To Be Installed in the Following Locations:	Total 4 Each

Room #	Qty	Unit	Room Name
310	1	Each	Classroom
410	1	Each	Classroom
524	1	Each	Conference
538	1	Each	Conference

Distribution	
Prepared by	Stacy Reed, IIDA, LEED AP ID+C

Furniture Schedule

Gensler

Project Name	UH Classroom and Business Building	Issue Date	10-21-11
Project Location	Houston, Texas	Revision Date	
Project Number	02.7044.101	File	5FD
Item	Instructors Table	This is page	1 of 2

Furniture											
Item Code	TA-18G Manufacturer Versteel										
Product No.											
Description	Uno2 table fixed c-leg with glides, laminate top and steel modesty panel.										
Finish(es)	Top: Formica 464-58 Graystone Edge: 1-1/4" Flat SM Storm Base: SM Storm Modesty: NM Nimbus										
Dimensions	<table> <tr> <td>60"</td> <td>24"</td> <td>29"</td> <td></td> <td></td> </tr> <tr> <td>W</td> <td>D</td> <td>H</td> <td>AH</td> <td>SH</td> </tr> </table>	60"	24"	29"			W	D	H	AH	SH
60"	24"	29"									
W	D	H	AH	SH							
Lock/Keying											
Contact	Miriam Campbell										
Phone Number	512-474-1223										
Email	miriam@jmcassociates.com										
Special Instructions											



Upholstery
Manufacturer
Name
Fabric Type
Product No.
Color
Width
Content
Fabric Repeat
Contact
Phone Number
Special Instructions

Upholstery

Supplier shall be responsible for verifying the accuracy and completeness of the specified product number for the product described and shall notify the designer of any discrepancies prior to placing the product on order. Manufacturer and Supply Dealer shall certify that this product meets regulations of the jurisdiction in which the project is located and includes required stamps, certification and labeling.

☐ Seaming Diagram
 ☐ Strike-Off
 ☐ Finish Sample
 ☐ Cutting
 ☐ Shop Dwgs
 ☐ Prototype
 ☐ Flame Certificate

- Manufacturer to submit sample of C.O.M. for designer's written approval prior to purchasing and fabrication of total quantity.
- All finish samples must be submitted to Gensler for approval prior to fabrication, including fabric, metal, stone and wood samples.
- Shop drawings, manufacturer data sheet, or prototype must be submitted to Gensler for approval prior to fabrication.
- Quantities listed do not include any overage or attic stock. Purchasing agent shall verify quantities prior to purchasing.
Client and/or the Purchasing Agent are solely responsible for all quantities.
- Manufacturer representative listed to review product description and product number and notify Designer of any error or conflict in specification as indicated.
- All images, photographs, renderings of specified items contained in this specification package are for general design intent and reference only.
- Manufacturer to provide all required hardware and instructions for proper installation.
- Manufacturer to provide with heavy duty cleats for wall hung security mount to wall. Confirm with Contractor that required blocking is installed properly.

TA-18G

To Be Installed in the Following Locations:

Total 9 Each

Room #	Qty	Unit	Room Name
104	1	Each	Classroom
106	1	Each	Classroom
108	1	Each	Classroom
110	1	Each	Classroom
118	1	Each	Classroom
120	1	Each	Classroom
122	1	Each	Classroom
124	1	Each	Classroom
126	1	Each	Classroom

Distribution

Prepared by Stacy Reed, IIDA, LEED AP ID+C

Furniture Schedule

Gensler

Project Name	UH Classroom and Business Building	Issue Date	10-21-11
Project Location	Houston, Texas	Revision Date	
Project Number	02.7044.101	File	5FD
Item	Instructors Table	This is page	1 of 2

Furniture											
Item Code	TA-18GM Manufacturer Versteel										
Product No.											
Description	Uno2 table fixed c-leg with glides, laminate top and steel modesty panel.										
Finish(es)	Top: Wilsonart 4877-38 Grey Mesh Edge: 1-1/4" AB Alabaster Base: CM Champagne Modesty: CM Champagne										
Dimensions	<table border="0"> <tr> <td>60"</td> <td>24"</td> <td>29"</td> <td></td> <td></td> </tr> <tr> <td>W</td> <td>D</td> <td>H</td> <td>AH</td> <td>SH</td> </tr> </table>	60"	24"	29"			W	D	H	AH	SH
60"	24"	29"									
W	D	H	AH	SH							
Lock/Keying											
Contact	Miriam Campbell										
Phone Number	512-474-1223										
Email	miriam@jmcassociates.com										
Special Instructions											



Upholstery
Manufacturer
Name
Fabric Type
Product No.
Color
Width
Content
Fabric Repeat
Contact
Phone Number
Special Instructions

Upholstery

Supplier shall be responsible for verifying the accuracy and completeness of the specified product number for the product described and shall notify the designer of any discrepancies prior to placing the product on order. Manufacturer and Supply Dealer shall certify that this product meets regulations of the jurisdiction in which the project is located and includes required stamps, certification and labeling.

☐ Seaming Diagram
 ☐ Strike-Off
 ☐ Finish Sample
 ☐ Cutting
 ☐ Shop Dwgs
 ☐ Prototype
 ☐ Flame Certificate

- Manufacturer to submit sample of C.O.M. for designer's written approval prior to purchasing and fabrication of total quantity.
- All finish samples must be submitted to Gensler for approval prior to fabrication, including fabric, metal, stone and wood samples.
- Shop drawings, manufacturer data sheet, or prototype must be submitted to Gensler for approval prior to fabrication.
- Quantities listed do not include any overage or attic stock. Purchasing agent shall verify quantities prior to purchasing.
Client and/or the Purchasing Agent are solely responsible for all quantities.
- Manufacturer representative listed to review product description and product number and notify Designer of any error or conflict in specification as indicated.
- All images, photographs, renderings of specified items contained in this specification package are for general design intent and reference only.
- Manufacturer to provide all required hardware and instructions for proper installation.
- Manufacturer to provide with heavy duty cleats for wall hung security mount to wall. Confirm with Contractor that required blocking is installed properly.

TA-18GM	
<i>To Be Installed in the Following Locations:</i>	Total 2 Each

Room #	Qty	Unit	Room Name
510	1	Each	Student Orgs Meeting
522	1	Each	Student Orgs Meeting

Distribution
Prepared by Stacy Reed, IIDA, LEED AP ID+C

Furniture Schedule

Gensler

Project Name	UH Classroom and Business Building	Issue Date	10-21-11
Project Location	Houston, Texas	Revision Date	
Project Number	02.7044.101	File	5FD
Item	Meeting/Dining Table	This is page	1 of 2

Furniture											
Item Code	TA-18P Manufacturer Versteel										
Product No.											
Description	Uno2 table fixed c-leg with glides, laminate top and steel modesty panel.										
Finish(es)	Top: Formica 858-58 Pumice Edge: 1-1/4" Flat CM Champagne Base: CM Champagne Modesty: CM Champagne										
Dimensions	<table border="0"> <tr> <td>60"</td> <td>24"</td> <td>29"</td> <td></td> <td></td> </tr> <tr> <td>W</td> <td>D</td> <td>H</td> <td>AH</td> <td>SH</td> </tr> </table>	60"	24"	29"			W	D	H	AH	SH
60"	24"	29"									
W	D	H	AH	SH							
Lock/Keying											
Contact	Miriam Campbell										
Phone Number	512-474-1223										
Email	miriam@jmcassociates.com										
Special Instructions											



Upholstery
Manufacturer
Name
Fabric Type
Product No.
Color
Width
Content
Fabric Repeat
Contact
Phone Number
Special Instructions

Upholstery

Supplier shall be responsible for verifying the accuracy and completeness of the specified product number for the product described and shall notify the designer of any discrepancies prior to placing the product on order. Manufacturer and Supply Dealer shall certify that this product meets regulations of the jurisdiction in which the project is located and includes required stamps, certification and labeling.

☐ Seaming Diagram
 ☐ Strike-Off
 ☐ Finish Sample
 ☐ Cutting
 ☐ Shop Dwgs
 ☐ Prototype
 ☐ Flame Certificate

- Manufacturer to submit sample of C.O.M. for designer's written approval prior to purchasing and fabrication of total quantity.
- All finish samples must be submitted to Gensler for approval prior to fabrication, including fabric, metal, stone and wood samples.
- Shop drawings, manufacturer data sheet, or prototype must be submitted to Gensler for approval prior to fabrication.
- Quantities listed do not include any overage or attic stock. Purchasing agent shall verify quantities prior to purchasing. Client and/or the Purchasing Agent are solely responsible for all quantities.
- Manufacturer representative listed to review product description and product number and notify Designer of any error or conflict in specification as indicated.
- All images, photographs, renderings of specified items contained in this specification package are for general design intent and reference only.
- Manufacturer to provide all required hardware and instructions for proper installation.
- Manufacturer to provide with heavy duty cleats for wall hung security mount to wall. Confirm with Contractor that required blocking is installed properly.

TA-18P	
<i>To Be Installed in the Following Locations:</i>	Total 1 Each

Room #	Qty	Unit	Room Name
328	1	Each	Meeting/Dining

Distribution	
Prepared by	Stacy Reed, IIDA, LEED AP ID+C

Furniture Schedule

Gensler

Project Name	UH Classroom and Business Building	Issue Date	10-21-11
Project Location	Houston, Texas	Revision Date	
Project Number	02.7044.101	File	5FD
Item	Instructors Table	This is page	1 of 2

Furniture											
Item Code	TA-18W Manufacturer Versteel										
Product No.											
Description	Uno2 table fixed c-leg with glides, laminate top and steel modesty panel.										
Finish(es)	Top: Wilsonart 1573-60 Frosty White Edge: 1-1/4" Flat NM Nimbus Base: NM Nimbus Modesty: NM Nimbus										
Dimensions	<table border="0"> <tr> <td>60"</td> <td>24"</td> <td>29"</td> <td></td> <td></td> </tr> <tr> <td>W</td> <td>D</td> <td>H</td> <td>AH</td> <td>SH</td> </tr> </table>	60"	24"	29"			W	D	H	AH	SH
60"	24"	29"									
W	D	H	AH	SH							
Lock/Keying											
Contact	Miriam Campbell										
Phone Number	512-474-1223										
Email	miriam@jmcassociates.com										
Special Instructions											



Upholstery
Manufacturer
Name
Fabric Type
Product No.
Color
Width
Content
Fabric Repeat
Contact
Phone Number
Special Instructions

Upholstery

Supplier shall be responsible for verifying the accuracy and completeness of the specified product number for the product described and shall notify the designer of any discrepancies prior to placing the product on order. Manufacturer and Supply Dealer shall certify that this product meets regulations of the jurisdiction in which the project is located and includes required stamps, certification and labeling.

☐ Seaming Diagram
 ☐ Strike-Off
 ☐ Finish Sample
 ☐ Cutting
 ☐ Shop Dwgs
 ☐ Prototype
 ☐ Flame Certificate

- Manufacturer to submit sample of C.O.M. for designer's written approval prior to purchasing and fabrication of total quantity.
- All finish samples must be submitted to Gensler for approval prior to fabrication, including fabric, metal, stone and wood samples.
- Shop drawings, manufacturer data sheet, or prototype must be submitted to Gensler for approval prior to fabrication.
- Quantities listed do not include any overage or attic stock. Purchasing agent shall verify quantities prior to purchasing. Client and/or the Purchasing Agent are solely responsible for all quantities.
- Manufacturer representative listed to review product description and product number and notify Designer of any error or conflict in specification as indicated.
- All images, photographs, renderings of specified items contained in this specification package are for general design intent and reference only.
- Manufacturer to provide all required hardware and instructions for proper installation.
- Manufacturer to provide with heavy duty cleats for wall hung security mount to wall. Confirm with Contractor that required blocking is installed properly.

TA-18W	
<i>To Be Installed in the Following Locations:</i>	Total 5 Each

Room #	Qty	Unit	Room Name
214	1	Each	Classroom
226	1	Each	Classroom
228	1	Each	Classroom
230	1	Each	Classroom
240	1	Each	Classroom

Distribution
Prepared by Stacy Reed, IIDA, LEED AP ID+C

Furniture Schedule

Gensler

Project Name	UH Classroom and Business Building	Issue Date	10-21-11
Project Location	Houston, Texas	Revision Date	
Project Number	02.7044.101	File	5FD
Item	20' Conference Table	This is page	1 of 2

Furniture											
Item Code	TA-20 Manufacturer Bernhardt										
Product No.	Top (1): Q E9G W F P 654 M24 Base (4) : F Y5Y W X 6 654 Communication Grommet (2): F VAU X X X XXX Blank Module (2): C VGG X X X XXX Computer/Audio/Video Module (2): C VGC X X X XXX Contro/Computer Module (2): C VGR X X X XXX										
Description	Trace rectangular table with four (4) 30" bases with polished aluminum casting and trim with curved laminate insert. Two (2) 96" aluminum door communication grommets located in center of table each containing a blank plate for phone/data, USB, audio and video ports.										
Finish(es)	Top: 654 Colombian Walnut Edge: F 1-1/4" Flat 654 Colombian Walnut Base: Laminate panel 654 Colombian Walnut										
Dimensions	<table border="0"> <tr> <td>72"</td> <td>240"</td> <td>30"</td> <td></td> <td></td> </tr> <tr> <td>W</td> <td>D</td> <td>H</td> <td>AH</td> <td>SH</td> </tr> </table>	72"	240"	30"			W	D	H	AH	SH
72"	240"	30"									
W	D	H	AH	SH							
Lock/Keying											
Contact	Sally Rice										
Phone Number	713-666-8585										
Email	fergrice@sbcglobal.net										
Special Instructions											



Upholstery
Manufacturer
Name
Fabric Type
Product No.
Color
Width
Content
Fabric Repeat
Contact
Phone Number
Special Instructions

Upholstery

Supplier shall be responsible for verifying the accuracy and completeness of the specified product number for the product described and shall notify the designer of any discrepancies prior to placing the product on order. Manufacturer and Supply Dealer shall certify that this product meets regulations of the jurisdiction in which the project is located and includes required stamps, certification and labeling.

☐ Seaming Diagram
 ☐ Strike-Off
 ☐ Finish Sample
 ☐ Cutting
 ☒ Shop Dwgs
 ☐ Prototype
 ☐ Flame Certificate

- Manufacturer to submit sample of C.O.M. for designer's written approval prior to purchasing and fabrication of total quantity.
- All finish samples must be submitted to Gensler for approval prior to fabrication, including fabric, metal, stone and wood samples.
- Shop drawings, manufacturer data sheet, or prototype must be submitted to Gensler for approval prior to fabrication.
- Quantities listed do not include any overage or attic stock. Purchasing agent shall verify quantities prior to purchasing.
Client and/or the Purchasing Agent are solely responsible for all quantities.
- Manufacturer representative listed to review product description and product number and notify Designer of any error or conflict in specification as indicated.
- All images, photographs, renderings of specified items contained in this specification package are for general design intent and reference only.

- Manufacturer to provide all required hardware and instructions for proper installation.
- Manufacturer to provide with heavy duty cleats for wall hung security mount to wall. Confirm with Contractor that required blocking is installed properly.

TA-20			
To Be Installed in the Following Locations:			Total 3 Each

Room #	Qty	Unit	Room Name
502	1	Each	Seminar Room
506	1	Each	Seminar Room
508	1	Each	Seminar Room

Furniture Schedule

Gensler

Project Name	UH Classroom and Business Building	Issue Date	10-21-11
Project Location	Houston, Texas	Revision Date	
Project Number	02.7044.101	File	5FD
Item	16' Conference Table	This is page	1 of 2

Furniture					
Item Code	TA-21	Manufacturer	Bernhardt		
Product No.	Top (1): Q E1E F F P COL P18 Base (3) : Y5Y F X 6 COL Communication Grommet (2): F VAW X X 6 XXX Blank Module (4): C VGG X X X XXX Computer/Audio/Video Module (2): C VGC X X X XXX Contro/Computer Module (2): C VGR X X X XXX Speaker Phone Grommet (3): C VGZ X X X XXX				
Description	Trace rectangular table with threee (3) 30" bases with polished aluminum casting and trim with curved laminate insert. Three (3) speaker phone grommets centered between two (2) 48" aluminum door communication grommets and at either end. Each communication grommet contains a blank plate for phone/data, USB,				
Finish(es)	Top: COL Formica 858-58 Pumice Edge: F 1-1/4" Flat to match Formica Pumice Base: Laminate panel COL Formica 858-58 Pumice				
Dimensions	60"	192"	30"		
	W	D	H	AH	SH
Lock/Keying					
Contact	Sally Rice				
Phone Number	713-666-8585				
Email	fergrice@sbcglobal.net				
Special Instructions					



Upholstery
Manufacturer
Name
Fabric Type
Product No.
Color
Width
Content
Fabric Repeat
Contact
Phone Number
Special Instructions

Upholstery

Supplier shall be responsible for verifying the accuracy and completeness of the specified product number for the product described and shall notify the designer of any discrepancies prior to placing the product on order. Manufacturer and Supply Dealer shall certify that this product meets regulations of the jurisdiction in which the project is located and includes required stamps, certification and labeling.

☐ Seaming Diagram
 ☐ Strike-Off
 ☐ Finish Sample
 ☐ Cutting
 ☐ Shop Dwgs
 ☐ Prototype
 ☐ Flame Certificate

- Manufacturer to submit sample of C.O.M. for designer's written approval prior to purchasing and fabrication of total quantity.
- All finish samples must be submitted to Gensler for approval prior to fabrication, including fabric, metal, stone and wood samples.
- Shop drawings, manufacturer data sheet, or prototype must be submitted to Gensler for approval prior to fabrication.
- Quantities listed do not include any overage or attic stock. Purchasing agent shall verify quantities prior to purchasing.
Client and/or the Purchasing Agent are solely responsible for all quantities.
- Manufacturer representative listed to review product description and product number and notify Designer of any error or conflict in specification as indicated.

- All images, photographs, renderings of specified items contained in this specification package are for general design intent and reference only.
- Manufacturer to provide all required hardware and instructions for proper installation.
- Manufacturer to provide with heavy duty cleats for wall hung security mount to wall. Confirm with Contractor that required blocking is installed properly.

TA-21				
<i>To Be Installed in the Following Locations:</i>				Total 1 Each

Room #	Qty	Unit	Room Name
330A	1	Each	Conference

Distribution	
Prepared by	Stacy Reed, IIDA, LEED AP ID+C

Furniture Schedule

Gensler

Project Name	UH Classroom and Business Building	Issue Date	10-21-11
Project Location	Houston, Texas	Revision Date	
Project Number	02.7044.101	File	5FD
Item	Powered Classroom Table	This is page	1 of 2

Furniture											
Item Code	TA-23P-CW Manufacturer Versteel										
Product No.											
Description	Uno2 powered table fixed c-leg with laminate top, steel modesty panel and casters. Two pop-up power/data module located on top of the table.										
Finish(es)	Top: Wilsonart 7943K-07 Colombian Walnut Edge: 1-1/4" Flat EB Ebony Base/Modesty: CM Champagne										
Dimensions	<table> <tr> <td>96"</td> <td>24"</td> <td>29"</td> <td></td> <td></td> </tr> <tr> <td>W</td> <td>D</td> <td>H</td> <td>AH</td> <td>SH</td> </tr> </table>	96"	24"	29"			W	D	H	AH	SH
96"	24"	29"									
W	D	H	AH	SH							
Lock/Keying											
Contact	Miriam Campbell										
Phone Number	512-474-1223										
Email	miriam@jmcassociates.com										
Special Instructions											



Upholstery
Manufacturer
Name
Fabric Type
Product No.
Color
Width
Content
Fabric Repeat
Contact
Phone Number
Special Instructions

Upholstery

Supplier shall be responsible for verifying the accuracy and completeness of the specified product number for the product described and shall notify the designer of any discrepancies prior to placing the product on order. Manufacturer and Supply Dealer shall certify that this product meets regulations of the jurisdiction in which the project is located and includes required stamps, certification and labeling.

☐ Seaming Diagram
 ☐ Strike-Off
 ☐ Finish Sample
 ☐ Cutting
 ☐ Shop Dwgs
 ☐ Prototype
 ☐ Flame Certificate

- Manufacturer to submit sample of C.O.M. for designer's written approval prior to purchasing and fabrication of total quantity.
- All finish samples must be submitted to Gensler for approval prior to fabrication, including fabric, metal, stone and wood samples.
- Shop drawings, manufacturer data sheet, or prototype must be submitted to Gensler for approval prior to fabrication.
- Quantities listed do not include any overage or attic stock. Purchasing agent shall verify quantities prior to purchasing. Client and/or the Purchasing Agent are solely responsible for all quantities.
- Manufacturer representative listed to review product description and product number and notify Designer of any error or conflict in specification as indicated.
- All images, photographs, renderings of specified items contained in this specification package are for general design intent and reference only.
- Manufacturer to provide all required hardware and instructions for proper installation.
- Manufacturer to provide with heavy duty cleats for wall hung security mount to wall. Confirm with Contractor that required blocking is installed properly.


Room #	Qty	Unit	Room Name
410	20	Each	Classroom

Furniture Schedule

Gensler

Project Name	UH Classroom and Business Building	Issue Date	10-21-11
Project Location	Houston, Texas	Revision Date	
Project Number	02.7044.101	File	5FD
Item	Powered Classroom Table	This is page	1 of 2

Furniture	
Item Code	TA-25-A Manufacturer Herman Miller
Product No.	5451L
Description	Nelson End Table
Finish(es)	round laminate top with polished aluminum base
Dimensions	<div>17" 21.5"</div> <div>D H</div>
Contact	Jamie Aragonés
Phone Number	713.389.0376
Email	jamie_aragones@hermanmiller.com
Special Instructions	



Upholstery

Supplier shall be responsible for verifying the accuracy and completeness of the specified product number for the product described and shall notify the designer of any discrepancies prior to placing the product on order. Manufacturer and Supply Dealer shall certify that this product meets regulations of the jurisdiction in which the project is located and includes required stamps, certification and labeling.

☐ Seaming Diagram
 ☐ Strike-Off
 ☒ Finish Sample
 ☐ Cutting
 ☐ Shop Dwgs
 ☐ Prototype
 ☐ Flame Certificate

- Manufacturer to submit sample of C.O.M. for designer's written approval prior to purchasing and fabrication of total quantity.
- All finish samples must be submitted to Gensler for approval prior to fabrication, including fabric, metal, stone and wood samples.
- Shop drawings, manufacturer data sheet, or prototype must be submitted to Gensler for approval prior to fabrication.
- Quantities listed do not include any overage or attic stock. Purchasing agent shall verify quantities prior to purchasing. Client and/or the Purchasing Agent are solely responsible for all quantities.
- Manufacturer representative listed to review product description and product number and notify Designer of any error or conflict in specification as indicated.
- All images, photographs, renderings of specified items contained in this specification package are for general design intent and reference only.
- Manufacturer to provide all required hardware and instructions for proper installation.
- Manufacturer to provide with heavy duty cleats for wall hung security mount to wall. Confirm with Contractor that required blocking is installed properly.

Room #	Qty	Unit	Room Name
220	1	Each	Reception
302	1	Each	Reception

Furniture Schedule

Gensler

Project Name	UH Classroom and Business Building	Issue Date	10-21-11
Project Location	Houston, Texas	Revision Date	
Project Number	02.7044.101	File	5FD
Item	Powered Classroom Table	This is page	1 of 2

Furniture			
Item Code	TA-26-A		Manufacturer Knoll
Product No.	50T1		
Description	Laccio Side Table		
Finish(es)	Laminate top with polished chrome frame and legs		
Dimensions	21.75" W	19" D	17.75" H
Contact	Sharon Cole Parker		
Phone Number	713.557.0789		
Email	sparker@knoll.com		
Special Instructions			



--

Upholstery

Supplier shall be responsible for verifying the accuracy and completeness of the specified product number for the product described and shall notify the designer of any discrepancies prior to placing the product on order. Manufacturer and Supply Dealer shall certify that this product meets regulations of the jurisdiction in which the project is located and includes required stamps, certification and labeling.

☐ Seaming Diagram
 ☐ Strike-Off
 ☒ Finish Sample
 ☐ Cutting
 ☐ Shop Dwgs
 ☐ Prototype
 ☐ Flame Certificate

- Manufacturer to submit sample of C.O.M. for designer's written approval prior to purchasing and fabrication of total quantity.
- All finish samples must be submitted to Gensler for approval prior to fabrication, including fabric, metal, stone and wood samples.
- Shop drawings, manufacturer data sheet, or prototype must be submitted to Gensler for approval prior to fabrication.
- Quantities listed do not include any overage or attic stock. Purchasing agent shall verify quantities prior to purchasing. Client and/or the Purchasing Agent are solely responsible for all quantities.
- Manufacturer representative listed to review product description and product number and notify Designer of any error or conflict in specification as indicated.
- All images, photographs, renderings of specified items contained in this specification package are for general design intent and reference only.
- Manufacturer to provide all required hardware and instructions for proper installation.
- Manufacturer to provide with heavy duty cleats for wall hung security mount to wall. Confirm with Contractor that required blocking is installed properly.

TA-26-A	
To Be Installed in the Following Locations:	Total 3 Each

Room #	Qty	Unit	Room Name
300	3	Each	MBA Commons

Distribution
Prepared by Stacy Reed, IIDA, LEED AP ID+C

Project Name	UH Classroom and Business Building	Issue Date	10-21-11
Project Location	Houston, Texas	Revision Date	
Project Number	02.7044.101	File	5FD
Item	Powered Classroom Table	This is page	1 of 2

Furniture	
Item Code	TA-27-B
Product No.	982-30C
Manufacturer Martin Brattrud	
Description	Reveal Table, round centered post
Finish(es)	laminate top (Wilsonart Antique White), polished chrome base 1572-60
Dimensions	
	30" 17.5"
	D H
Contact	Lindsey Craig
Phone Number	832.495.8405
Email	lindsey@mdiresources.com
Special Instructions	



--

Upholstery

Supplier shall be responsible for verifying the accuracy and completeness of the specified product number for the product described and shall notify the designer of any discrepancies prior to placing the product on order. Manufacturer and Supply Dealer shall certify that this product meets regulations of the jurisdiction in which the project is located and includes required stamps, certification and labeling.

<input type="checkbox"/> Seaming Diagram	<input type="checkbox"/> Strike-Off	<input checked="" type="checkbox"/> Finish Sample	<input type="checkbox"/> Cutting	<input type="checkbox"/> Shop Dwgs	<input type="checkbox"/> Prototype	<input type="checkbox"/> Flame Certificate
--	-------------------------------------	---	----------------------------------	------------------------------------	------------------------------------	--

- Manufacturer to submit sample of C.O.M. for designer's written approval prior to purchasing and fabrication of total quantity.
- All finish samples must be submitted to Gensler for approval prior to fabrication, including fabric, metal, stone and wood samples.
- Shop drawings, manufacturer data sheet, or prototype must be submitted to Gensler for approval prior to fabrication.
- Quantities listed do not include any overage or attic stock. Purchasing agent shall verify quantities prior to purchasing. Client and/or the Purchasing Agent are solely responsible for all quantities.
- Manufacturer representative listed to review product description and product number and notify Designer of any error or conflict in specification as indicated.
- All images, photographs, renderings of specified items contained in this specification package are for general design intent and reference only.
- Manufacturer to provide all required hardware and instructions for proper installation.
- Manufacturer to provide with heavy duty cleats for wall hung security mount to wall. Confirm with Contractor that required blocking is installed properly.

TA-27-B	
To Be Installed in the Following Locations:	Total 4 Each

Room #	Qty	Unit	Room Name
330	4	Each	Reception


Distribution
Prepared by Stacy Reed, IIDA, LEED AP ID+C

Furniture Schedule

Gensler

Project Name	UH Classroom and Business Building	Issue Date	10-21-11
Project Location	Houston, Texas	Revision Date	
Project Number	02.7044.101	File	5FD
Item	Powered Classroom Table	This is page	1 of 2

Furniture					
Item Code	TA-28-D Manufacturer Martin Bratrud				
Product No.	249-24CH				
Description	Bristol table, high round (refer to room location list for the finish designation code (A or B))				
Finish(es)	Finish A: Laminate Top: Wilsonart Designer White (D354-60), Laminate Base: Wilsonart Black (1595-60), Polished Chrome legs Finish B: Laminate Top: Wilsonart Antique White (1572-60), Laminate Base: Wilsonart Columbian Walnut (7943K-07), Polished Chrome Legs				
Dimensions	<table> <tr> <td>24"</td> <td>23"</td> </tr> <tr> <td>D</td> <td>H</td> </tr> </table>	24"	23"	D	H
24"	23"				
D	H				
Contact	Lindsey Craig				
Phone Number	832.495.8405				
Email	lindsey@mdiresources.com				
Special Instructions					



--

Upholstery

Supplier shall be responsible for verifying the accuracy and completeness of the specified product number for the product described and shall notify the designer of any discrepancies prior to placing the product on order. Manufacturer and Supply Dealer shall certify that this product meets regulations of the jurisdiction in which the project is located and includes required stamps, certification and labeling.

☐ Seaming Diagram
 ☐ Strike-Off
 ☒ Finish Sample
 ☐ Cutting
 ☐ Shop Dwgs
 ☐ Prototype
 ☐ Flame Certificate

- Manufacturer to submit sample of C.O.M. for designer's written approval prior to purchasing and fabrication of total quantity.
- All finish samples must be submitted to Gensler for approval prior to fabrication, including fabric, metal, stone and wood samples.
- Shop drawings, manufacturer data sheet, or prototype must be submitted to Gensler for approval prior to fabrication.
- Quantities listed do not include any overage or attic stock. Purchasing agent shall verify quantities prior to purchasing.
Client and/or the Purchasing Agent are solely responsible for all quantities.
- Manufacturer representative listed to review product description and product number and notify Designer of any error or conflict in specification as indicated.
- All images, photographs, renderings of specified items contained in this specification package are for general design intent and reference only.
- Manufacturer to provide all required hardware and instructions for proper installation.
- Manufacturer to provide with heavy duty cleats for wall hung security mount to wall. Confirm with Contractor that required blocking is installed properly.

TA-28-D	
<i>To Be Installed in the Following Locations:</i>	Total 4 Each

Room #	Qty	Unit	Room Name	Finish Code
504	4	Each	Reception	B

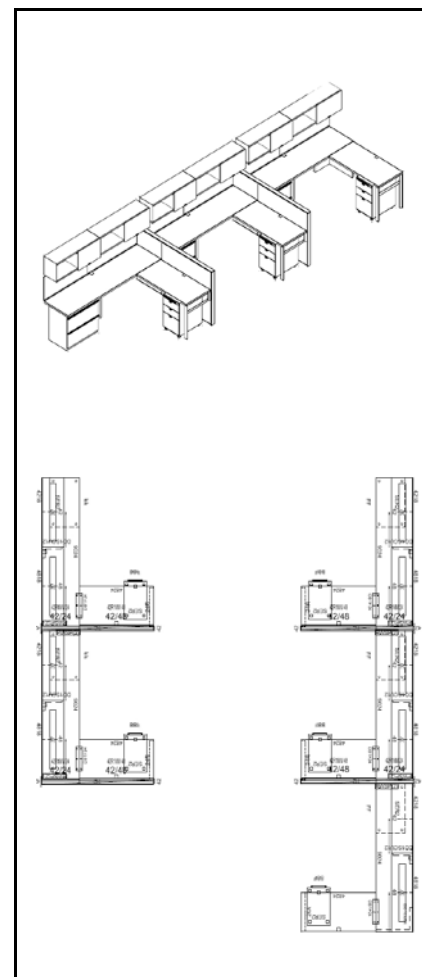
Distribution	
Prepared by	Stacy Reed, IIDA, LEED AP ID+C

Furniture Schedule


Gensler

Project Name	UH Classroom and Business Building	Issue Date	10-21-11
Project Location	Houston, Texas	Revision Date	
Project Number	02.7044.101	File	5FD
Item	Staff Workstation	This is page	1 of 1

Furniture					
Item Code	WS-01 Knoll	Manufacturer	Knoll		
Product No.					
Description	One (1) group of Dividends workstations consisting of five (5) L-shaped workstations with the following components: 48" W x 24" D laminate worksurface with square pvc edge, grommet and open A-style metal leg. 90" W x 24" D return worksurface with laminate top, square pvc edge, grommet and tack panel above. One 48" W and one 42" W wall attached lockable overhead units with sliding door and task light below. Includes one (1) 2-high lockable lateral file and one (1) mobile lockable Box, Box, File pedestal. 42" tackable fabric panel				
Finish(es)	Top: Laminate Bright White 118 Edge: Bright White Legs: Silver 613 Cases: Soft Grey 117				
Dimensions	see above	W	D	H	AH SH
Lock/Keying					
Contact	Susan Quarles				
Phone Number	281-216-8227				
Email	Susan_Quarles@knoll.com				
Special Instructions					



Upholstery					
Manufacturer	Knoll				
Name	Amplify				
Fabric Type	Panel				
Product No.	W1215				
Color	6/Electron				
Width	66"				
Content	100% Recycled Polyester				
Fabric Repeat	H: 0.25 Inches V: 0.25 Inches				
Contact	Kathryn Boehme				
Phone Number	800-627-2018				
Special Instructions	kboehme@knoll.com				



Supplier shall be responsible for verifying the accuracy and completeness of the specified product number for the product described and shall notify the designer of any discrepancies prior to placing the product on order. Manufacturer and Supply Dealer shall certify that this product meets regulations of the jurisdiction in which the project is located and includes required stamps, certification and labeling.

- ☐ Seaming Diagram
 ☐ Strike-Off
 ☐ Finish Sample
 ☐ Cutting
 ☐ Shop Dwgs
 ☐ Prototype
 ☐ Flame Certificate

- Manufacturer to submit sample of C.O.M. for designer's written approval prior to purchasing and fabrication of total quantity.
- All finish samples must be submitted to Gensler for approval prior to fabrication, including fabric, metal, stone and wood samples.
- Shop drawings, manufacturer data sheet, or prototype must be submitted to Gensler for approval prior to fabrication.
- Quantities listed do not include any overage or attic stock. Purchasing agent shall verify quantities prior to purchasing.
Client and/or the Purchasing Agent are solely responsible for all quantities.
- Manufacturer representative listed to review product description and product number and notify Designer of any error or conflict in specification as indicated.

- All images, photographs, renderings of specified items contained in this specification package are for general design intent and reference only.
- Manufacturer to provide all required hardware and instructions for proper installation.
- Manufacturer to provide with heavy duty cleats for wall hung security mount to wall. Confirm with Contractor that required blocking is installed properly.

WS-01 Knoll			
<i>To Be Installed in the Following Locations:</i>			Total 1 Group

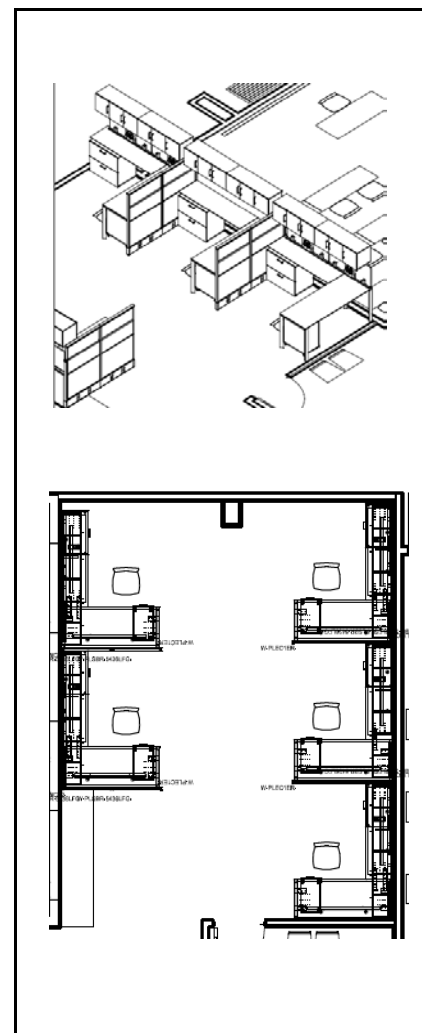
Room #	Qty	Unit	Room Name
220H	1	Group	Staff Group Office

Furniture Schedule


Gensler

Project Name	UH Classroom and Business Building	Issue Date	10-21-11
Project Location	Houston, Texas	Revision Date	
Project Number	02.7044.101	File	5FD
Item	Staff Workstation	This is page	1 of 2

Furniture	
Item Code	WS-01 Watson Manufacturer Watson
Product No.	
Description	One (1) group of M2 workstations consisting of five (5) L-shaped workstations with the following components: 72" W x 28" D laminate worksurface with pvc edge, open style metal leg. 66" W x 20" D return worksurface with laminate top, pvc edge, tack panel above with reveal to allow cord access. Two 45" W x 15" D x 15' H wall attached overhead units with locking doors, task lights and tackpanels below. Includes one (1) 2-high lockable lateral file and one (1) mobile lockable Box, Box, File pedestal. 42" tackable fabric panel separates the stations.
Finish(es)	Top: Frosty White Edge: Satin Gray Legs: White Aluminum Cases: White Linen Faces: White Linen
Dimensions	see above W D H AH SH
Lock/Keying	
Contact	Miriam Campbell
Phone Number	512-474-1223
Email	miriam@jmcassociates.com
Special Instructions	



Upholstery	
Manufacturer	Watson
Name	Drift
Fabric Type	Panel
Product No.	2539
Color	010 Pebble
Width	66"
Content	51% Post-Consumer, 49% Pre-Consumer Recycled Polyester
Fabric Repeat	H: 14" V: 9.6"
Contact	Miriam Campbell
Phone Number	512-474-1223
Special Instructions	miriam@jmcassociates.com



Supplier shall be responsible for verifying the accuracy and completeness of the specified product number for the product described and shall notify the designer of any discrepancies prior to placing the product on order. Manufacturer and Supply Dealer shall certify that this product meets regulations of the jurisdiction in which the project is located and includes required stamps, certification and labeling.

☐ Seaming Diagram
 ☐ Strike-Off
 ☐ Finish Sample
 ☐ Cutting
 ☒ Shop Dwgs
 ☐ Prototype
 ☐ Flame Certificate

- Manufacturer to submit sample of C.O.M. for designer's written approval prior to purchasing and fabrication of total quantity.
 - All finish samples must be submitted to Gensler for approval prior to fabrication, including fabric, metal, stone and wood samples.
 - Shop drawings, manufacturer data sheet, or prototype must be submitted to Gensler for approval prior to fabrication.
 - Quantities listed do not include any overage or attic stock. Purchasing agent shall verify quantities prior to purchasing.
- Client and/or the Purchasing Agent are solely responsible for all quantities.

- Manufacturer representative listed to review product description and product number and notify Designer of any error or conflict in specification as indicated.
- All images, photographs, renderings of specified items contained in this specification package are for general design intent and reference only.
- Manufacturer to provide all required hardware and instructions for proper installation.
- Manufacturer to provide with heavy duty cleats for wall hung security mount to wall. Confirm with Contractor that required blocking is installed properly.

WS-01 Watson					
<i>To Be Installed in the Following Locations:</i>				Total	1 Group


Room #	Qty	Unit	Room Name
220H	1	Group	Staff Group Office

Furniture Schedule


Gensler

Project Name	UH Classroom and Business Building	Issue Date	10-21-11
Project Location	Houston, Texas	Revision Date	
Project Number	02.7044.101	File	5FD
Item	Benching System	This is page	1 of 2

Furniture	
Item Code	WS-05 Manufacturer Allsteel
Product No.	
Description	Group of twelve (12) Stride benching system with seating for ten with laminate top and painted open end supports. Includes hinged power access door for power and data housed within the center trough. 20" H Center & Lateral Tackable Fabric Divider Screens. Include CPU holder at each seat.
Finish(es)	Laminate Top/Edge: Frosty White Frame: Platinum Metallic PR2
Dimensions	see above W D H AH SH
Lock/Keying	
Contact	Carole Nicholson
Phone Number	713-471-9008
Email	nicholsonc@allsteeloffice.com
Special Instructions	



Upholstery	
Manufacturer	Allsteel
Name	Appoint
Fabric Type	Panel
Product No.	
Color	APN916 Nimbus
Width	66"
Content	100% Polyester
Fabric Repeat	.10" V x .10" H
Contact	Carole Nicholson
Phone Number	713-471-9008
email	nicholsonc@allsteeloffice.com
Special Instructions	



Supplier shall be responsible for verifying the accuracy and completeness of the specified product number for the product described and shall notify the designer of any discrepancies prior to placing the product on order. Manufacturer and Supply Dealer shall certify that this product meets regulations of the jurisdiction in which the project is located and includes required stamps, certification and labeling.

☐ Seaming Diagram
 ☐ Strike-Off
 ☐ Finish Sample
 ☐ Cutting
 ☒ Shop Dwgs
 ☐ Prototype
 ☐ Flame Certificate

- Manufacturer to submit sample of C.O.M. for designer's written approval prior to purchasing and fabrication of total quantity.
- All finish samples must be submitted to Gensler for approval prior to fabrication, including fabric, metal, stone and wood samples.
- Shop drawings, manufacturer data sheet, or prototype must be submitted to Gensler for approval prior to fabrication.
- Quantities listed do not include any overage or attic stock. Purchasing agent shall verify quantities prior to purchasing.
Client and/or the Purchasing Agent are solely responsible for all quantities.
- Manufacturer representative listed to review product description and product number and notify Designer of any error or conflict in specification as indicated.
- All images, photographs, renderings of specified items contained in this specification package are for general design intent and reference only.
- Manufacturer to provide all required hardware and instructions for proper installation.

- Manufacturer to provide with heavy duty cleats for wall hung security mount to wall. Confirm with Contractor that required blocking is installed properly.

WS-05					
<i>To Be Installed in the Following Locations:</i>				Total	1 Group

Room #	Qty	Unit	Room Name
240	1	Group	Classroom

Distribution	
Prepared by	Stacy Reed, IIDA, LEED AP ID+C

Furniture Schedule

Gensler

Project Name	UH Classroom and Business Building	Issue Date	10-21-11
Project Location	Houston, Texas	Revision Date	
Project Number	02.7044.101	File	5FD
Item	Clinical Workstation	This is page	1 of 2

Furniture

Item Code WS-06L-C Knoll **Manufacturer** Knoll

Product No.

Description LEFT Template workstation consisting of the following components: 60" W x 30" D laminate worksurface with square pvc edge, grommet and metal support leg. Storage unit with common top consisting of one (1) 30" W x 42" H bookcase with tackpanel insert and one (1) 30" W x 42" H unit with two lockable file drawers and one bookshelf. Includes one (1) locking mobile Box, Box, File pedestal.

Finish(es) Top: COL Wilsonart Grey Mesh 4877-38
Edge: Soft Grey 117
Legs: Beige Mist Metallic 611
Cases/Faces: Soft Grey 117

Dimensions see above
W D H AH SH

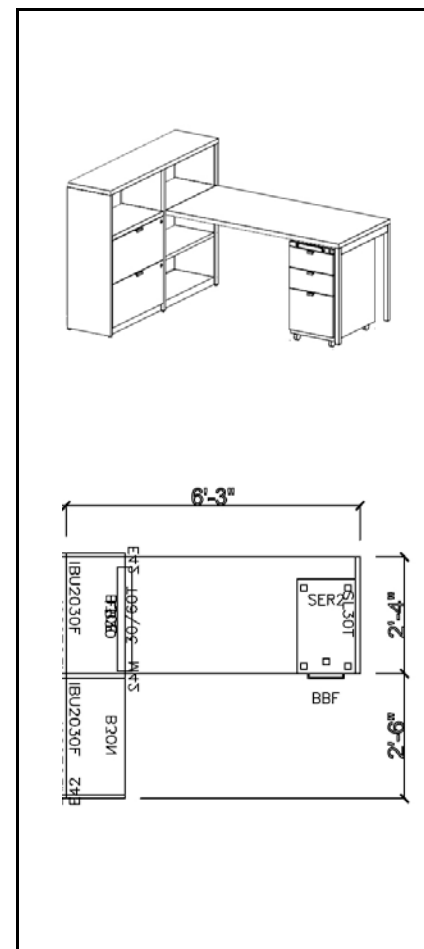
Lock/Keying

Contact Susan Quarles

Phone Number 281-216-8227

Email Susan.Quarles@knoll.com

Special Instructions



Upholstery

Manufacturer Knoll

Name Amplify

Fabric Type Panel

Product No. W1215

Color 4 Trona

Width 66"

Content 100% Recycled Polyester


Fabric Repeat H: 0.25 Inches
V: 0.25 Inches

Contact Kathryn Boehme

Phone Number 800-627-2018

Email kboehme@knoll.com

Special Instructions



Supplier shall be responsible for verifying the accuracy and completeness of the specified product number for the product described and shall notify the designer of any discrepancies prior to placing the product on order. Manufacturer and Supply Dealer shall certify that this product meets regulations of the jurisdiction in which the project is located and includes required stamps, certification and labeling.

☐ Seaming Diagram ☐ Strike-Off ☐ Finish Sample ☐ Cutting ☒ Shop Dwgs ☐ Prototype ☐ Flame Certificate

- Manufacturer to submit sample of C.O.M. for designer's written approval prior to purchasing and fabrication of total quantity.
 - All finish samples must be submitted to Gensler for approval prior to fabrication, including fabric, metal, stone and wood samples.
 - Shop drawings, manufacturer data sheet, or prototype must be submitted to Gensler for approval prior to fabrication.
 - Quantities listed do not include any overage or attic stock. Purchasing agent shall verify quantities prior to purchasing.
- Client and/or the Purchasing Agent are solely responsible for all quantities.

- Manufacturer representative listed to review product description and product number and notify Designer of any error or conflict in specification as indicated.
- All images, photographs, renderings of specified items contained in this specification package are for general design intent and reference only.
- Manufacturer to provide all required hardware and instructions for proper installation.
- Manufacturer to provide with heavy duty cleats for wall hung security mount to wall. Confirm with Contractor that required blocking is installed properly.

WS-06L-C Knoll	
<i>To Be Installed in the Following Locations:</i>	Total 13 Group

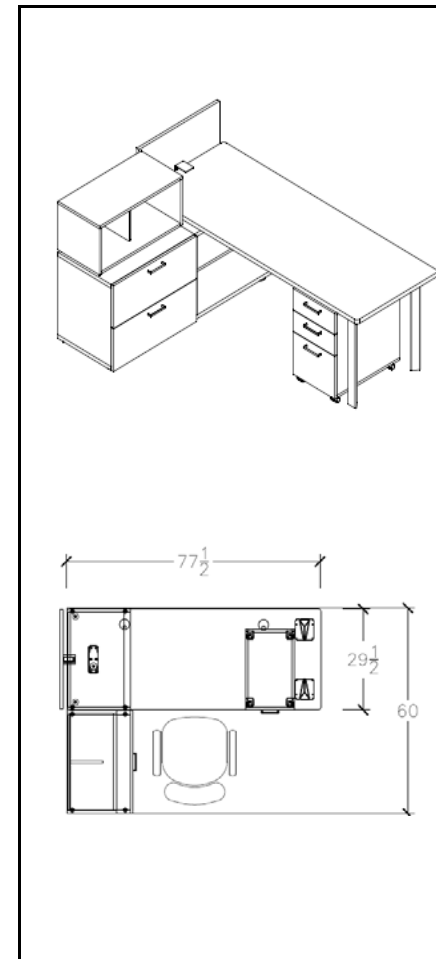
Room #	Qty	Unit	Room Name
402A	1	Group	Clinical Office
402B	1	Group	Clinical Office
402D	1	Group	Clinical Office
402F	1	Group	Clinical Office
402G	1	Group	Clinical Office
402J	1	Group	Clinical Office
402K	1	Group	Clinical Office
402L	1	Group	Clinical Office
402M	1	Group	Clinical Office
402N	1	Group	Clinical Office
402P	1	Group	Clinical Office
404	1	Group	Clinical Office
406	1	Group	Clinical Office

Furniture Schedule


Gensler

Project Name	UH Classroom and Business Building	Issue Date	10-21-11
Project Location	Houston, Texas	Revision Date	
Project Number	02.7044.101	File	5FD
Item	Clinical Workstation	This is page	1 of 2

Furniture	
Item Code	WS-06L-C Watson Manufacturer Watson
Product No.	
Description	LEFT M2 workstation consisting of the following components: 78" W x 30" D laminate worksurface with pvc edge on a pair of metal legs with tack screen above. Storage base cabinet below worksurface and one (1) 30" W x 20" D x 26" H 2-high locking lateral file below an 30" W x 15" D x 15" H open bookcase stacker. Includes one (1) mobile, locking Box, Box, File pedestal.
Finish(es)	Top: Grey Mesh Edge: Jute Legs: Dark Champagne Cases: Dark Champagne Faces: Grey Mesh
Dimensions	see above W D H AH SH
Lock/Keying	
Contact	Miriam Campbell
Phone Number	512-474-1223
Email	miriam@jmcassociates.com
Special Instructions	



Upholstery	
Manufacturer	Watson
Name	Drift
Fabric Type	Panel
Product No.	2539
Color	020 Alabaster
Width	66"
Content	51% Post-Consumer, 49% Pre-Consumer Recycled Polyester
Fabric Repeat	H: 14" V: 9.6"
Contact	Miriam Campbell
Phone Number	512-474-1223
Email	miriam@jmcassociates.com
Special Instructions	



Supplier shall be responsible for verifying the accuracy and completeness of the specified product number for the product described and shall notify the designer of any discrepancies prior to placing the product on order. Manufacturer and Supply Dealer shall certify that this product meets regulations of the jurisdiction in which the project is located and includes required stamps, certification and labeling.

☐ Seaming Diagram
 ☐ Strike-Off
 ☐ Finish Sample
 ☐ Cutting
 ☒ Shop Dwg's
 ☐ Prototype
 ☐ Flame Certificate

- Manufacturer to submit sample of C.O.M. for designer's written approval prior to purchasing and fabrication of total quantity.
 - All finish samples must be submitted to Gensler for approval prior to fabrication, including fabric, metal, stone and wood samples.
 - Shop drawings, manufacturer data sheet, or prototype must be submitted to Gensler for approval prior to fabrication.
 - Quantities listed do not include any overage or attic stock. Purchasing agent shall verify quantities prior to purchasing.
- Client and/or the Purchasing Agent are solely responsible for all quantities.

- Manufacturer representative listed to review product description and product number and notify Designer of any error or conflict in specification as indicated.
- All images, photographs, renderings of specified items contained in this specification package are for general design intent and reference only.
- Manufacturer to provide all required hardware and instructions for proper installation.
- Manufacturer to provide with heavy duty cleats for wall hung security mount to wall. Confirm with Contractor that required blocking is installed properly.

WS-06L-C Watson	
<i>To Be Installed in the Following Locations:</i>	Total 13 Group

Room #	Qty	Unit	Room Name
402A	1	Group	Clinical Office
402B	1	Group	Clinical Office
402D	1	Group	Clinical Office
402F	1	Group	Clinical Office
402G	1	Group	Clinical Office
402J	1	Group	Clinical Office
402K	1	Group	Clinical Office
402L	1	Group	Clinical Office
402M	1	Group	Clinical Office
402N	1	Group	Clinical Office
402P	1	Group	Clinical Office
404	1	Group	Clinical Office
406	1	Group	Clinical Office

Furniture Schedule

Gensler

Project Name	UH Classroom and Business Building	Issue Date	10-21-11
Project Location	Houston, Texas	Revision Date	
Project Number	02.7044.101	File	5FD
Item	Clinical Workstation	This is page	1 of 2

Furniture

Item Code WS-06L-S Knoll **Manufacturer** Knoll

Product No.

Description LEFT Template workstation consisting of the following components: 60" W x 30" D laminate worksurface with square pvc edge, grommet and metal support leg. Storage unit with common top consisting of one (1) 30" W x 42" H bookcase with tackpanel insert and one (1) 30" W x 42" H unit with two lockable file drawers and one bookshelf. Includes one (1) locking mobile Box, Box, File pedestal.

Finish(es) Top: COL Wilsonart Grey Mesh 4877-38
Edge: Soft Grey 117
Legs: Silver 613
Cases: Soft Grey 117

Dimensions see above

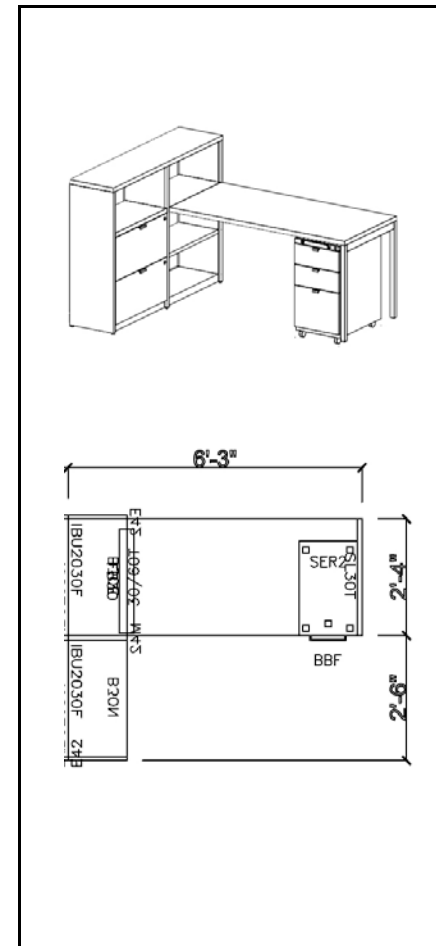
Lock/Keying

Contact Susan Quarles

Phone Number 281-216-8227

Email Susan.Quarles@knoll.com

Special Instructions



Upholstery

Manufacturer Knoll

Name Amplify

Fabric Type Panel

Product No. W1215

Color 4 Trona

Width 66"

Content 100% Recycled Polyester


Fabric Repeat H: 0.25 Inches
V: 0.25 Inches

Contact Kathryn Boehme

Phone Number 800-627-2018

Email kboehme@knoll.com

Special Instructions



Supplier shall be responsible for verifying the accuracy and completeness of the specified product number for the product described and shall notify the designer of any discrepancies prior to placing the product on order. Manufacturer and Supply Dealer shall certify that this product meets regulations of the jurisdiction in which the project is located and includes required stamps, certification and labeling.

☐ Seaming Diagram ☐ Strike-Off ☐ Finish Sample ☐ Cutting ☒ Shop Dwgs ☐ Prototype ☐ Flame Certificate

- Manufacturer to submit sample of C.O.M. for designer's written approval prior to purchasing and fabrication of total quantity.
 - All finish samples must be submitted to Gensler for approval prior to fabrication, including fabric, metal, stone and wood samples.
 - Shop drawings, manufacturer data sheet, or prototype must be submitted to Gensler for approval prior to fabrication.
 - Quantities listed do not include any overage or attic stock. Purchasing agent shall verify quantities prior to purchasing.
- Client and/or the Purchasing Agent are solely responsible for all quantities.

- Manufacturer representative listed to review product description and product number and notify Designer of any error or conflict in specification as indicated.
- All images, photographs, renderings of specified items contained in this specification package are for general design intent and reference only.
- Manufacturer to provide all required hardware and instructions for proper installation.
- Manufacturer to provide with heavy duty cleats for wall hung security mount to wall. Confirm with Contractor that required blocking is installed properly.

WS-06L-S Knoll			
<i>To Be Installed in the Following Locations:</i>			Total 3 Group

Room #	Qty	Unit	Room Name
202	1	Group	Clinical Office
204A	1	Group	Grad Student
206	1	Group	Clinical Office

Distribution
Prepared by Stacy Reed, IIDA, LEED AP ID+C

Furniture Schedule

Gensler

Project Name	UH Classroom and Business Building	Issue Date	10-21-11
Project Location	Houston, Texas	Revision Date	
Project Number	02.7044.101	File	5FD
Item	Clinical Workstation	This is page	1 of 1

Furniture

Item Code WS-06L-S Watson **Manufacturer** Watson

Product No.

Description LEFT M2 workstation consisting of the following components: 78" W x 30" D laminate worksurface with pvc edge on a pair of metal legs with tack screen above. Storage base cabinet below worksurface and one (1) 30" W x 20" D x 26" H 2-high locking lateral file below an 30" W x 15" D x 15" H open bookcase stacker. Includes one (1) mobile, locking Box, Box, File pedestal.

Finish(es) Top: Grey Mesh
Edge: Satin Gray
Legs: White Aluminum
Cases: Grey Mesh
Faces: White Linen

Dimensions see above
W D H AH SH

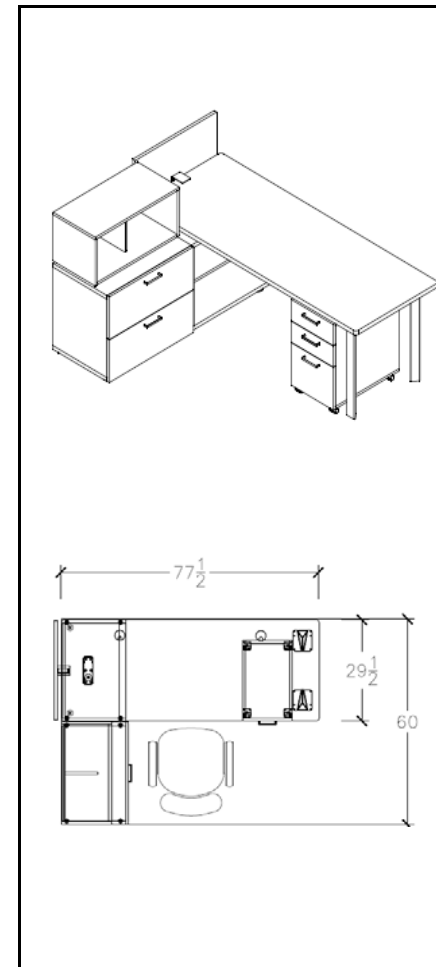
Lock/Keying

Contact Miriam Campbell

Phone Number 512-474-1223

Email miriam@jmcassociates.com

Special Instructions



Upholstery

Manufacturer Watson

Name Drift

Fabric Type Panel

Product No. 2539

Color 020 Alabaster

Width 66"

Content 51% Post-Consumer, 49% Pre-Consumer Recycled Polyester


Fabric Repeat H: 14"
V: 9.6"

Contact Miriam Campbell

Phone Number 512-474-1223

Email miriam@jmcassociates.com

Special Instructions



Supplier shall be responsible for verifying the accuracy and completeness of the specified product number for the product described and shall notify the designer of any discrepancies prior to placing the product on order. Manufacturer and Supply Dealer shall certify that this product meets regulations of the jurisdiction in which the project is located and includes required stamps, certification and labeling.

☐ Seaming Diagram
 ☐ Strike-Off
 ☐ Finish Sample
 ☐ Cutting
 ☒ Shop Dwgs
 ☐ Prototype
 ☐ Flame Certificate

- Manufacturer to submit sample of C.O.M. for designer's written approval prior to purchasing and fabrication of total quantity.
 - All finish samples must be submitted to Gensler for approval prior to fabrication, including fabric, metal, stone and wood samples.
 - Shop drawings, manufacturer data sheet, or prototype must be submitted to Gensler for approval prior to fabrication.
 - Quantities listed do not include any overage or attic stock. Purchasing agent shall verify quantities prior to purchasing.
- Client and/or the Purchasing Agent are solely responsible for all quantities.

- Manufacturer representative listed to review product description and product number and notify Designer of any error or conflict in specification as indicated.
- All images, photographs, renderings of specified items contained in this specification package are for general design intent and reference only.
- Manufacturer to provide all required hardware and instructions for proper installation.
- Manufacturer to provide with heavy duty cleats for wall hung security mount to wall. Confirm with Contractor that required blocking is installed properly.

WS-06L-S Watson			
<i>To Be Installed in the Following Locations:</i>			Total 3 Group

Room #	Qty	Unit	Room Name
202	1	Group	Clinical Office
204A	1	Group	Grad Student
206	1	Group	Clinical Office

Furniture Schedule

Gensler

Project Name	UH Classroom and Business Building	Issue Date	10-21-11
Project Location	Houston, Texas	Revision Date	
Project Number	02.7044.101	File	5FD
Item	Clinical Workstation	This is page	1 of 2

Furniture

Item Code WS-06R-C Knoll **Manufacturer** Knoll

Product No.

Description RIGHT Template workstation consisting of the following components: 60" W x 30" D laminate worksurface with square pvc edge, grommet and metal support leg. Storage unit with common top consisting of one (1) 30" W x 42" H bookcase with tackpanel insert and one (1) 30" W x 42" H unit with two lockable file drawers and one bookshelf. Includes one (1) locking mobile Box, Box, File pedestal.

Finish(es) Top: COL Wilsonart Grey Mesh 4877-38
Edge: Soft Grey 117
Legs: Beige Mist Metallic 611
Cases/Faces: Soft Grey 117

Dimensions see above

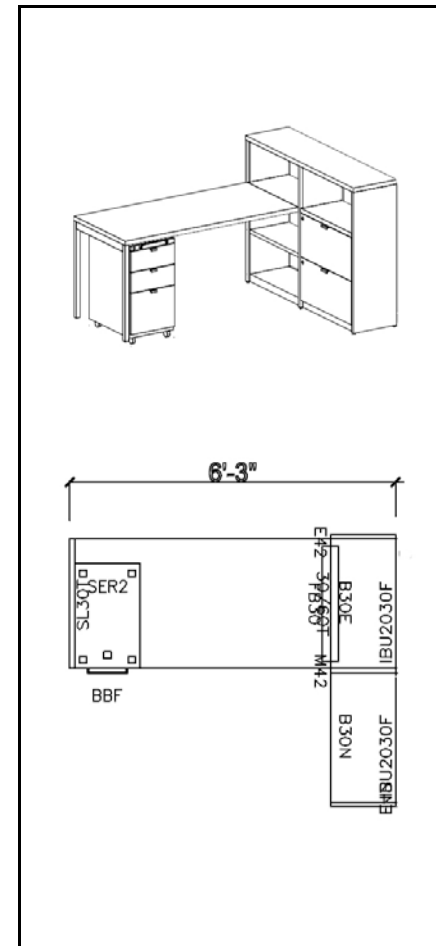
Lock/Keying

Contact Susan Quarles

Phone Number 281-216-8227

Email Susan.Quarles@knoll.com

Special Instructions



Upholstery

Manufacturer Knoll

Name Amplify

Fabric Type Panel

Product No. W1215

Color 4 Trona

Width 66"

Content 100% Recycled Polyester


Fabric Repeat H: 0.25 Inches
V: 0.25 Inches

Contact Kathryn Boehme

Phone Number 800-627-2018

Email kboehme@knoll.com

Special Instructions



Supplier shall be responsible for verifying the accuracy and completeness of the specified product number for the product described and shall notify the designer of any discrepancies prior to placing the product on order. Manufacturer and Supply Dealer shall certify that this product meets regulations of the jurisdiction in which the project is located and includes required stamps, certification and labeling.

☐ Seaming Diagram
 ☐ Strike-Off
 ☐ Finish Sample
 ☐ Cutting
 ☒ Shop Dwgs
 ☐ Prototype
 ☐ Flame Certificate

- Manufacturer to submit sample of C.O.M. for designer's written approval prior to purchasing and fabrication of total quantity.
 - All finish samples must be submitted to Gensler for approval prior to fabrication, including fabric, metal, stone and wood samples.
 - Shop drawings, manufacturer data sheet, or prototype must be submitted to Gensler for approval prior to fabrication.
 - Quantities listed do not include any overage or attic stock. Purchasing agent shall verify quantities prior to purchasing.
- Client and/or the Purchasing Agent are solely responsible for all quantities.

- Manufacturer representative listed to review product description and product number and notify Designer of any error or conflict in specification as indicated.
- All images, photographs, renderings of specified items contained in this specification package are for general design intent and reference only.
- Manufacturer to provide all required hardware and instructions for proper installation.
- Manufacturer to provide with heavy duty cleats for wall hung security mount to wall. Confirm with Contractor that required blocking is installed properly.

WS-06R-C Knoll	
<i>To Be Installed in the Following Locations:</i>	Total 13 Group

Room #	Qty	Unit	Room Name
402A	1	Group	Clinical Office
402B	1	Group	Clinical Office
402D	1	Group	Clinical Office
402E	1	Group	Clinical Office
402F	1	Group	Clinical Office
402J	1	Group	Clinical Office
402K	1	Group	Clinical Office
402L	1	Group	Clinical Office
402M	1	Group	Clinical Office
402N	1	Group	Clinical Office
402P	1	Group	Clinical Office
404	1	Group	Clinical Office
406	1	Group	Clinical Office

Furniture Schedule

Gensler

Project Name	UH Classroom and Business Building	Issue Date	10-21-11
Project Location	Houston, Texas	Revision Date	
Project Number	02.7044.101	File	5FD
Item	Clinical Workstation	This is page	1 of 2

Furniture

Item Code WS-06R-C Watson **Manufacturer** Watson

Product No.

Description RIGHT M2 workstation consisting of the following components: 78" W x 30" D laminate worksurface with pvc edge on a pair of metal legs with tack screen above. Storage base cabinet below worksurface and one (1) 30" W x 20" D x 26" H 2-high locking lateral file below an 30" W x 15" D x 15" H open bookcase stacker. Includes one (1) mobile, locking Box, Box, File pedestal.

Finish(es) Top: Grey Mesh
Edge: Jute
Legs: Dark Champagne
Cases: Dark Champagne
Faces: Grey Mesh

Dimensions
see above
W D H AH SH

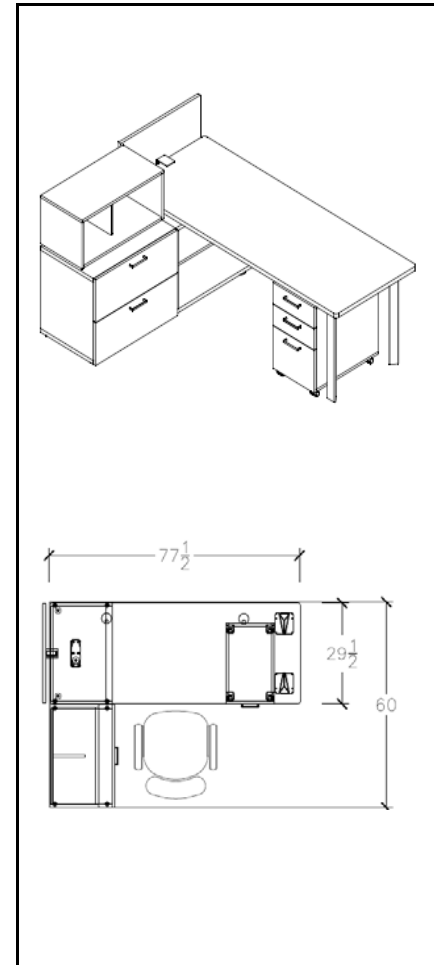
Lock/Keying

Contact Miriam Campbell

Phone Number 512-474-1223

Email miriam@jmcassociates.com

Special Instructions



Upholstery

Manufacturer Watson

Name Drift

Fabric Type Panel

Product No. 2539

Color 020 Alabaster

Width 66"

Content 51% Post-Consumer, 49% Pre-Consumer Recycled Polyester


Fabric Repeat H: 14"
V: 9.6"

Contact Miriam Campbell

Phone Number 512-474-1223

Email miriam@jmcassociates.com

Special Instructions



Supplier shall be responsible for verifying the accuracy and completeness of the specified product number for the product described and shall notify the designer of any discrepancies prior to placing the product on order. Manufacturer and Supply Dealer shall certify that this product meets regulations of the jurisdiction in which the project is located and includes required stamps, certification and labeling.

☐ Seaming Diagram
 ☐ Strike-Off
 ☐ Finish Sample
 ☐ Cutting
 ☒ Shop Dwgs
 ☐ Prototype
 ☐ Flame Certificate

- Manufacturer to submit sample of C.O.M. for designer's written approval prior to purchasing and fabrication of total quantity.
 - All finish samples must be submitted to Gensler for approval prior to fabrication, including fabric, metal, stone and wood samples.
 - Shop drawings, manufacturer data sheet, or prototype must be submitted to Gensler for approval prior to fabrication.
 - Quantities listed do not include any overage or attic stock. Purchasing agent shall verify quantities prior to purchasing.
- Client and/or the Purchasing Agent are solely responsible for all quantities.

- Manufacturer representative listed to review product description and product number and notify Designer of any error or conflict in specification as indicated.
- All images, photographs, renderings of specified items contained in this specification package are for general design intent and reference only.
- Manufacturer to provide all required hardware and instructions for proper installation.
- Manufacturer to provide with heavy duty cleats for wall hung security mount to wall. Confirm with Contractor that required blocking is installed properly.

WS-06R-C Watson				
<i>To Be Installed in the Following Locations:</i>				Total 13 Group

Room #	Qty	Unit	Room Name
402A	1	Group	Clinical Office
402B	1	Group	Clinical Office
402D	1	Group	Clinical Office
402E	1	Group	Clinical Office
402F	1	Group	Clinical Office
402J	1	Group	Clinical Office
402K	1	Group	Clinical Office
402L	1	Group	Clinical Office
402M	1	Group	Clinical Office
402N	1	Group	Clinical Office
402P	1	Group	Clinical Office
404	1	Group	Clinical Office
406	1	Group	Clinical Office

Furniture Schedule

Gensler

Project Name	UH Classroom and Business Building	Issue Date	10-21-11
Project Location	Houston, Texas	Revision Date	
Project Number	02.7044.101	File	5FD
Item	Clinical Workstation	This is page	1 of 2

Furniture

Item Code WS-06R-S Knoll **Manufacturer** Knoll

Product No.

Description RIGHT Template workstation consisting of the following components: 60" W x 30" D laminate worksurface with square pvc edge, grommet and metal support leg. Storage unit with common top consisting of one (1) 30" W x 42" H bookcase with tackpanel insert and one (1) 30" W x 42" H unit with two lockable file drawers and one bookshelf. Includes one (1) locking mobile Box, Box, File pedestal.

Finish(es) Top: COL Wilsonart Sheer Mesh 4876-38
Edge: Soft Grey 117
Legs: Silver 613
Cases/Faces: Soft Grey 117

Dimensions see above

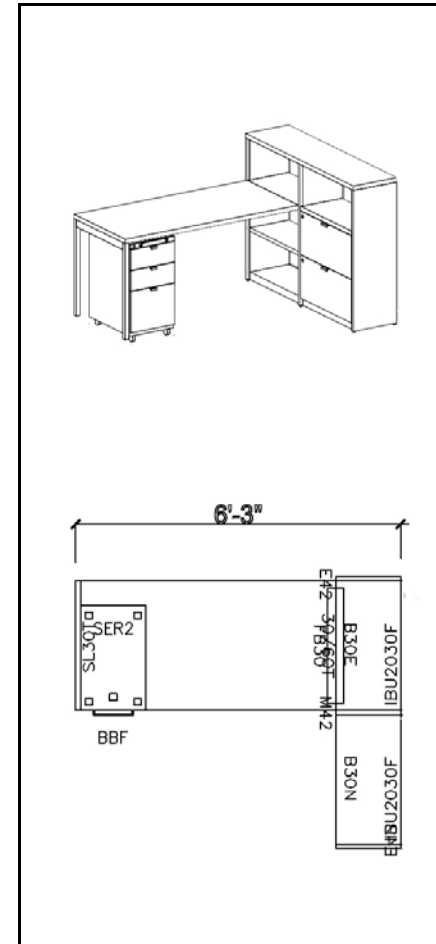
Lock/Keying

Contact Susan Quarles

Phone Number 281-216-8227

Email Susan.Quarles@knoll.com

Special Instructions



Upholstery

Manufacturer Knoll

Name Amplify

Fabric Type Panel

Product No. W1215

Color 4 Trona

Width 66"

Content 100% Recycled Polyester


Fabric Repeat H: 0.25 Inches
V: 0.25 Inches

Contact Kathryn Boehme

Phone Number 800-627-2018

Email kboehme@knoll.com

Special Instructions



Supplier shall be responsible for verifying the accuracy and completeness of the specified product number for the product described and shall notify the designer of any discrepancies prior to placing the product on order. Manufacturer and Supply Dealer shall certify that this product meets regulations of the jurisdiction in which the project is located and includes required stamps, certification and labeling.

☐ Seaming Diagram
 ☐ Strike-Off
 ☐ Finish Sample
 ☐ Cutting
 ☒ Shop Dwgs
 ☐ Prototype
 ☐ Flame Certificate

- Manufacturer to submit sample of C.O.M. for designer's written approval prior to purchasing and fabrication of total quantity.
 - All finish samples must be submitted to Gensler for approval prior to fabrication, including fabric, metal, stone and wood samples.
 - Shop drawings, manufacturer data sheet, or prototype must be submitted to Gensler for approval prior to fabrication.
 - Quantities listed do not include any overage or attic stock. Purchasing agent shall verify quantities prior to purchasing.
- Client and/or the Purchasing Agent are solely responsible for all quantities.

- Manufacturer representative listed to review product description and product number and notify Designer of any error or conflict in specification as indicated.
- All images, photographs, renderings of specified items contained in this specification package are for general design intent and reference only.
- Manufacturer to provide all required hardware and instructions for proper installation.
- Manufacturer to provide with heavy duty cleats for wall hung security mount to wall. Confirm with Contractor that required blocking is installed properly.

WS-06R-S Knoll			
<i>To Be Installed in the Following Locations:</i>			Total 3 Group

Room #	Qty	Unit	Room Name
202	1	Group	Clinical Office
204A	1	Group	Grad Student
206	1	Group	Clinical Office

Furniture Schedule

Gensler

Project Name	UH Classroom and Business Building	Issue Date	10-21-11
Project Location	Houston, Texas	Revision Date	
Project Number	02.7044.101	File	5FD
Item	Clinical Workstation	This is page	1 of 2

Furniture

Item Code WS-06R-S Watson **Manufacturer** Watson

Product No.

Description RIGHT M2 workstation consisting of the following components: 78" W x 30" D laminate worksurface with pvc edge on a pair of metal legs with tack screen above. Storage base cabinet below worksurface and one (1) 30" W x 20" D x 26" H 2-high locking lateral file below an 30" W x 15" D x 15" H open bookcase stacker. Includes one (1) mobile, locking Box, Box, File pedestal.

Finish(es) Top: Grey Mesh
Edge: Satin Gray
Legs: White Aluminum
Cases: Grey Mesh
Faces: White Linen

Dimensions see above
W **D** **H** **AH** **SH**

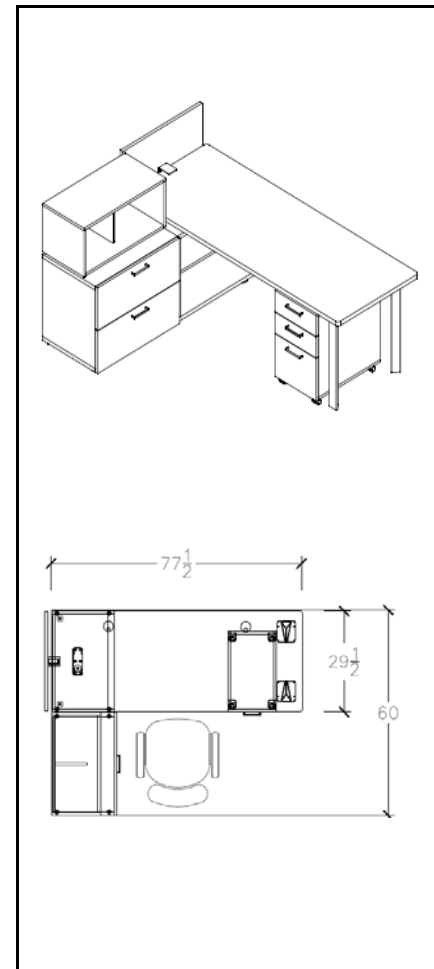
Lock/Keying

Contact Miriam Campbell

Phone Number 512-474-1223

Email miriam@jmcassociates.com

Special Instructions



Upholstery

Manufacturer Watson

Name Drift

Fabric Type Panel

Product No. 2539

Color 020 Alabaster

Width 66"

Content 51% Post-Consumer, 49% Pre-Consumer Recycled Polyester


Fabric Repeat H: 14"
V: 9.6"

Contact Miriam Campbell

Phone Number 512-474-1223

Email miriam@jmcassociates.com

Special Instructions



Supplier shall be responsible for verifying the accuracy and completeness of the specified product number for the product described and shall notify the designer of any discrepancies prior to placing the product on order. Manufacturer and Supply Dealer shall certify that this product meets regulations of the jurisdiction in which the project is located and includes required stamps, certification and labeling.

☐ Seaming Diagram
 ☐ Strike-Off
 ☐ Finish Sample
 ☐ Cutting
 ☒ Shop Dwgs
 ☐ Prototype
 ☐ Flame Certificate

- Manufacturer to submit sample of C.O.M. for designer's written approval prior to purchasing and fabrication of total quantity.
 - All finish samples must be submitted to Gensler for approval prior to fabrication, including fabric, metal, stone and wood samples.
 - Shop drawings, manufacturer data sheet, or prototype must be submitted to Gensler for approval prior to fabrication.
 - Quantities listed do not include any overage or attic stock. Purchasing agent shall verify quantities prior to purchasing.
- Client and/or the Purchasing Agent are solely responsible for all quantities.

- Manufacturer representative listed to review product description and product number and notify Designer of any error or conflict in specification as indicated.
- All images, photographs, renderings of specified items contained in this specification package are for general design intent and reference only.
- Manufacturer to provide all required hardware and instructions for proper installation.
- Manufacturer to provide with heavy duty cleats for wall hung security mount to wall. Confirm with Contractor that required blocking is installed properly.

WS-06R-S Watson			
<i>To Be Installed in the Following Locations:</i>			Total 3 Group

Room #	Qty	Unit	Room Name
202	1	Group	Clinical Office
204A	1	Group	Grad Student
206	1	Group	Clinical Office

Furniture Schedule

Gensler

Project Name	UH Classroom and Business Building	Issue Date	10-21-11
Project Location	Houston, Texas	Revision Date	
Project Number	02.7044.101	File	5FD
Item	Benching System	This is page	1 of 2

Furniture

Item Code WS-07 **Manufacturer** Allsteel

Product No.

Description Group of nine (9) Stride benching system with seating for ten with laminate top and painted open end supports. Includes hinged power access door for power and data housed within the center trough. 20" H Center & Lateral Tackable Fabric Divider Screens. Include CPU holder and task light at each seat.

Finish(es) Laminate Top/Edge: Wilsonart Colombian Walnut
Frame: Gunmetal Metallic PR3

Dimensions
see above
W D H AH SH

Lock/Keying

Contact Carole Nicholson

Phone Number 713-471-9008

Email nicholsonc@allsteeloffice.com

Special Instructions



Upholstery

Manufacturer Allsteel

Name Appoint

Fabric Type Panel

Product No.

Color APN909 Morel

Width 66"

Content 100% Polyester


Fabric Repeat .10" V x .10" H

Contact Carole Nicholson

Phone Number 713-471-9008

email nicholsonc@allsteeloffice.com

Special Instructions



Supplier shall be responsible for verifying the accuracy and completeness of the specified product number for the product described and shall notify the designer of any discrepancies prior to placing the product on order. Manufacturer and Supply Dealer shall certify that this product meets regulations of the jurisdiction in which the project is located and includes required stamps, certification and labeling.

☐ Seaming Diagram
 ☐ Strike-Off
 ☐ Finish Sample
 ☐ Cutting
 ☒ Shop Dwgs
 ☐ Prototype
 ☐ Flame Certificate

- Manufacturer to submit sample of C.O.M. for designer's written approval prior to purchasing and fabrication of total quantity.
- All finish samples must be submitted to Gensler for approval prior to fabrication, including fabric, metal, stone and wood samples.
- Shop drawings, manufacturer data sheet, or prototype must be submitted to Gensler for approval prior to fabrication.
- Quantities listed do not include any overage or attic stock. Purchasing agent shall verify quantities prior to purchasing.
Client and/or the Purchasing Agent are solely responsible for all quantities.
- Manufacturer representative listed to review product description and product number and notify Designer of any error or conflict in specification as indicated.
- All images, photographs, renderings of specified items contained in this specification package are for general design intent and reference only.
- Manufacturer to provide all required hardware and instructions for proper installation.

- Manufacturer to provide with heavy duty cleats for wall hung security mount to wall. Confirm with Contractor that required blocking is installed properly.

WS-07				
<i>To Be Installed in the Following Locations:</i>				Total 1 Group

Room #	Qty	Unit	Room Name
540	1	Group	Quiet Hall

Distribution	
Prepared by	Stacy Reed, IIDA, LEED AP ID+C